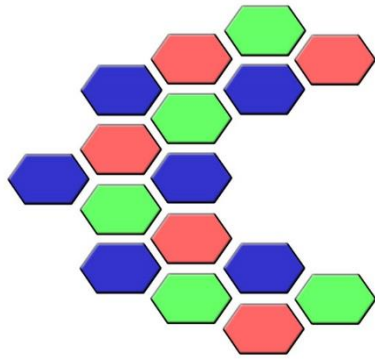


p-ISSN: 2303-3304

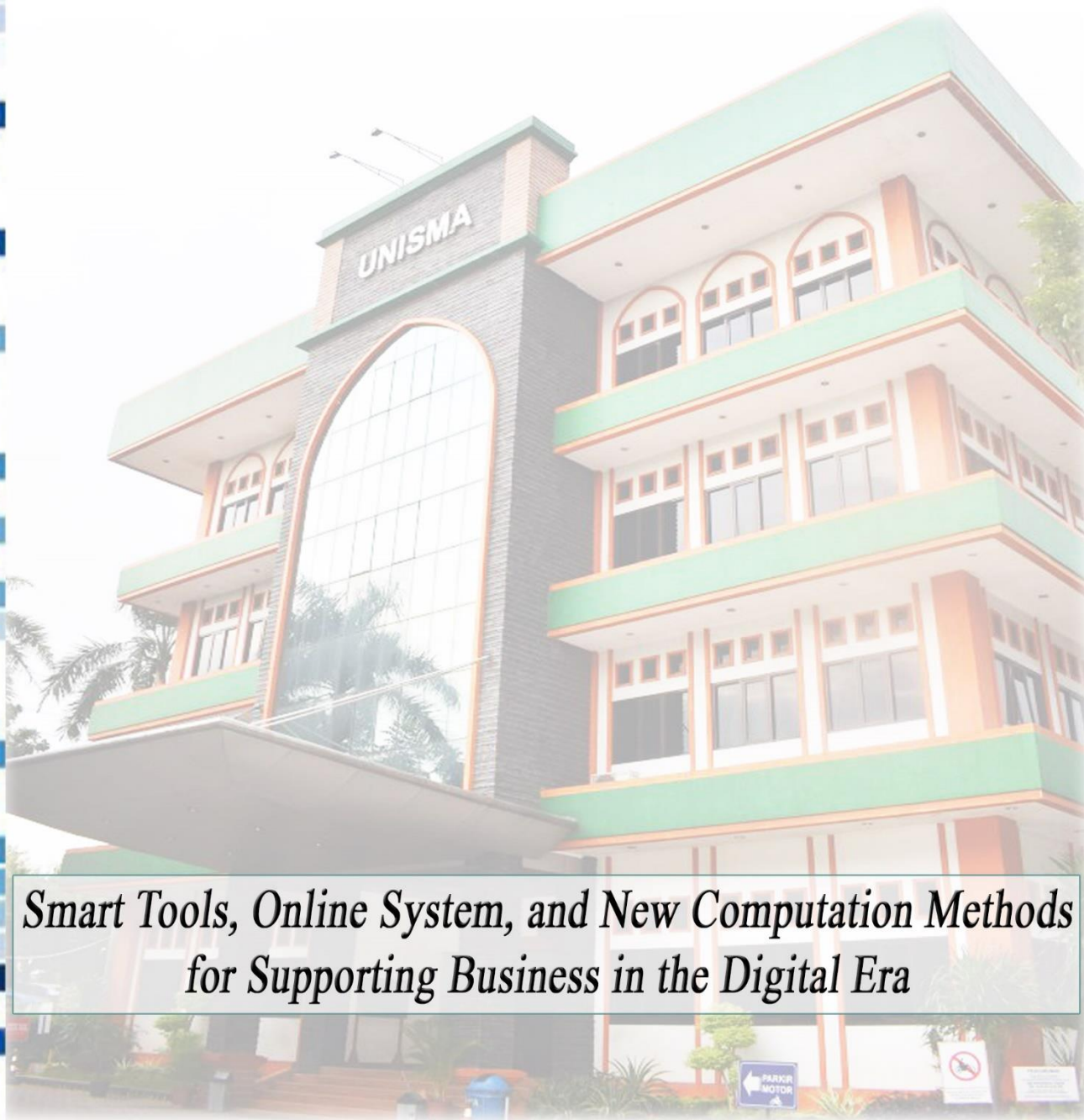
e-ISSN: 2620-3553

Vol. 8 No. 1 March 2020



PIKSEL

Penelitian Ilmu Komputer
Sistem *Embedded & Logic*



*Smart Tools, Online System, and New Computation Methods
for Supporting Business in the Digital Era*

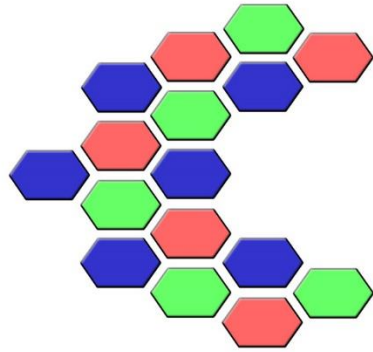
Department of Computer Engineering

Universitas Islam "45" Bekasi

p-ISSN: 2303-3304

e-ISSN: 2620-3553

Vol. 8 No. 1 March 2020



PIKSEL

Penelitian Ilmu Komputer
Sistem *Embedded & Logic*

Raw Material Usage and Process Order Module Development using SAP: A Case Study from General Packaging Manufacturer

Richard, Julius Raymond Setiawan, Mahenda Metta Surya 1 - 8

Online Expedition Services System for Customer at XYZ Ltd.

Nasa Zata Dina, Wilda Imama Sabilla, Irvandy Handoyo 9 - 20

Consumer Satisfaction of Sorabel Applications Using the Delone and Mclean Method

Wulan Dari, Lusa Indah Prahartiwi 21 - 30

Parallel Computation in Uncompressed Digital Images Using Computer Unified Device Architecture and Open Computing Language

Muhammad Kopravi 31 - 38

Logistic Model Tree and Decision Tree J48 Algorithms for Predicting the Length of Study Period

Mohamad Firman Maulana, Meriska Defriani 39 - 48

Securing Web Application by Embedded Firewall at Gytech Indosantara Mandiri Ltd.

Muhammad Yusup, Maisyaroh, Laila Septiana 49 - 58


The Simulation of Heat Propagation Rate in Smart Roasting Process Using Finite Difference Method

Rafika Sari,, Nuraina Fika Lubis, Aida Fitriyani, Mayadi 59 - 66

COVID-19 Spread Pattern Using Support Vector Regression

Herlawati Herlawati 67 - 74

p-ISSN: 2303-3304
e-ISSN: 2620-3553
Vol. 8 No. 1
March 2020



PIKSEL status is accredited by the directorate general of research strengthening and development no. 28/E/KPT/2019 with Indonesian Scientific Index (SINTA) journal-level of S5, starting from volume 6(1) 2018 to volume 10(1) 2022.



First publish in 2013.
Available online since 2018.



From Editor-in-Chief

Assalamu'alaikum Warahmatullahi Wabarokatuh.
Best wishes to all the members of Editorial Board, Reviewers Panel, Authors and Readers of PIKSEL for a very happy, and stay healthy in this COVID-19 pandemic disaster.



Rahmadya, Ph.D.
Editor-in-Chief

The world is facing many issues, e.g. disasters, climate change, flooding, etc., that needs the support from many disciplines. Information technology and computer science are no exception. Therefore, this issue focuses on smart tools, online systems, and new computation methods for supporting business in the digital era, to face the global problems. The Enterprise Resource Planning (ERP) system is discussed in this journal regarding its effectiveness in a case study. The online system, nowadays, is a kind of emerging system, especially in disruptive era. To support the business, some computation methods, both hardware and software, are discussed, i.e. the parallel computation and the soft computing methods in analyzing the student performance in regard to study period, a proposed smart tool for a daily equipment, and the system for protecting the web. Finally, the research on COVID-19 spread pattern using Support Vector Regression is also included in this issue.

I would like to thank Universitas Islam 45 Bekasi for supporting the journal publishing, Open Journal System (OJS), and others who have participated for this issue.

With this once again I wish for the peaceful world which is still struggling against COVID-19 pandemic.

Publisher: LPPM Universitas Islam 45

Office:

Fakultas Teknik Universitas Islam 45

Jl. Cut Meutia No. 83 Margahayu Kecamatan Bekasi Timur
Kota Bekasi Jawa Barat Indonesia 17113


Telp. (021) 8802015

e-mail: piksel.unisma@gmail.com

e-mail: piksel@unsimabekasi.ac.id

website: <http://jurnal.unismabekasi.ac.id/index.php/piksel>

p-ISSN: 2303-3304
e-ISSN: 2620-3553
Vol. 8 No. 1
March 2020



PIKSEL status is accredited by the directorate general of research strengthening and development no. 28/E/KPT/2019 with Indonesian Scientific Index (SINTA) journal-level of S5, starting from volume 6(1) 2018 to volume 10(1) 2022.

Editor Board Journal PIKSEL

EDITOR IN CHIEF

Rahmadya Trias Handayanto, S.T., M.Kom., Ph.D
(Scopus ID: [55014574400](#), Universitas Islam 45)

DEPUTY EDITOR IN CHIEF

Inna Ekawati, S.T., MMSI
(Universitas Islam 45)

BOARD OF EDITORS

Maimunah, S.Si., M.Kom

(Scopus ID: [57215528459](#), Universitas Muhammadiyah Magelang)

Retno Nugroho Whidhiasih, S.Kom., M.Kom

(Scopus ID: [55613478500](#), Universitas Islam 45)

Endang Retnoningsih, S.Kom., M.Kom

(Scopus ID: [57215526966](#), Universitas Bina Insani)

Fata Nidaul Khasanah, S.Kom., M.Eng

(Scopus ID: [57189353040](#), Universitas Bhayangkara Jakarta Raya)

Yopi Handrianto, S.Kom., M.Kom

(Scopus ID: [57215294416](#), Universitas Bina Sarana Informatika)

Richard, S.Kom., M.M.

(Scopus ID: [56638189100](#), Universitas Bina Nusantara)

Ben Rahman, B.Sc., S.Kom., M.MSI.

(Scopus ID: [57215525641](#), Universitas Nasional)

TECHNICAL EDITOR

Irwan Sukandar


Muryanti

Sumarlin

Deni Herdiana

Puput Putrianika

p-ISSN: 2303-3304
e-ISSN: 2620-3553
Vol. 8 No. 1
March 2020



PIKSEL status is accredited by the directorate general of research strengthening and development no. 28/E/KPT/2019 with Indonesian Scientific Index (SINTA) journal-level of S5, starting from volume 6(1) 2018 to volume 10(1) 2022.

REVIEWERS

Augustinus Bayu Primawan, D.Tech.Sc.

(Scopus ID: [57204114771](#), Universitas Sanata Dharma, Yogyakarta, Indonesia)

Petrus Sutiyasadi, S.T., M.Eng., D.Eng.

(Scopus ID: [36968351900](#), Politeknik Mekatronika Sanata Dharma, Yogyakarta, Indonesia)

Cahyono Sigit Pramudyo, S.T., M.T., D.Eng.

(Scopus ID: [57195353262](#), Universitas Islam Negeri Sunan Kalijaga, Yogyakarta, Indonesia)

Taqwa Hariguna, S.Kom., M.Kom., Ph.D.

(Scopus ID: [57193771775](#), Universitas AMIKOM Purwokerto, Purwokerto, Indonesia)

Henriyadi, S.Si., M.Sc.

(Litbang Departemen Pertanian, Jakarta, Indonesia)

Herlawati, S.Si., M.M., M.Kom

(Scopus ID: [55613443500](#), Universitas Bhayangkara Jakarta Raya)

Eni Heni Hermaliani, S.Kom., M.M., M.Kom

(Scopus ID: [57200210484](#), Universitas Bina Sarana Informatika)

Malikus Sumadyo., S.Si., M.T.

(Scopus ID: [57193833463](#), Universitas Islam 45)

Dadan Irwan, S.T., M.Kom.

(Scopus ID: [55613449700](#), Universitas Islam 45)

Haryono, S.Kom., M.M.S.I.

(Scopus ID: [55015952700](#), Universitas Islam 45)

Seta Samsiana, S.T., M.T.

(Scopus ID: [56532498500](#), Universitas Islam 45)

Solikin, S.Si., M.T.

(Scopus ID: [57194213010](#), Universitas Bina Insani)

Hendra Supendar, S.Kom., M.Kom (Scopus ID: [57210461454](#), Universitas Bina Sarana Informatika, Indonesia)

Aji Akbar Firdaus, S.T., M.T (Scopus ID: [56596623100](#), Universitas Airlangga, Surabaya, Indonesia)

The Simulation of Heat Propagation Rate in Smart Roasting Process Using Finite Difference Method

Rafika Sari^{1,*}, Nuraina Fika Lubis², Aida Fitriyani¹, Mayadi¹

¹ Informatics Engineering Department; Universitas Bhayangkara Jakarta Raya; Jl.Raya Perjuangan Margamulya Bekasi Utara 17121; e-mail: rafika.sari@dsn.ubharajaya.ac.id; e-mail: aida.fitriyani@dsn.ubharajaya.ac.id; e-mail: mayadi@dsn.ubharajaya.ac.id

² Physics Master Program; Institut Teknologi Bandung; Jl. Ganesha No.10 Bandung 40132; e-mail: nurainafikalubis@gmail.com

* Correspondence: e-mail: rafika.sari@dsn.ubharajaya.ac.id

Received: 20 January 2020; Revised: 3 February 2020; Accepted: 17 February 2020; Available online: 20 March 2020

Abstract

In the industrial 4.0 era, there have been many developments in daily equipment that have been transformed into more sophisticated tools both in terms of how they are used, the efficiency of their work and the quality of the results obtained due to the digitization process that is easily accessed by many people. Therefore, As the early step, the paper discusses the computational modeling in the automatic cooking methods, namely the smart roaster system. The cooking method in the form of granules by using a roasting process, which generally utilizes heated sand, is interesting to learn since there are two mechanisms of heat propagation from the pan to the food object, namely the mechanism of heat propagation by conduction and radiation, but in this study, the heat propagation due to temporary convection was ignored. The first mechanism is accommodated by Fourier's Law, while the second is by Stefan-Boltzmann's Law. For simplification, the system is discussed in one dimension with the same grain size, but the object can have a different size. The composition of the pan walls, grains of sand, empty space, and food objects can be randomized so that various configurations can be created. Discussed how the process of heat propagation can occur in the roasting process and also radiation to the surrounding space on the top of the sand surface. The numerical analysis method is used with the finite difference method and the Matlab programming language for simulation.

Keywords: granular materials, roasting, heat propagation, finite difference.

1. Introduction

In industrial 4.0 era, many daily equipments have been transformed into more sophisticated tools both in terms of how they are used and the efficiency of their work. In cooking equipments, many companies have produced cooking equipment switch from conventional equipment to digital tools. For example, digitization of cooking utensils made by Sharp Company with Healsio Automatic Cookware products. By just putting all raw materials and then set the time for cooking, consumers can prepare it in the morning and then eat it when they get home from work. All features are made as easy as possible so that all consumers can later become chefs in their own homes. In addition, this product is supported by several features, such as automating heat which is able to regulate the level of heat in cooking. Steam and temperature sensor technology that is able to keep dishes from burning and overflowing and protect food from bacteria and fungi. There is also an automatic stirring feature that stirs and makes dishes blend well. Then the pre-set timer cooking feature allows consumers to set their own presentation time in accordance with the desired time. Healsio Automatic Cookware is produced with stainless material for the inner container and aluminum for the outer side. This product consumes 800 watts of electricity when cooking and when it warms only takes 50 to 70 watts.

Sand is a granular material, which is a material composed of smaller particles (Kreith and M.S.Bohn 2001). The mechanical and thermal properties of the particles are determined by the

thermal properties and interactions between the particles. Sand becomes an additional medium which is suitable for the roasting process because it can distribute the temperature evenly so that the roasted object does not burn. The heat propagation studied is only conduction and radiation that occurs in sand and roasted objects.

In this research, we will discuss how heat propagation in the roasting process uses sand media, where sand is granular material, a material composed of smaller particles whose mechanical properties are determined by interactions between the particles (Andrade et al. 2011). Two laws of heat propagation are used in this study, namely the Fourier conduction law (Kreith and M.S.Bohn 2001) and Stefan-Boltzmann law (Johnson 2012). Fourier's law discusses heat propagation in solids by conduction and Stefan-Boltzmann's law discusses heat propagation in a vacuum by radiation. The presence of air and its flow is ignored in this discussion. Problem solving is done numerically by using the finite difference method (difference up to) (Maulidi 2005). Furthermore, the process of visualisation is carried out the process of the rate of heat propagation in the process of cooking the roast system as a preliminary study of modeling of making intelligent stoves.

2. Research Methods

2.1 Tools and Materials

In this study, the roasted material was sand and the roasted object is a peanut. Roasting was done in a pan made of stainless steel. The position of the sand was at the bottom of the pan, while the position of the peanut is on the sand and allows it to be covered with sand. There was an empty gap between the sand formed by stirring the ingredients/baking material. The heat source was produced from an electric stove under the pan. Figure 1 shows the composition of this roasted material (Lubis, Sari, and Viridi 2018).

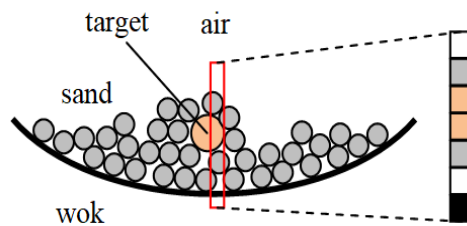


Figure 1. The composition of the materials in the roasting process.

Electric stove with resistance of heating coil R which is given voltage V will produce P_{coil} power formulated in equation (1).

$$P_{coil} = \frac{v_{in}^2}{R_{coil}} \quad (1)$$

The frying pan has m_{wok} mass in roasted process with c_{wok} type heat, initially has an initial $T_{wok}(t)$ wok temperature. In time interval Δt , the temperature in the pan follows:

$$T_{wok}(t + \Delta t) = T_{wok}(t) + \frac{P_{coil} \Delta t}{m_{wok} c_{wok}} \quad (2)$$

2.2 One Dimension Heat Propagation

a. Fourier Law

Fourier's Law is a formulation to state the existence of conduction. Conduction is a heat dispersal event that only occurs in the particles of a material. In general, conduction occurs in solid media. Although the temperature gradient applies to solid media, heat will flow from the high temperature area to the low temperature area (Kreith and M.S.Bohn 2001). In the roasting process, heat moves from the pan to the sand, then the heat in the sand moves to the roasted object until the sand is on it.

The Fourier Law formulation in the roasting process begins with the statement of each symbol with the variables involved in the process. Solid materials, such as sand or cooking

objects (nuts), their area is expressed as A , length L and thermal conductivity κ . The heat delivered at each time unit Δt is formulated in equation (3).

$$Q = \Delta t A \kappa \left(\frac{T_H - T_L}{L} \right) \quad (3)$$

T_H and T_L represent the temperature of each solid's end. T_H is the maximum temperature, whereas T_L is minimum temperature of each end.

b. Stefan-Boltzman Law

Stefan-Boltzmann's Law states the radiation process that occurs in the universe. Radiation is a heat propagation event without intermediates and takes place in a vacuum. The heat from the radiation field is emitted with electromagnetic waves (another alternative is photons) (Taylor, Fricke, and Becker 2011). Radiation occurs in the roasting process when heat travels between the cracks of sand grains and on the top sand surface. On the top surface of the sand, the radiated heat will go to the environment where the roasting process occurs. Stefan-Boltzmann's Law Formulation involves the variables involved in the roasting process to be symbolized. Assuming a particle with surface area A for each unit of time Δt will radiate the heat formulated in equation (4) below.

$$Q = A \Delta t \sigma \varepsilon (T^4 - T_{env}^4) \quad (4)$$

Suhu lingkungan dirumuskan dengan T_{env} , sedangkan σ dan ε masing-masing merupakan konstanta Stefan-Boltzmann dan emisivitas materi yang terkena radiasi. Konstanta Stefan-Boltzmann sebesar $5,67 \times 10^{-8} \text{ W/m}^2\text{K}^4$. (Sharma and Gujral 2011)

The ambient temperature is formulated with T_{env} , whereas σ and ε are Stefan-Boltzmann's constants and the emissivity of matter exposed to radiation, respectively. Stefan-Boltzmann constant is $5.67 \times 10^{-8} \text{ W / m}^2\text{K}^4$ (Sharma and Gujral 2011).

c. The Law of Energy Conservation

Energy conservation in the roasting process occurs because of the heat propagation in each layer of the roast composition. The ambient temperature during the roasting process (or other events) is always constant. Therefore, a transient temperature T^∞ will be achieved. Thermal conduction is the direct microscopic exchange of the kinetic energy of particles through the boundary between two systems. When an object has a different temperature from the object or the surrounding environment, heat flows have the same temperature at a point of thermal equilibrium. Spontaneous heat transfer occurs from a high temperature to a low temperature, as explained by the second law of thermodynamics. Steady state conduction based on Fourier's law, is a form of conduction that occurs when the temperature difference in the conduction event takes place spontaneously. Then after equilibrium time, the spatial distribution of temperature in the conduction object does not change again. In steady state conduction, the amount of heat entering a part is equal to the amount of heat coming out. Transient conduction (at transient temperatures T^∞) arises when the temperature of an object changes as a function of time. Analysis on transient systems is more complex and is often used for applications of numerical analysis by computers. Thermal radiation occurs through a vacuum or transparent medium. Energy is transferred through photons in waves electromagnetic thermal radiation is the energy released by objects as electromagnetic waves, because there is a pile of thermal energy in all objects with temperatures above absolute zero, thermal radiation arises as a result of random displacement of atoms and molecules, because atoms and molecules are composed of particles charged (protons and electrons), their movements produce the release of electromagnetic radiation that carries energy.

2.3 The Numerical Finite Difference Method

The finite difference method is widely used to find the solutions of partial differential equations (PDP) problems. This is because the younger partial differential equation solutions are approached using the Taylor series. There are several different approaches to finite methods, i.e. forward, backward and central difference equations. In this study used advanced calculation. From the mathematical formulation of Fourier's law, the conduction rate of heat transfer in equation (3) is made into the 1-D partial differential equation form as follows.

$$Q = A \Delta t \sigma \varepsilon (T^4 - T_{env}^4) \tag{5}$$

where $t > 0$ and $0 < x < L$,

Equation (6) represents the one-dimensional conduction heat transfer equation since there is only one variable, x , with k positive constants. Variable t is the time variable, and $U(x, t)$ is a function that depends on x and t . This equation, the Taylor U series ($x, t + \Delta t$), is expressed at the t point (Tubert-Brohman et al. 2013).

$$U(x, t + \Delta t) = U(x, t) + U_t(x, t)\Delta t + \frac{1}{2}U_{tt}(x, t)\Delta t^2 + \frac{1}{6}U_{ttt}(x, t)\Delta t^3 + \dots \tag{6}$$

$$U(x, t + \Delta t) - U(x, t) = U_t(x, t)\Delta t + \frac{1}{2}U_{tt}(x, t)\Delta t^2 + \frac{1}{6}U_{ttt}(x, t)\Delta t^3 + \dots$$

$$\frac{U(x, t + \Delta t) - U(x, t)}{\Delta t} = U_t(x, t) + \frac{1}{2}U_{tt}(x, t)\Delta t + \frac{1}{6}U_{ttt}(x, t)\Delta t^2 + \dots$$

Because $\frac{1}{2}U_{tt}(x, t)\Delta t + \frac{1}{6}U_{ttt}(x, t)\Delta t^2 + \dots$ is small number and can be ignored, equation (6) can be rewritten.

$$U_t(x, t) = \frac{U(x, t + \Delta t) - U(x, t)}{\Delta t} + O(\Delta t) \tag{6}$$

This means that forward advanced derivative formulations have a level one accuracy. With the same scheme, the radiation propagation rate will also be calculated.

2.4. Simulation Modelling

This research used Matlab as programming language. In the beginning, a theoretical study was conducted to formulate mathematical equations that describe the dynamics of the grain material system in the one-dimensional heat propagation process of the roasted system. The mathematical formulation obtained is used to simulate the system using finite difference method.

As initial step, we divided layers of roasted composition based on conduction and radiation events that occur in each layer. The conduction layer used equation (3), while the radiation layer used equation (4). In equations (3) and (4), each variable represents the amount of heat energy generated from the conduction and radiation process. However, in the equation, the highest temperature and lowest temperature variables are known. In this study, we analyzed the temperature distribution at each layer of the roasted composition in order to get the expected variable from the equation becomes the lowest temperature (Manglik 2014). Figure 2 describes the description of the lowest temperature variable.

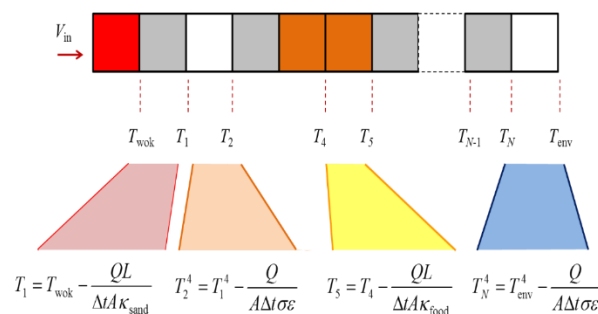


Figure 2. The composition of the formula for the conduction and radiation processes that occur at each layer of the roast process composition.

In the next step we determined the reduction of the intensity parameters in each layer of the roasted composition. The intensity parameter is useful for knowing how much heat energy is emitted per unit area and time on each layer surface. The formulation of the intensity parameter follows equation (7) below.

$$I = \frac{Q}{A \Delta t} \quad (7)$$

The intensity value is given the same at each layer. The limitation that needs to be considered is that the highest temperature difference with the lowest temperature must be greater than zero that is formulated with: $T_H - T_L \gg 0$. The intensity parameter value is $I = 1$ J·s⁻¹·m⁻², $\sigma = 5,670367 \times 10^{-8}$ W·m⁻²·K⁻⁴, $\Delta t = 10^{-5}$ s, $L = 1$ mm = 10^{-3} m, $V = 220$ V, $R = 10$ Ω, dan $T_{env} = 300$ K. (Sharma and Gujral 2011).

3. Results and Discussion

3.1. Numerical Method Schema

Mathematical formulation based on the Fourier law equation of heat transfer rate by conduction 1-D is: $Q = \Delta t A k \left(\frac{T_H - T_L}{L} \right)$ and the Stefan-Boltzmann 1-D radiation heat transfer rate equation is $Q = A \Delta t \sigma \varepsilon (T^4 - T_{env}^4)$,

the two equations are converted into the form of 1-D partial differential equations such as equation (5). Equation (5) is called the one-dimensional conduction heat transfer equation because there is only one space x variable, with k positive constant, t is time, and $U(x, t)$ is a function that depends on x and t . Then the Taylor Series was used for advanced difference derived formulations that have a value of error or accuracy $O(\Delta t)$, that is level one accuracy.

Next, we reduced the intensity parameters (I), $I = \frac{Q}{A \Delta t}$. Where I is the amount of heat energy emitted by the broad union and time of each surface layer. The value of given I was similar for each layer. For row matrices in figure-2, the iteration process used the finite difference method in the heat propagation process of the roasted system as follows:

$$T_1 = T_{wok} - \frac{QL}{\Delta t A \kappa_{sand}} = T_{wok} - \frac{I}{\kappa_{sand}} \quad (8)$$

$$T_2^4 = T_1^4 - \frac{QL}{\Delta t A \sigma \varepsilon} = T_1^4 + \frac{I}{\sigma \varepsilon} \quad (9)$$

⋮

$$T_5 = T_4 - \frac{QL}{\Delta t A \kappa_{food}} = T_4 - \frac{I}{\kappa_{food}} \quad (10)$$

⋮

$$T_N^4 = T_{env}^4 - \frac{QL}{\Delta t A \sigma \varepsilon} = T_{env}^4 + \frac{I}{\sigma \varepsilon} \quad (11)$$

3.2 Simulation Flowchart

To facilitate the calculation of transfer or heat transfer rate in accordance with the above numerical scheme, Figure 3 shows a general flowchart.

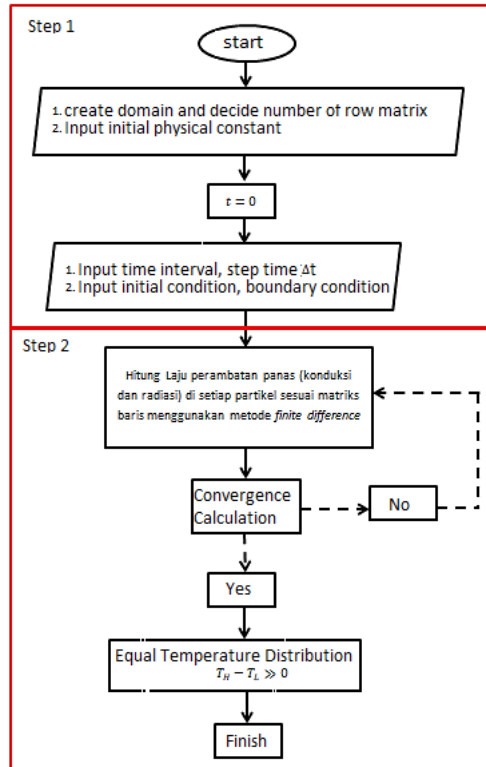


Figure 3. Flow chart of calculation 1-Dimension heat propagation rate

As shown in Figure 3, the numerical scheme is divided into two stages, namely: (1) creating a computational domain, and (2) calculating the heat distribution. The following are parameter values for the characteristics of some of the materials used:

Table 1. The constant composition of materials layer (Tarney 1989)

Material	κ (W·m ⁻¹ ·K ⁻¹)	c_p (J·kg ⁻¹ ·K ⁻¹)	ϵ
Stainless steel skillet [4]	14,9	477	0,17
Sand [4]	0,27	1515	0,9
Peanuts	0,168 [5]	2230 [5]	0,8

3.3 Computational Results

The initial step divided layers of roasted composition based on conduction and radiation events that occur in each layer. The conduction layer uses equation (3), while the radiation layer uses equation (4). In equations (3) and (4), each variable sought is the amount of heat energy generated from the conduction and radiation process. However, in the equation, the highest temperature and lowest temperature variables are known. In this study, what is sought is the temperature distribution in each layer of the roasted composition so that the variable sought from the equation becomes the lowest temperature. The description of the lowest temperature variable sought at each layer is clarified in Figure 2.

The next step was to determine the reduction of the intensity parameters in each layer of the roasted composition. The intensity parameter in equation (7) is useful for knowing how much heat energy is emitted per unit area and time on each surface of the layer. The intensity

value is given the same at each layer. The limitation to note is that the difference between the highest temperature and the lowest temperature must be greater than zero, which is formulated by: $T_H - T_L \gg 0$. The intensity parameter value used is $I = 1 \text{ J}\cdot\text{s}\cdot\text{m}^{-2}$, $\sigma = 5,670367 \times 10^{-8} \text{ W}\cdot\text{m}^{-2}\cdot\text{K}^{-4}$, $\Delta t = 10^{-5} \text{ s}$, $L = 1 \text{ mm} = 10^{-3} \text{ m}$, $V = 220 \text{ V}$, $R = 10 \Omega$, $T_{env} = 300 \text{ K}$.

The completion of the temperature distribution at each layer of the roasting process used the row matrix method. Each layer was given a number notation like Figure 4. This method was done by making a supposition whether each layer occurs in the process of conduction or radiation. Each number notation was entered in the formula in Figure 4 to find out the temperature in each layer.



Figure 4. Number notation for row matrix at each layer of the roast process composition (-1: heater; 0: air in the vacuum chamber; 1: sand; 2: food/roast object).

Using empirical data in Table 1, the initial temperature in each roasting layer was 300 K. During an interval of 3.62 seconds, a temperature rose not far from 300 K for layers far from the heat source. The temperature was almost evenly distributed due to conduction and radiation. The highest temperature of 409.4 K at 3.62 seconds was found in the pan layer directly facing the heat source (Figure 5).

		Materials (-1: heater .0: vakum, 1: sand 2: food)															
		-1	1	0	1	1	0	1	2	2	2	1	0	1	1	1	0
Time	0.00	300.00	300.00	300.00	300.00	300.00	300.00	300.00	300.00	300.00	300.00	300.00	300.00	300.00	300.00	300.00	300.00
	0.16	304.84	304.83	300.05	300.05	300.05	300.04	300.04	300.04	300.03	300.02	300.02	300.04	300.04	300.04	300.04	300.04
	0.45	313.60	313.60	300.13	300.13	300.13	300.12	300.12	300.12	300.11	300.10	300.10	300.12	300.12	300.12	300.12	300.12
	0.62	318.74	318.73	300.19	300.19	300.19	300.17	300.17	300.16	300.15	300.15	300.15	300.17	300.17	300.17	300.17	300.17
	0.92	327.80	327.80	300.30	300.30	300.30	300.25	300.25	300.24	300.24	300.23	300.23	300.25	300.25	300.25	300.25	300.25
	1.02	330.82	330.82	300.34	300.34	300.34	300.28	300.28	300.27	300.26	300.26	300.26	300.26	300.28	300.28	300.28	300.28
	1.29	339	339	300.5	300.5	300.5	300.4	300.4	300.4	300.3	300.3	300.3	300.4	300.4	300.4	300.4	300.4
	1.43	343.2	343.2	300.5	300.5	300.5	300.4	300.4	300.4	300.4	300.4	300.4	300.4	300.4	300.4	300.4	300.4
	1.70	351.4	351.4	300.7	300.7	300.7	300.5	300.5	300.5	300.5	300.4	300.4	300.5	300.5	300.5	300.5	300.5
	1.95	358.9	358.9	300.8	300.8	300.8	300.5	300.5	300.5	300.5	300.5	300.5	300.5	300.5	300.5	300.5	300.5
	2.20	366.5	366.5	300.9	300.9	300.9	300.6	300.6	300.6	300.6	300.6	300.6	300.6	300.6	300.6	300.6	300.6
	2.67	380.7	380.7	301.2	301.2	301.2	300.7	300.7	300.7	300.7	300.7	300.7	300.7	300.7	300.7	300.7	300.7
	2.67	380.7	380.7	301.2	301.2	301.2	300.7	300.7	300.7	300.7	300.7	300.7	300.7	300.7	300.7	300.7	300.7
	3.14	394.9	394.9	301.6	301.6	301.6	300.9	300.9	300.9	300.9	300.8	300.8	300.9	300.9	300.9	300.9	300.9
3.26	398.5	398.5	301.7	301.7	301.7	300.9	300.9	300.9	300.9	300.9	300.9	300.9	300.9	300.9	300.9	300.9	
3.42	403.4	403.4	301.8	301.8	301.8	300.9	300.9	300.9	300.9	300.9	300.9	300.9	300.9	300.9	300.9	300.9	
3.55	407.3	407.3	302	302	302	301	301	301	301	301	301	301	301	301	301	301	
3.62	409.4	409.4	302	302	302	301	301	301	301	301	301	301	301	301	301	301	

Figure 5. Temperature distribution in each layer composition of the roasting process

4. Conclusions

From the simulation of 1-Dimension heat propagation process, one-dimensional modeling of the heat propagation of granular material in the roasting process can be formulated and the heat propagation modeled in this study was unidirectional. From the conclusions of the results of these studies, some things recommended for this study or further research are the heat intensity parameter factors still need to be verified through experiments, so the results will be free of numerical parameters, and the development of research with 2-Dimensional heat propagation modeling will be more interesting because it will add to its complexity.

Acknowledgment

The author would like to thank those who have helped in morally and materially in carrying out this research, in particular to LPPMP University of Bhayangkara Jakarta Raya (UBJ).

References

- Andrade, J.E., C.F. Avila, S.A. Hall, N. Lenoir, and G. Viggiani. 2011. Multiscale Modeling and Characterization of Granular Matter: From Grain Kinematics to Continuum Mechanics. *Journal of the Mechanics and Physics of Solids* 59, no. 2: 237–250.
- Johnson, C. 2012. *Mathematical Physics of BlackBody Radiation*.
- Kreith, F., and M. S. Bohn. 2001. *Principles of Heat Transfer*. Brooks/Cole, Pacific Grove, CA, 6th Edition.
- Lubis, N.F., R. Sari, and S. Viridi. 2018. Pemodelan Satu-Dimensi Perambatan Panas Bahan Butiran Dalam Proses Sangrai.
- Manglik, R.M. 2014. The Expanding Expression of Enhanced Heat and Mass Transfer, for “The Times They Are a-Changin’...”.” *Journal of Enhanced Heat Transfer* 21, no. 1: v–ix.
- Maulidi, I. 2005. Metode Beda Hingga Untuk Penyelesaian Persamaan Diferensial Parsial Masalah Nilai Batas Dan Masalah Nilai Awal 2, no. 1: 1–10.
- Sharma, P., and H.S. Gujral. 2011. Effect of Sand Roasting and Microwave Cooking on Antioxidant Activity of Barley. *Food Research International* 44, no. 1: 235–240.
- Tarney, J. 1989. Analisis Struktur Kovarian Pada Indeks Terkait Kesehatan Pada Lansia Di Rumah Yang Berfokus Pada Kesehatan Subjektif 58, no. 58: 99–104.
- Taylor, P., B.A. Fricke, and B.R. Becker. 2011. Evaluation of Thermophysical Property Models for Foods Evaluation of Thermophysical Property. November 2013: 37–41.
- Tubert-Brohman, I., W. Sherman, M. Repasky, and T. Beuming. 2013. Improved Docking of Polypeptides with Glide. *Journal of Chemical Information and Modeling* 53, no. 7: 1689–1699. <https://doi.org/10.1021/ci400128m>.



Plagiarism Checker X Originality Report

Similarity Found: 14%

Date: Thursday, October 13, 2022

Statistics: 488 words Plagiarized / 3401 Total words

Remarks: Low Plagiarism Detected - Your Document needs Optional Improvement.

Journal **Penelitian Ilmu Komputer, System Embedded & Logic** p-ISSN: 2303-3304, e-ISSN: 2620-3553 Vol. 8 (1): 59 – 66 (March 2020) PIKSEL status is accredited by the Directorate General of Research Strengthening and Development No. 28/E/KPT/2019 with Indonesian Scientific Index (SINTA) journal-level of S5, starting from Volume 6 (1) 2018 to Volume 10 (1) 2022. 59 The Simulation of Heat Propagation Rate in Smart Roasting Process Using Finite Difference Method Rafika Sari^{1, *}, Nuraina Fika Lubis², Aida Fitriyani¹, Mayadi¹ **1 Informatics Engineering** Department; Universitas Bhayangkara Jakarta Raya; Jl.Raya Perjuangan Margamulya Bekasi Utara 17121; e-mail: rafika.sari@dsn.ubharajaya.ac.id; e-mail: aida.fitriyani@dsn.ubharajaya.ac.id; e-mail: mayadi@dsn.ubharajaya.ac.id **2 Physics Master Program; Institut Teknologi Bandung; Jl. Ganesha No.10 Bandung 40132; e-mail: nurainafikalubis@gmail.com** * Correspondence: e-mail: rafika.sari@dsn.ubharajaya.ac.id Received: 20 January 2020; Revised: 3 February 2020; Accepted: 17 February 2020; Available online: 20 March 2020 Abstract In the industrial 4.0

era, there have been many developments in daily equipment that have been transformed into more sophisticated tools both in terms of how they are used, the efficiency of their work and the quality of the results obtained due to the digitization process that is easily accessed by many people. Therefore, As the early step, the paper discusses the computational modeling in the automatic cooking methods, namely the smart roaster system. The cooking method in the form of granules by using a roasting process, which generally utilizes heated sand, is interesting to learn since there are two mechanisms of heat propagation from the pan to the food object, namely the mechanism of heat propagation by conduction and radiation, but **in this study, the** heat propagation due to temporary convection was ignored. The first mechanism is accommodated by Fourier's Law, while the second is by Stefan-Boltzmann's Law.



UNIVERSITAS BHAYANGKARA JAKARTA RAYA
FAKULTAS ILMU KOMPUTER

Kampus I: Jl. Harsono RM No. 67, Ragunan, Pasar Minggu, Jakarta Selatan 12550

Telepon: (021) 27808121 – 27808882

Kampus II: Jl. Raya Perjuangan, Marga Mulya, Bekasi Utara, Jawa Barat, 17142

Telepon: (021) 88955882, Fax.: (021) 88955871

Web: fasilkom.ubharajaya.ac.id, E-mail: fasilkom@ubharajaya.ac.id

SURAT TUGAS

Nomor: ST/026/III/2020/B-FASILKOM-UBJ

1. Dasar: Kalender Akademik Ubhara Jaya Tahun Akademik 2020/2021.
2. Dalam rangka mewujudkan Tri Dharma Perguruan Tinggi untuk Dosen di Universitas Bhayangkara Jakarta Raya maka dihimbau untuk melakukan penelitian.
3. Sehubungan dengan hal tersebut di atas, maka Dekan Fakultas Ilmu Komputer Universitas Bhayangkara Jakarta Raya menugaskan:

NO.	NAMA	NIDN	JABATAN	KETERANGAN
1.	Rafika Sari, S.Si., M.Si.	0329098902	Dosen Tetap Prodi Informatika	Sebagai Penulis Pertama
2.	Aida Fitriyani, S.Kom., M.M.S.I.	0302078508	Dosen Tetap Prodi Informatika	Sebagai Penulis Kedua
3.	Mayadi, S.Kom., M.Kom.	0408087802	Dosen Tetap Prodi Informatika	Sebagai Penulis Keempat

Membuat Artikel Ilmiah dengan judul ***"The Simulation of Heat Propagation Rate in Smart Roasting Process Using Finite Difference Method"*** pada media Jurnal Penelitian Ilmu Komputer, *System Embedded & Logic*, Vol. 8, No. 1, Maret 2020, Hal. 59-66, p-ISSN: 2303-3304, e-ISSN: 2620-3553.

4. Demikian penugasan ini agar dapat dilaksanakan dengan penuh rasa tanggung jawab.

Bekasi, 04 Maret 2020
DEKAN FAKULTAS ILMU KOMPUTER



Herlawati, S.Si., M.M., M.Kom.
NIP. 2001452

**LEMBAR
HASIL PENILAIAN SEJAWAT SEBIDANG ATAU PEER REVIEW
KARYA ILMIAH : JURNAL ILMIAH**

Judul Artikel Ilmiah : The Simulation of Heat Propagation Ratein SmartRoasting Process Using Finite Difference Method
 Jumlah Penulis : 4
 Status Pengusul : Penulis keempat
 Identitas Jurnal Ilmiah : a. Nama Jurnal : Jurnal Penelitian Ilmu Komputer Sistem Embedded dan Logic (PIKSEL) terakreditasi Sinta 5 (S5)
 b. Nomor ISSN : p-ISSN: 2303-3304,e-ISSN: 2620-3553
 c. Vol. No. Bln. Thn : Vol. 8(1) (March2020)
 https://jurnal.unismabekasi.ac.id/index.php/piksel/article/view/2020/1649
 https://doi.org/10.33558/piksel.v8i1.2020
 d. Penerbit : LPPM Unisma 45 Bekasi
 e. Jumlah Halaman : 18 halaman (59–66)

Kategori Publikasi Jurnal Ilmiah (beri \checkmark pada kategori yang tepat) :

- Jurnal Ilmiah Internasional Berputasi
- Jurnal Ilmiah Internasional
- Jurnal Ilmiah Nasional Terakreditasi
- Jurnal Ilmiah Nasional Tidak Terakreditasi
- Jurnal Ilmiah Terindex di DOAJ/lainnya

I. Hasil Penilaian Validasi :

No	Aspek	Uraian/Komentar Penilaian
1	Indikasi Plagiasi	Tidak ada Indikasi Plagiat
2	Linieritas	Sesuai dengan bidang ilmu Penulis

II. Hasil Penilaian Peer Review:

Komponen Yang Dinilai	Nilai Maksimal Jurnal Ilmiah (isi kolom yang sesuai)					Nilai Akhir Yang Diperoleh
	Internasional Bereputasi	Internasional	Nasional Terakreditasi	Nasional Tidak Terakreditasi	Nasional Terindex DOAJ dll.	
Kelengkapan dan kesesuaian unsur isi jurnal (10%)			1,5			1,4
Ruang lingkup dan kedalaman pembahasan (30%)			4,5			4,4
Kecukupan dan kemutakhiran data/informasi dan metodologi (30%)			4,5			4,2
Kelengkapan unsur dan kualitas Penerbit (30%)			4,5			4,3
Total = (100%)			15			14,3
Kontribusi pengusul: Penulis kedua dari tujuh penulis = $(14,3 \times 40\%) / 3 = 11,72 / 3 = 3,9$						3,9
Komentar/ Ulasan Peer Review :						

Kelengkapan kesesuaian unsur	lengkap dan sistematisa Penulisan memenuhi standart jurnal
Ruang lingkup dan kedalaman pembahasan	Ruang lingkup dan pembahasan mendalam, jelas dan mudah dipahami
Kecukupan dan kemutakhiran data/informasi dan metodologi	Mutakhir Saat diterbitkan
Kelengkapan unsur dan kualitas Penerbit	Unsur penerbit lengkap dan termasuk penerbit yang baik

Penilai I



NIDN : 0429118007
 Unit kerja : Program Studi Informatika Fakultas Ilmu Komputer Universitas Bhayangkara Jakarta Raya
 Bidang Ilmu : Informatika
 Jabatan Akademik (KUM) : Lektor (200)
 Pendidikan Terakhir : S2 - Informatika

LEMBAR
HASIL PENILAIAN SEJAWAT SEBIDANG ATAU PEER REVIEW
KARYA ILMIAH : JURNAL ILMIAH

Judul Artikel Ilmiah : The Simulation of Heat Propagation Ratein Smart Roasting Process Using Finite Difference Method
 Jumlah Penulis : 4
 Status Pengusul : Penulis keempat
 Identitas Jurnal Ilmiah : a. Nama Jurnal : Jurnal Penelitian Ilmu Komputer Sistem Embedded dan Logic (PIKSEL) terakreditasi Sinta 5 (S5)
 b. Nomor ISSN : p-ISSN: 2303-3304,e-ISSN: 2620-3553
 c. Vol. No. Bln. Thn : Vol. 8(1) (March2020)
 https://jurnal.unismabekasi.ac.id/index.php/piksel/article/view/2020/1649
 https://doi.org/10.33558/piksel.v8i1.2020
 d. Penerbit : LPPM Unisma 45 Bekasi
 e. Jumlah Halaman : 18 halaman (59–66)

Kategori Publikasi Jurnal Ilmiah (beri \checkmark pada kategori yang tepat) :

- Jurnal Ilmiah Internasional Berputasi
- Jurnal Ilmiah Internasional
- Jurnal Ilmiah Nasional Terakreditasi
- Jurnal Ilmiah Nasional Tidak Terakreditasi
- Jurnal Ilmiah Terindex di DOAJ/lainnya

I. Hasil Penilaian Validasi :

No	Aspek	Uraian/Komentar Penilaian
1	Indikasi Plagiasi	Tidak terdapat Indikasi plagiat.
2	Linieritas	Sesuai dengan bidang ilmu penulis

II. Hasil Penilaian Peer Review:

Komponen Yang Dinilai	Nilai Maksimal Jurnal Ilmiah (isi kolom yang sesuai)					Nilai Akhir Yang Diperoleh
	Internasional Bereputasi	Internasional	Nasional Terakreditasi	Nasional Tidak Terakreditasi	Nasional Terindex DOAJ dll.	
Kelengkapan dan kesesuaian unsur isi jurnal (10%)			1,5			1,5
Ruang lingkup dan kedalaman pembahasan (30%)			4,5			4
Kecukupan dan kemitakhiran data/informasi dan metodologi (30%)			4,5			3,9
Kelengkapan unsur dan kualitas Penerbit (30%)			4,5			4
Total = (100%)			15			13,4
Kontribusi pengusul: Penulis kedua dari tujuh penulis = $(13,4 \times 40\%) / 3 = 1,78$						1,78
Komentar/ Ulasan Peer Review :						

Kelengkapan kesesuaian unsur	Lengkap dan sistematis pembahasan memenuhi kriteria standar jurnal
Ruang lingkup dan kedalaman pembahasan	Ruang lingkup dan pembahasan mendalam, jelas serta mudah dipahami
Kecukupan dan kemutakhiran data/informasi dan metodologi	Mutakhir saat diterbitkan.
Kelengkapan unsur dan kualitas Penerbit	Uraian penerbit lengkap dan termasuk penerbit yang baik.

Penilai II



NIDN : 0317078008
 Unit kerja : Program Studi Informatika Fakultas Ilmu Komputer Universitas Bhayangkara Jakarta Raya
 Bidang Ilmu : Informatika
 Jabatan Akademik (KUM) : Lektor (200)
 Pendidikan Terakhir : S2 - Informatika