

[JPBReview] Submission Acknowledgement Eksternal Kotak Masuk x

mail.google.com/mail/u/0/#search/jpbreview%40openaccesssojs.com/WhctKkXwqkVtvbwTsLJnmVxdJTTQfxbTLcWxwzsHmvFdjGmPFZWsGSZfsKXjPLrjQwL

Tulis

Kotak Masuk 1.609

Berbintang

Ter kirim

Draf 65

Selengkapnya

Label +

Selengkapnya

3 dari 3

[JPBReview] Submission Acknowledgement Eksternal Kotak Masuk x

J JPB Review - OJS <jpbreview@openaccesssojs.com> kepada saya 31 Jan 2023, 19:00 ☆ ↶ ⋮

Inggris > Indonesia Terjemahkan pesan Nonaktifkan untuk: Inggris x

Hello,

Author has submitted the manuscript, "THE IMPACT OF SOCIAL MEDIA AND INNOVATION STRATEGY ON THE MARKETING PERFORMANCE OF SMALL AND MEDIUM SIZED ENTERPRISES (SMEs) In BEKASI CITY, INDONESIA" to International Journal of Professional Business Review.

If you have any questions, please contact me. Thank you for considering this journal as a venue for your work.

Editorial Team

Journal of Profess. Bus. Review

<http://openaccesssojs.com/index.php/JPBReview/index>

Balas Teruskan

10:06 12/05/2023

[JPBReview] Editor Decision Eksternal Kotak Masuk x

mail.google.com/mail/u/0/#search/jpbreview%40openaccesssojs.com/WhctKkXwqkVfvtzkgBHhbWbXpgRcsVBbnDvGczqWVZNvdFMgjKkVHdRHZSnITmGhtGQB

Tulis

Kotak Masuk 1.611

Berbintang

Ter kirim

Draf 65

Selengkapnya

Label +

Selengkapnya

2 dari 3

[JPBReview] Editor Decision Eksternal Kotak Masuk x

J JPB Review - OJS <jpbreview@openaccesssojs.com> kepada saya Rab, 22 Mar, 01:28 ☆ ↶ ⋮

Inggris > Indonesia Terjemahkan pesan Nonaktifkan untuk: Inggris x

Widi Winarso:

We have reached a decision regarding your submission to International Journal of Professional Business Review, "THE IMPACT OF SOCIAL MEDIA AND INNOVATION STRATEGY ON THE MARKETING PERFORMANCE OF SMALL AND MEDIUM SIZED ENTERPRISES (SMEs) In BEKASI CITY, INDONESIA".

Our decision is: Revisions Required.

Article 1688

Please cite at least 2 papers published in our journal. International Journal of Professional Business Review - <https://openaccesssojs.com/JPBReview> (journals belonging to Open Access)

Article Structure

You must follow this structure:

10:23 12/05/2023

[JPBReview] Editor Decision - wid x View of The Impact of Social Me x +

mail.google.com/mail/u/0/#search/jpbreview%40openaccessojs.com/WhctKKXwrkfqVfvjtzkgBHhbWbXpgRcsVBbnDvGczqWVZNdFMgjjKKVHdHrHZSnTmGhtGQB

Gmail jpbreview@openaccessojs.com

Tulis

Mail 99+

Kotak Masuk 1.611

Berbintang

Terkirim

Draf 65

Selengkapnya

Label +

Selengkapnya

INTRODUCTION

Background

Justification, addressing practical and theoretical contribution

Objective of the work or research problem

The text of the introduction should be continuous, without being divided into sub-titles

It is recommended that the introduction not have figures or tables. insert in the literature review.

LITERATURE REVIEW

Required or Not Required Item

MATERIALS AND METHODS or METHODOLOGY

RESULTS AND DISCUSSION

10:24 12/05/2023

[JPBReview] Editor Decision - wid x View of The Impact of Social Me x +

mail.google.com/mail/u/0/#search/jpbreview%40openaccessojs.com/WhctKKXwrkfqVfvjtzkgBHhbWbXpgRcsVBbnDvGczqWVZNdFMgjjKKVHdHrHZSnTmGhtGQB

Gmail jpbreview@openaccessojs.com

Tulis

Mail 99+

Kotak Masuk 1.611

Berbintang

Terkirim

Draf 65

Selengkapnya

Label +

Selengkapnya

RESULTS AND DISCUSSION

CONCLUSION

In the conclusion write go back to the question, the research objective and answer it, and write about the limitations of the research and suggestions for future work.

The conclusion text should be continuous, not divided into sub-titles

REFERENCES

Journal of Profess. Bus. Review

<http://openaccessojs.com/index.php/JBRReview/index>

Balas Teruskan

10:24 12/05/2023

Acceptance Letter

We are pleased to announce that, after review by our Editorial Board, the paper " **THE IMPACT OF SOCIAL MEDIA AND INNOVATION STRATEGY ON THE MARKETING PERFORMANCE OF SMALL AND MEDIUM SIZED ENTERPRISES (SMEs) In BEKASI CITY, INDONESIA**" written by " **Widi WinarsoA, Jhonni SinagaB*, Faroman SyariefC, ,Dhian Tyas UntariD, SupardiE, MulyadiF**", has been accepted for publication in the International Journal of Professional Business Review (e-ISSN: 2525-3654). After publication, your article will be available on our website (<https://openaccessojs.com/JPBReview/index>).

As the expression of the truth, we sign this declaration.

Deerfield Beach, Florida, United States of America, April 19, 2023.

Editorial Team
OPEN ACCESS PUBLICATIONS LLC.

OPEN ACCESS PUBLICATIONS LLC.

Number of the company L22000259354

1191 E Newport Center Dr. #103


Deerfield Beach, FL 33442 - Florida

United States of America

THE IMPACT OF SOCIAL MEDIA AND INNOVATION STRATEGY ON THE MARKETING PERFORMANCE OF SMALL AND MEDIUM SIZED ENTERPRISES (SMEs) In BEKASI CITY, INDONESIA

Widi Winarso^A, Jhonni Sinaga^B, Faroman Syarief^C, Dhian Tyas Untari^D, Supardi^E, Mulyadi^F



ARTICLE INFO	ABSTRACT
<p>Article history:</p> <p>Received 31 January 2023</p> <p>Accepted 28 April 2023</p>	<p>Purpose: The aim of this study is to see how social media and new product development affect the marketing efficiency of micro, small and medium enterprises in the Bekasi area. Indonesia.</p>
<p>Keywords:</p> <p>Social Media; Innovation Strategy; Marketing Performance.</p>	<p>Theoretical Structure: This research was conducted using incidental sampling technique with a total sample of 100 respondents. Questionnaires are used as a data collection method to find out how much social media and product innovation affect the marketing performance of MSMEs in the city of Bekasi, Indonesia.</p>
	<p>Methodology: The research method used is quantitative method, while the analysis used in this research is descriptive analysis with multiple linear regression models.</p>
	<p>Results: The findings show that (1) the use of social media has a positive and significant impact on the performance of SME businesses, (2) innovation has a positive and significant impact on the performance of MSMEs.</p>
	<p>Findings: limited use of social media and limited innovation.</p>
	<p>Research, Practical & Social Implications: Studies on maximizing social media and innovation strategies play a very large role in the marketing performance of MSMEs in the city of Bekasi, Indonesia. This research is expected to motivate MSMEs in other cities to continue to utilize social media and innovation strategies.</p>
	<p>Originality/Value: Research on the model of the influence of variables both from outside the company environment and from within the company simultaneously in the city of Bekasi Indonesia has never been done before by other researchers.</p>
	<p>Doi: https://doi.org/10.26668/businessreview/2023.v8i5.1688</p>

^A Assistant Professor Faculty of Economics and Business, Bhayangkara Jakarta Raya University, Jakarta, Indonesia. E-mail: widi.winarso@dsn.ubharajaya.ac.id Orcid: <https://orcid.org/0000-0002-6907-1902>

^B Assistant Professor Faculty of Economics and Business, Bhayangkara Jakarta Raya University, Jakarta, Indonesia. E-mail: jhonni.sinaga@dsn.ubharajaya.ac.id Orcid: <https://orcid.org/0000-0002-9620-8337>

^C Assistant Professor Faculty of Economics and Business, Bhayangkara Jakarta Raya University, Jakarta, Indonesia. E-mail: faroman.syarief@dsn.ubharajaya.ac.id Orcid: <https://orcid.org/0000-0002-6141-7892>

^D Assistant Professor Faculty of Economics and Business, Bhayangkara Jakarta Raya University, Jakarta, Indonesia. E-mail: tyas_un@yahoo.co.id Orcid: <https://orcid.org/0000-0002-6797-4710>

^E Assistant Professor Faculty of Economics and Business, Bhayangkara Jakarta Raya University, Jakarta, Indonesia. E-mail: supardi.tahir@gmail.com Orcid: <https://orcid.org/0000-0002-4873-1414>

^F Assistant Professor Faculty of Economics and Business, Bhayangkara Jakarta Raya University, Jakarta, Indonesia. E-mail: mulyadi.fe@dsn.ubharajaya.ac.id Orcid: <https://orcid.org/0009-0002-8028-0526>

O IMPACTO DOS MEIOS DE COMUNICAÇÃO SOCIAL E DA ESTRATÉGIA DE INOVAÇÃO NO DESEMPENHO DE MARKETING DAS PEQUENAS E MÉDIAS EMPRESAS (PME) NA CIDADE DE BEKASI, INDONÉSIA

RESUMO

Objectivo: O objectivo deste estudo é verificar de que forma as redes sociais e o desenvolvimento de novos produtos afectam a eficiência de marketing das micro, pequenas e médias empresas na área de Bekasi. Indonésia.

Estrutura teórica: Esta investigação foi realizada utilizando a técnica de amostragem incidental com uma amostra total de 100 inquiridos. Os questionários são utilizados como método de recolha de dados para descobrir em que medida as redes sociais e a inovação de produtos afectam o desempenho de marketing das MPME na cidade de Bekasi, na Indonésia.

Metodologia: O método de investigação utilizado é o método quantitativo, enquanto a análise utilizada nesta investigação é a análise descritiva com modelos de regressão linear múltipla.

Resultados: Os resultados mostram que (1) a utilização das redes sociais tem um impacto positivo e significativo no desempenho das PME, (2) a inovação tem um impacto positivo e significativo no desempenho das MPME.

Conclusões: Utilização limitada dos media sociais e inovação limitada.

Implicações para a investigação, práticas e sociais: Os estudos sobre a maximização dos media sociais e as estratégias de inovação desempenham um papel muito importante no desempenho de marketing das MPME na cidade de Bekasi, na Indonésia. Espera-se que esta investigação motive as MPMEs de outras cidades a continuar a utilizar os media sociais e as estratégias de inovação.

Originalidade/valor: A investigação sobre o modelo de influência de variáveis externas ao ambiente da empresa e internas à empresa, em simultâneo, na cidade de Bekasi, Indonésia, nunca foi efectuada antes por outros investigadores.

Palavras-chave: Redes Sociais, Estratégia de Inovação, Desempenho de Marketing.

EL IMPACTO DE LOS MEDIOS SOCIALES Y LA ESTRATEGIA DE INNOVACIÓN EN EL RENDIMIENTO DE MARKETING DE LAS PEQUEÑAS Y MEDIANAS EMPRESAS (PYME) EN LA CIUDAD DE BEKASI, INDONESIA

RESUMEN

Propósito: El objetivo de este estudio es ver cómo los medios sociales y el desarrollo de nuevos productos afectan a la eficacia de marketing de las micro, pequeñas y medianas empresas en la zona de Bekasi. Indonesia.

Estructura teórica: Esta investigación se llevó a cabo utilizando la técnica de muestreo incidental con una muestra total de 100 encuestados. Se utilizan cuestionarios como método de recogida de datos para averiguar en qué medida los medios sociales y la innovación de los productos afectan a la eficacia del marketing de las micro, pequeñas y medianas empresas de la ciudad de Bekasi, Indonesia.

Metodología: El método de investigación utilizado es el método cuantitativo, mientras que el análisis utilizado en esta investigación es el análisis descriptivo con modelos de regresión lineal múltiple.

Resultados: Los resultados muestran que (1) el uso de los medios sociales tiene un impacto positivo y significativo en el rendimiento de las empresas PYME, (2) la innovación tiene un impacto positivo y significativo en el rendimiento de las MIPYME.

Conclusiones: Uso limitado de los medios sociales e innovación limitada.

Implicaciones sociales, prácticas y de investigación: Los estudios sobre la maximización de los medios sociales y las estrategias de innovación desempeñan un papel muy importante en los resultados de marketing de las MIPYME de la ciudad de Bekasi (Indonesia). Se espera que esta investigación motive a las MIPYME de otras ciudades a seguir utilizando los medios sociales y las estrategias de innovación.

Originalidad/Valor: La investigación sobre el modelo de la influencia de las variables tanto desde fuera del entorno de la empresa y desde dentro de la empresa simultáneamente en la ciudad de Bekasi Indonesia nunca se ha hecho antes por otros investigadores.

Palabras clave: Medios Sociales, Estrategia de Innovación, Resultados de Marketing.

INTRODUCTION

The amount of interest in entrepreneurship in Indonesia is increasing, as shown by the rise in the number of Micro, Small, and Medium Sized Businesses (SMEs). But with the large number of SMEs, it has not been followed by good SMEs performance. This causes SMEs in Indonesia to still be unable to compete with other ASEAN countries. Even though the government has helped prepare a financing formula for the Small and Medium Enterprises sector with loan interest rates ranging from 12% - to 15% or lower than the people's business loan interest rate which reached 21% and by providing easy permits in establishing Micro, Small and Medium Enterprises (SMEs). As per Bank Indonesia's director of the SMEs development division (BI), According to Yunita Official Sari (2018), SMEs make up 99.9% of all business units, or 57.89% of all units, and they significantly contribute to employment (96.9%), GDP (57.56%), and exports (15.68%), as well as employment and GDP.

The potential of information technology is one that can be used. The advancement of information technology has allowed people to stop worrying about time, place, and distance limitations. The internet was made possible by information technology, and it has many advantages that help SMEs sell their products more effectively. Also, the internet has the advantage of expanding SMEs' opportunities for business collaboration. One of the internet's rapidly evolving tools that can help with SME marketing is social media. People may connect easily and rapidly thanks to social media.

Twitter, Facebook, MySpace, YouTube, Instagram, Path, WhatsApp, Line, and other examples of developing social media. It is vital to perform an observational study due to the significance of knowledge on the advantages of social media for SMEs and how to use them. Innovation encompasses more than just innovation. Here, innovation refers to a creative process that produces novel items and substances that are helpful to humanity, go beyond simple innovations, and last for a long time. Innovation goes beyond just having a good concept. So, innovation combines vision to develop a sound idea with tenacity and commitment to uphold the idea through implementation.

LITERATURE REVIEW

Social Media

When understood linguistically, Sociable media is a tool or method of intercommunal communication. "Social networks" is another name for social media, which refers to online interactions and networks. As a result, blogs, social networks, wikis, forums, and other online

spaces where people may readily engage, exchange, and produce material are referred to as social media by Wikipedia (Hoga Saragih, n.d.).

Widyaningrum (2016) defines social media as a collection of web-based programs that support the development and exchange of easily generalizable content in addition to being founded on the principles of Web 2.0. Online media that encourages social engagement can be summed up as social media. Web-based technology has been employed in social media to transform communication into interactive discussion. This is fantastic news for business growth because it can be applied to SMEs that are still expanding with relatively minor capital scale issues in order to cut promotional expenditures by employing social media. Companies can use marketing strategy as a tool to combat fierce business competition. Profit is the primary objective of a business and can serve as a barometer for whether that business is successful in reaching its objectives. Also, the effectiveness and efficiency with which the corporation conducts its business are crucial. The subject of efficiency concerns a marketing plan that is implemented with the proper calculations and considerations to prevent cost wasting in operations as well as in the promotion and advertising charges. The efficacy in question is the choice of the appropriate marketing strategy and by the market that the firm serves in order to meet the goals specified.

The potential of information technology is one that can be used. The advancement of information technology has allowed people to stop worrying about time, place, and distance limitations. The internet was made possible by information technology, and it has many advantages that help SMEs sell their products more effectively. Also, the internet has the advantage of expanding SMEs' opportunities for business collaboration. One of the internet technologies that is growing swiftly and can help with SME marketing is social media. Social media may rapidly and for free connect a large number of people.

In a journal written by (Ekasari, 2014), the indicators used in this study are:

1. Relationship, build personal relationships with consumers.
2. Communication, the intensity of interaction between producers and consumers.
3. Ease of access to information, how advertisements can convey information that attracts consumers' attention.

Innovation

According to (Entrepreneurship, n.d.) Innovation has a broader meaning than invention. Innovation is a creative process that creates new objects and substances that are useful for

humans, but are broader than just inventions and have a long period. According to (Sri Wahyuni¹, Ari Pradhanawati², 2007) argues that innovation is a process that transforms opportunities into products. Innovation goes beyond just having a good concept. So, innovation combines vision to develop a sound idea with tenacity and commitment to uphold the idea through implementation.

Another quality that every entrepreneur or businessperson needs to have is innovation. An entrepreneur who can demonstrate his ability to invent new products in order to expand his business is considered inventive. An innovative businessperson can be identified by his capacity to put any original idea into practice. This demonstrates that applying original concepts to create opportunities is what is meant by innovation. Because of the support of innovative capabilities consisting of ideas, new goods, and others, good innovation will aid management in attaining improved performance so that business continuity and sustainability will also continue to run according to company goals. According to (Septian Wahyudi, 2019), there are three different types of innovation: product innovation, which entails generating revenue, process innovation, which offers a way to preserve and improve quality while reducing costs, and market innovation, which broadens the target market mix and selects the best market to take into account. served by the business.

Innovation Dimension

1. Product innovation:
 - a. product variety
 - b. product form variations
 - c. Product size/weight/packaging variations
 - d. product price variations
2. Market innovation:
 - a. new store addition
 - b. market segment expansion

Marketing Performance

Ferdinand (2000, p.23) explain that a factor used to gauge the effectiveness of the company's strategy is marketing performance. The company's strategy is constantly focused on generating strong marketing and financial results.. Pelham (1997) said in his research, he proposed that there was a strong correlation between market orientation and business

performance, sales growth, and profit growth. Three marketing performance metrics were relative profit growth, firm effectiveness, and sales growth.

According to Song and Parry (1997:3), the marketing performance variable is made up of three indicators, namely sales growth, customer growth, and sales volume. A company's whole marketing process activities are measured by its marketing performance. Therefore, it is possible to think of marketing performance as a concept for gauging the potential of a company's product to perform well on the market.

Research Methodology

This study employs a quantitative methodology. The focus of research that takes a quantitative approach is on the statistical processing of numerical data or numbers (Azwar, 2011). This study is a part of the quantitative research using the SPSS for Windows program. The impact and impact of the variables under consideration will be explained by this study. Because the data will be utilized to examine the relationship between variables expressed in numbers, a quantitative method is applied..

By performing observations and surveys with relevant parties, the research gathers as much information and data as possible using the quantitative approach in this method. Survey research is typically restricted to studies where data is gathered from a representative sample of the population. After processing the data and information that has been collected, the researcher makes conclusions and recommendations. The purpose of this study is to ascertain the relationship between the variables under consideration, specifically the impact of social media use and innovation on marketing performance.

Solutions and Discussion

Respondents in this study were culinary SMEs in South Bekasi District by taking data as many as 100 business actors who became the population in the study. Data was obtained by giving questionnaires to SMEs actors to get answers according to the views of each business owner.

Table 2.1. Respondent Identification Table Based on Social Media Used

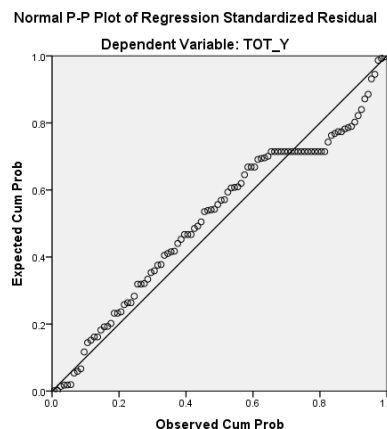
Social Media	Total	Presents
Instagram	82	82%
WhatsApp	10	10%
Blog	5	5%
Tik Tok	3	3%
Total	100	100%

Source: Primary Data (Data Processed by Author From Questionnaire), 2021

According to the images and tables above, Whatsapp and Instagram are the most popular and often used social media platforms, with 82 (82%) and 10 (10%) users, respectively.

Test of Normality

To verify whether the frequency distribution of scores on each variable was normally distributed or not, the normality test was run. The normal probability plot can be used to determine if the data is normally distributed or whether it cannot be calculated using a trustworthy approach. It can be said that the data adheres to the common assumptions if it spreads and forms a straight line.



Picture Source: SPSS Data Processing Version 26, 2021, P-Plot Normality Test

The data distributed around the diagonal line in the normality tester shown in the findings of Figure above, indicating that the regression model satisfies the requirement for normality. It can be said that the normalcy assumption was satisfied by the investigated data.

To ascertain if the sample from the population is regularly distributed or not, a normality test is utilized. By examining the significant value of Kolmogorov Smirnov, the normalcy test was applied to gauge the size of the lilies. The following are the test requirements:

1. The data is regularly distributed if the value is significant (Asym sig 2 tailed > 0.05).

2. If the value is non-normally distributed (Asym Sig 2 tailed 0.05), the value is significant..

To determine if the sample from the distributed population is normal or not, the full results are shown in Table 4.1 as follows:

Table 4.1. Test of Normality

One-Sample Kolmogorov-Smirnov Test		Unstandardized Residual
N		100
Normal Parameters ^b	Mean	.0000000
	Std. Deviation	3.21456613
Most Extreme Differences	Absolute	.066
	Positive	.058
	Negative	-.066
Test Statistic		.066
Asymp. Sig. (2-tailed)		.200 ^{c,d}
a. Test distribution is Normal.		
b. Calculated from data.		
c. Lilliefors Significance Correction.		
d. This is a lower bound of the true significance.		

Source: Prepared by the authors (2022)

Based on the results of the Kolmogorov-Smirnov test, it can be seen that the residual data Asym. Sig. (2-tailed) of 0.200, because the sign for the variable is greater than 0.05, it can be concluded that the data population is normally distributed for Social Media Use Variables (X1), Innovation (X2), and Marketing Performance (Y) that have been tested using SPSS Version 26.

Multicollinearity Test

If a link between the independent variables has been found by the regression model, it will have passed the multicollinearity test. The multiple regression equation is also considered to be outstanding if there is neither a correlation nor multicollinearity between the independent variables.

To determine if a model is multicollinear, the Tolerance and Variance Inflation Factor (VIF) values are utilized. If the tolerance value is higher than 0.10 and the VIF is lower than 10, the model is not multicollinear. It is seen below.

Table 4.2. Multicollinearity

Independent Variable	Calculation		Information
	Tolerance	VIEW	
Use of Social Media	0,195	5.119	No Multicollinearity
Innovation strategy	0,195	5.199	No Multicollinearity

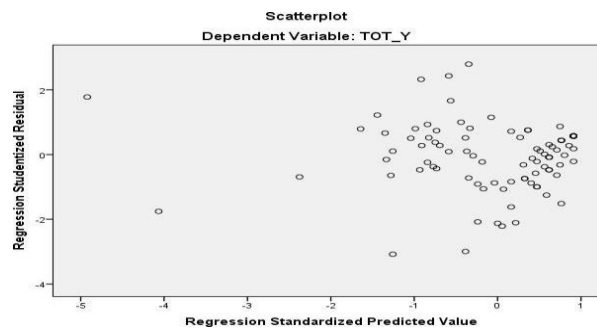
Source: Prepared by the authors (2022)

As can be seen in the table, no independent variable with a tolerance value of higher than 0.10 is included. In the meantime, the results of the independent variable's computation of the Variance Inflation Factor (VIF) with a VIF value of less than 10 are shown. The use of social media (X1) and innovation (X2) is 0.195 and the VIF value is 5,119 based on the calculation results of the Tolerance and VIF values acquired by each variable, respectively. The test results indicate that the multiple regression model does not exhibit multicollinearity.

Test for Heteroscedasticity

The results of the Heteroscedasticity Test performed with SPSS version 26 are listed below.

Image of Heteroscedasticity Test



Source: Prepared by the authors (2022)

The dots are scattered randomly without forming a pattern, as shown in the above figure, and they are evenly spaced above and below the number 0 on the Y-axis. This indicates that the multiple regression model does not have heteroscedasticity. In order to make it possible to anticipate consumer satisfaction using this regression model based on the factors that affect it, especially the usage of social media and innovation.

Analysis of multiple linear regression

The goal of linear regression analysis is to determine how one variable affects another. The dependent or dependent variable is the one that is impacted, whereas the independent or independent variable is the one that is affected. The following outcomes were attained based on the calculation of multiple linear regression analysis performed through statistical tests using the SPSS program:

Table 4.3. for Multiple Linear Regression Analyses

Variable	Unstandardized Coefficients
(Constant)	2,256
<i>Penggunaan Media Sosial</i>	0,244
<i>Inovasi</i>	0,663

Source: Prepared by the authors (2022)

Based on the results of the multiple linear regression processing shown in the table above, the following multiple linear regression equation is created:

$$Y = 2.256 + 0.244 X1 + 0.663 X2$$

The following explanation of each variable's coefficient is based on the regression equation above:

1. If the independent variable in the model is assumed to be equal to zero, then the Marketing Performance in this regression model will be equal to 2.256.
2. The Variable of Social Media Use (X1)
Social media use (X1) has a regression coefficient of 0.244. This means that for every increase in capital of 1, marketing performance will increase by 0.244. assuming there is no innovation.
3. Innovation Regression Coefficient (X2) The innovation regression coefficient (X2) has a value of 0.663. This means that for every increase in innovation of 1, marketing performance will increase by 0.663. assuming there is no usage of social media.

TESTING HYPOTHESES

T Uji test

This test demonstrates the extent to which one independent variable alone (partial) may explain a change in the dependent variable. Each independent variable that was employed in

this study was partially tested using a test with a threshold of 0.05. The following serves as the basis for decision-making:

1. Using probability values to inform decisions
 - a. Ho is rejected if significance is less than 0.05, but Ha is accepted.
 - b. If the significance level exceeds 0.05, Ho is accepted and Ha is denied.
2. The t-count number serves as the basis for decision-making.
 - a. If t count exceeds t table, Ho is disregarded.
 - b. If Ha is acceptable, then t count t table.

With the SPSS application, the examiner is completed by processing the data. The following table shows the findings of the t-test (partial test):

Table 4.4. Table of T-Test Results

Coefficients					
Model	Unstandardized Coefficients		Standardized Coefficients	T	Sig.
	B	Std. Error	Beta		
(Constant)	2.256	1.867		1.208	.230
Social Media Used	.244	.112	.247	2.183	.031
Inovation Strategy	.663	.117	.643	5.688	.000

a. Dependent Variable marketing performance

Source: Prepared by the authors (2022)

The Social Media Usage variable (X1) has a t-count value of 2.183 > 1.660 (t table) with sig. 0.031 < 0.05, meaning the significance value is less than 0.05, as can be seen from the results of the table above. The use of social media (X1) has a substantial impact on marketing performance, so, either Ho is turned down or Ha is approved (Y).

Then for the Innovation variable (X2), the t-count is 5,688 > 1,660 (t table) with sig. 0.000 < 0.05 or a smaller significance value of 0.05. Hence, either Ho is rejected or Ha is approved, indicating that Innovation (X2) has a substantial impact on Marketing Performance (Y).

Test of Annova (F Test)

This test illustrates the extent to which one independent variable's individual (partial) impact on explaining a change in the dependent variable is used to examine the impact of each

independent variable employed in this study. the following decision-making process is based on a t-test with a significance level of 5%:

1. Using probability values to inform decisions
 - a. If the difference is less than 0.05, Ho is rejected and Ha is approved.
 - b. If the significance level exceeds 0.05, Ho is accepted and Ha is denied.
2. Making decisions based regarding the F-count value
 - a. Ho is disregarded if F Count exceeds F Table.
 - b. Ha is recognized when F Count F Table.

The SPSS application is used to process data for testing. These are the outcomes of the F test (simultaneous test):

Table 4.5. Table of F Test

ANOVA						
Model		Sum of Squares	df	Mean Square	F	Sig.
1	Rregression	2024.480	2	1012.240	152.021	.000 ^b
	Rresidual	645.880	97	6.659		
	Ttotal	2670.360	99			
a. Dependent Variable: Marketing Performance Y						
b. Predictors: (Constant), Innovation Strategy X2, Used Media X1						

Source: Prepared by the authors (2022)

According to the results of the table above, the computed F is $152.021 > 3.09$ (F table) with a significant value of Sig. 0.000 0.05 or less than 0.05. The simultaneous use of social media (X1) and innovation (X2) has a major impact on marketing performance, Thus, Ha is approved and Ho is refused (Y).

4.1.1 Coefficient of Determination Test (R2)

The adjusted coefficient of determination (R2) essentially measures the model's precision between 0 and 1. The potential of the dependent variables is significantly hampered if the Adjusted R2 score is poor. The independent variables almost totally satisfy the requirements for forecasting the fluctuation of the dependent variable if the value is close to 1.

Table 4.6. Table of Coefficient of Determination Test (R2)

Model Summary				
model	R	R SSquare	Adjusted R Square	Std. Error of the Estimate

1	.871 ^a	.758	.753	2.580
a. Predictors: (Constant), Inovation Strategy X2, Social Media Used X1				
b. Dependent Variable: Marketing Performance				

Source: Prepared by the authors (2022)

Adapted R Square's value (R²) is 0.753 or 75.3%, as can be seen from the table above. This indicates that the independent variable, which is the use of social media and innovation, may account for 75.3% of the dependent variable. While the remaining 24.7% can be accounted for by factors other than social media use and innovation.

CONCLUSION

It is possible to draw the following conclusion from the outcomes of the discussion analysis carried out using multiple linear regression:

1. The effectiveness of marketing is significantly and partially impacted by social media use. This demonstrates how social media usage can enhance SME marketing performance. So, it is envisaged that SMEs will be able to benefit from using social media for business purposes.
2. Marketing Performance is significantly and partially impacted by innovation. This demonstrates how innovation can enhance the growth and understanding of SME Marketing Performance.
3. The marketing effectiveness of SMEs in Bekasi City is positively and significantly impacted by the usage of social media and innovation at the same time..

REFERENCES

- Azwar, S. (2011). *Metode Penelitian*. Yogyakarta: Pustaka Belajar.
- Bahri. (2018). *Metodologi Penelitian Bisnis*.
- Carr, C. T., & Hayes, R. A. (2015). *Social Media: Defining, Developing, and Divining*.
- Cooper, J. R. (1998). A Multidimensional Approach To The Adoption Of Innovation. *Management Decision*. <https://www.emerald.com/insight/content/doi/10.1108/00251749810232565/full/html>
- Depkop. (2018). Perkembangan Data Usaha Mikro , Kecil , Menengah Dan Usaha Besar. *Www.Depkop.Go.Id*.
- Ekasari, N. (2014). Pengaruh Promosi Berbasis Sosial Media Terhadap Keputusan Pembelian

Produk Jasa Pembiayaan Kendaraan Pada PT. BFI Finance Jambi. Jurnal Penelitian Universitas Jambi: Seri Humaniora, 43450. *Journal of Chemical Information and Modeling*.

Erdoğan, İ. E., & Çiçek, M. (2012). *The Impact of Social Media Marketing on Brand Loyalty*.

Ghozali. (2016). *Aplikasi Analisis Multivariate* (Edisi 8, Hal. 5).

Hoga Saragih, R. R. (n.d.). *Pengaruh Intensi Pelanggan Dalam Berbelanja Online Kembali Melalui Media Teknologi Informasi (KASKUS)*.

Kaplan, A. M., & Haenlein, M. (2010). *Users of the world united The challenges and opportunities of Social Media*.

Kewirausahaan, D. (n.d.). *Dasar-Dasar Kewirausahaan*.

Nasri, R., Aini, N., Mansah, A., Ekonomi, F., & Muhammadiyah, U. (2016). *Pendampingan Kewirausahaan Pada UKM Binaan Kopi Hallu Kedaung , Tangerang Selatan , Banten*.

Nasrullah, R. (2017). Blogger Dan Digital Word Of Mouth: Getok tular Digital Ala Blogger Digital Komunikasi Pemasaran Di Media Sosial. *Jurnal Sosioteknologi*, 16(1), 1–16. <https://doi.org/10.5614/sostek.itbj.2017.16.1.1>

S Panchanathan and Raj K, 2022, A Study on Impact of Social Media Among Students of Adolescent Age Group on Individual Performance, *International Journal of Professional Business Review*, vol 7 no 3 (2022), p.01-21, Doi: <https://doi.org/10.26668/businessreview/2022.v7i3.0505>

W Winarso et al, 2020, Competitive Advantage and Marketing Performance on SMEs:Market Orientation and Innovation of Local Product in Bekasi, Indonesian, *Test Engenering and Management*, Vol 83: March/April 2020, <http://www.testmagzine.biz/index.php/testmagzine/article/view/6969>.

W Winarso et al, 2022, [Optimization of the Ahp Method in Determining the Location of Touristdestinations on the Island of Java, Indonesia](#), *International Journal of Professional Business Review*, vol 7 no 3 (2022), p.01-07. DOI: <https://doi.org/10.26668/businessreview/2022.v7i3.440>

Yousaf et al, 2018, The Effects of e-Marketing Orientation on Strategic Business Performance: Mediating Role of e-Trust, *World Journal of Entrepreneurship, Management and Sustainable Development*, Vol. 14 No. 3, pp. 309- 320. <https://doi.org/10.1108/WJEMSD-12-2017-0109>

Zerihun et all, 2011, The Effect Of E-Marketing On The Marketing Effectiveness And Efficiency Of Medium And Large Financial Service Enterprises In Ethiopia, *International Journal Of Marketing And Management Research*, Vol 2.