

DAFTAR RIWAYAT HIDUP



Nama : Sutanti

NPM : 201510325039

Angkatan : 2015

TTL : Blora, 29 Juli 1993

No. HP : 081338118878

Email : tanty290793@gmail.com

Alamat : Dukuh Wangon Desa Plosorejo Kec. Randublatung Blora
Jawa Tengah

PTS : Universitas Bhayangkara Jakarta Raya

PENDIDIKAN FORMAL

1. 2000 - 2006 : SDN PLOSOREJO
2. 2006 - 2009 : SMPN 2 RANDUBLATUNG
3. 2009 - 2012 : SMK KATOLIK ST. LOUIS RANDUBLATUNG
4. 2015 - 2019 : Universitas Bhayangkara Jakarta Raya Jenjang S1 fakultas Ekonomi Jurusan Managemen.

Tahun	Triwulan	Total utang	Ekuitas	DER	Tahun	Triwulan	Laba bersih setelah pajak	Modal sendiri	ROE
2010	1	43255	42993	1.006094	2010	1	3014	42993	0.0701044
	2	52061	43114	1.2075196		2	6439	43114	0.1493482
	3	50645	47176	1.0735332		3	10362	47176	0.2196456
	4	54168	49310	1.0985196		4	14366	49310	0.2913405
2011	1	59476	63808	0.9321088	2011	1	5070	63808	0.0794571
	2	69122	67033	1.0311638		2	10084	67033	0.1504334
	3	79161	70681	1.1199757		3	15922	70681	0.2252656
	4	77683	75838	1.0243282		4	21077	75838	0.2779214
2012	1	81759	80802	1.0118438	2012	1	5464	80802	0.0676221
	2	90752	80729	1.1241561		2	11369	80729	0.1408292
	3	94843	83648	1.1338346		3	17198	83648	0.2055997
	4	92460	89814	1.0294609		4	22742	89814	0.2532122
2013	1	93897	93770	1.0013544	2013	1	4946	93770	0.0527461
	2	101622	95537	1.0636926		2	10129	95537	0.1060218
	3	109969	98550	1.1158701		3	15386	98550	0.1561238
	4	107806	106188	1.0152371		4	22297	106188	0.2099766
2014	1	109286	113101	0.9662691	2014	1	5710	120324	0.0474552
	2	114336	112793	1.0136799		2	11821	120187	0.0983551
	3	120930	115471	1.0472759		3	17468	120187	0.1453402
	4	115705	120324	0.961612		4	22125	120187	0.1840881
2015	1	117942	126199	0.9345716	2015	1	4808	126199	0.0380986
	2	119122	123631	0.9635286		2	9758	123631	0.0789284
	3	129149	126610	1.0200537		3	14611	126610	0.1154016
	4	118902	126533	0.9396916		4	15613	126533	0.1233907
2016	1	114991	129690	0.8866605	2016	1	3639	129690	0.0280592
	2	119557	129997	0.9196905		2	8310	129997	0.0639246
	3	118174	131803	0.8965957		3	13231	131803	0.1003847
	4	121949	139906	0.8716495		4	18302	139906	0.1308164
2017	1	133943	145864	0.9182732	2017	1	6083	145864	0.0417032
	2	141101	145516	0.9696597		2	11357	145516	0.0780464
	3	142563	148910	0.9573769		3	17421	148910	0.1169901
	4	139317	156329	0.8911782		4	23165	156329	0.1481811

normalitas

One-Sample Kolmogorov-Smirnov Test

N	32	Unstandardized Residual
Normal Parameters ^{a,b}	Mean	.00000000
	Std. Deviation	.059854707
Most Extreme Differences	Absolute Positive	.173
	Negative	-.072
Test Statistic		.173
Asymp. Sig. (2-tailed)		.016 ^c

a. Test distribution is Normal.
 b. Calculated from data.
 c. Lilliefors Significance Correction.

Juji HETEROSKEDASITAS

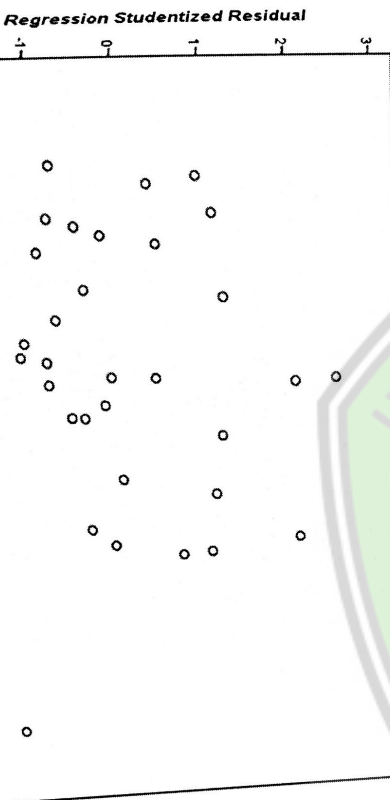
Correlations			
Spaman's mo	CR	DER	ABS_RES
	Correlation Coefficient	1,000	.045
	Sig. (2-tailed)		.164
	N	32	32
DER	Correlation Coefficient	.045	1,000
	Sig. (2-tailed)	.808	.370
	N	32	32
ABS_RES	Correlation Coefficient	-.164	.053
	Sig. (2-tailed)	.370	.772
	N	32	32
Number of Runs	14		
Z	-.898		
Asymp. Sig. (2-tailed)	.369		
a. Median			

TIDAK TERJADI HETEROSKEDASITAS

SCATTERPLOTS

Scatterplot

Dependent Variable: Y



Titik Persentase Distribusi t (df = 1 - 40)

df	Pr 0.25 0.50	0.10 0.20	0.05 0.10	0.025 0.050	0.01 0.02	0.005 0.010	0.001 0.002
1	1.00000	3.07768	3.31375	12.70620	31.82052	63.65674	318.30884
2	0.81650	1.88562	2.01999	4.30265	6.96456	9.92484	22.32712
3	0.76489	1.63774	2.35336	3.18245	4.54070	5.84091	10.21453
4	0.74070	1.53321	2.13185	2.77645	3.74695	4.60409	7.17318
5	0.72669	1.47588	2.01505	2.57058	3.36493	4.03214	5.89343
6	0.71756	1.43976	1.94318	2.44681	3.14267	3.70743	5.20763
7	0.71114	1.41492	1.89458	2.36462	2.99795	3.49948	4.78529
8	0.70639	1.39682	1.85955	2.30600	2.89646	3.35539	4.50079
9	0.70272	1.38303	1.83311	2.26216	2.82144	3.24984	4.29681
10	0.69981	1.37218	1.81246	2.22814	2.76377	3.16927	4.14370
11	0.69745	1.36343	1.79588	2.20099	2.71808	3.10581	4.02470
12	0.69548	1.35622	1.78229	2.17881	2.68100	3.05454	3.92963
13	0.69383	1.35017	1.77093	2.16037	2.65031	3.01228	3.85198
14	0.69242	1.34503	1.76131	2.14479	2.62449	2.97684	3.78739
15	0.69120	1.34061	1.75305	2.13145	2.60248	2.94671	3.73283
16	0.69013	1.33676	1.74568	2.11991	2.58349	2.92078	3.68615
17	0.68920	1.33338	1.73961	2.10982	2.56693	2.89823	3.64577
18	0.68836	1.33039	1.73406	2.10092	2.55238	2.87844	3.61048
19	0.68762	1.32773	1.72913	2.09302	2.53948	2.86093	3.57940
20	0.68695	1.32534	1.72472	2.08596	2.52798	2.84534	3.55181
21	0.68635	1.32319	1.72074	2.07961	2.51765	2.83136	3.52715
22	0.68581	1.32124	1.71714	2.07387	2.50832	2.81876	3.50499
23	0.68531	1.31946	1.71387	2.06866	2.49987	2.80734	3.48496
24	0.68485	1.31784	1.71088	2.06390	2.49216	2.79694	3.46678
25	0.68443	1.31635	1.70814	2.05954	2.48511	2.78744	3.45019
26	0.68404	1.31497	1.70562	2.05553	2.47863	2.77871	3.43500
27	0.68368	1.31370	1.70329	2.05183	2.47266	2.77068	3.42103
28	0.68335	1.31253	1.70113	2.04841	2.46714	2.76326	3.40816
29	0.68304	1.31143	1.69913	2.04525	2.46202	2.75639	3.39624
30	0.68276	1.31042	1.69726	2.04227	2.45726	2.75000	3.38518
31	0.68249	1.30946	1.69552	2.03951	2.45282	2.74404	3.37490
32	0.68223	1.30857	1.69389	2.03693	2.44865	2.73848	3.36531
33	0.68200	1.30774	1.69236	2.03452	2.44479	2.73328	3.35634
34	0.68177	1.30695	1.69092	2.03224	2.44115	2.72839	3.34793
35	0.68156	1.30621	1.68957	2.03011	2.43772	2.72381	3.34005
36	0.68137	1.30551	1.68830	2.02809	2.43449	2.71943	3.33262
37	0.68118	1.30485	1.68709	2.02619	2.43145	2.71541	3.32563
38	0.68100	1.30423	1.68595	2.02439	2.42857	2.71156	3.31903
39	0.68083	1.30364	1.68488	2.02269	2.42584	2.70791	3.31279
40	0.68067	1.30308	1.68385	2.02108	2.42326	2.70446	3.30688

Catatan: Probabilita yang lebih kecil yang ditunjukkan pada judul tiap kolom adalah luas daerah dalam satu ujung, sedangkan probabilitas yang lebih besar adalah luas daerah dalam kedua ujung

Titik Persentase Distribusi F untuk Probabilita = 0,05

df untuk penyebut (N2)	df untuk pembilang (N1)														
	1	2	3	4	5	6	7	8	9	10	11	12	13	14	15
1	161	199	216	225	230	234	237	239	241	242	243	244	245	245	246
2	18.51	19.00	19.16	19.25	19.30	19.33	19.35	19.37	19.38	19.40	19.40	19.41	19.42	19.42	19.43
3	10.13	9.55	9.28	9.12	9.01	8.94	8.89	8.85	8.81	8.79	8.76	8.74	8.73	8.71	8.70
4	7.71	6.94	6.59	6.39	6.26	6.16	6.09	6.04	6.00	5.96	5.94	5.91	5.89	5.87	5.86
5	6.61	5.79	5.41	5.19	5.05	4.95	4.88	4.82	4.77	4.74	4.70	4.68	4.66	4.64	4.62
6	5.99	5.14	4.76	4.53	4.39	4.28	4.21	4.15	4.10	4.06	4.03	4.00	3.98	3.96	3.94
7	5.59	4.74	4.35	4.12	3.97	3.87	3.79	3.73	3.68	3.64	3.60	3.57	3.55	3.53	3.51
8	5.32	4.46	4.07	3.84	3.69	3.58	3.50	3.44	3.39	3.35	3.31	3.28	3.26	3.24	3.22
9	5.12	4.26	3.86	3.63	3.48	3.37	3.29	3.23	3.18	3.14	3.10	3.07	3.05	3.03	3.01
10	4.96	4.10	3.71	3.48	3.33	3.22	3.14	3.07	3.02	2.98	2.94	2.91	2.89	2.86	2.85
11	4.84	3.98	3.59	3.36	3.20	3.09	3.01	2.95	2.90	2.85	2.82	2.79	2.76	2.74	2.72
12	4.75	3.89	3.49	3.26	3.11	3.00	2.91	2.85	2.80	2.75	2.72	2.69	2.66	2.64	2.62
13	4.67	3.81	3.41	3.18	3.03	2.92	2.83	2.77	2.71	2.67	2.63	2.60	2.58	2.55	2.53
14	4.60	3.74	3.34	3.11	2.96	2.85	2.76	2.70	2.65	2.60	2.57	2.53	2.51	2.48	2.46
15	4.54	3.68	3.29	3.06	2.90	2.79	2.71	2.64	2.59	2.54	2.51	2.48	2.45	2.42	2.40
16	4.49	3.63	3.24	3.01	2.85	2.74	2.66	2.59	2.54	2.49	2.46	2.42	2.40	2.37	2.35
17	4.45	3.59	3.20	2.96	2.81	2.70	2.61	2.55	2.49	2.45	2.41	2.38	2.35	2.33	2.31
18	4.41	3.55	3.16	2.93	2.77	2.66	2.58	2.51	2.46	2.41	2.37	2.34	2.31	2.29	2.27
19	4.38	3.52	3.13	2.90	2.74	2.63	2.54	2.48	2.42	2.38	2.34	2.31	2.28	2.26	2.23
20	4.35	3.49	3.10	2.87	2.71	2.60	2.51	2.45	2.39	2.35	2.31	2.28	2.25	2.22	2.20
21	4.32	3.47	3.07	2.84	2.68	2.57	2.49	2.42	2.37	2.32	2.28	2.25	2.22	2.20	2.18
22	4.30	3.44	3.05	2.82	2.66	2.55	2.46	2.40	2.34	2.30	2.26	2.23	2.20	2.17	2.15
23	4.28	3.42	3.03	2.80	2.64	2.53	2.44	2.37	2.32	2.27	2.24	2.20	2.18	2.15	2.13
24	4.26	3.40	3.01	2.78	2.62	2.51	2.42	2.36	2.30	2.25	2.22	2.18	2.15	2.13	2.11
25	4.24	3.39	2.99	2.76	2.60	2.49	2.40	2.34	2.28	2.24	2.20	2.16	2.14	2.11	2.09
26	4.23	3.37	2.98	2.74	2.59	2.47	2.39	2.32	2.27	2.22	2.18	2.15	2.12	2.09	2.07
27	4.21	3.35	2.96	2.73	2.57	2.46	2.37	2.31	2.25	2.20	2.17	2.13	2.10	2.08	2.06
28	4.20	3.34	2.95	2.71	2.56	2.45	2.36	2.29	2.24	2.19	2.15	2.12	2.09	2.06	2.04
29	4.18	3.33	2.93	2.70	2.55	2.43	2.35	2.28	2.22	2.18	2.14	2.10	2.08	2.05	2.03
30	4.17	3.32	2.92	2.69	2.53	2.42	2.33	2.27	2.21	2.16	2.13	2.09	2.06	2.04	2.01
31	4.16	3.30	2.91	2.68	2.52	2.41	2.32	2.25	2.20	2.15	2.11	2.08	2.05	2.03	2.00
32	4.15	3.29	2.90	2.67	2.51	2.40	2.31	2.24	2.19	2.14	2.10	2.07	2.04	2.01	1.99
33	4.14	3.28	2.89	2.66	2.50	2.39	2.30	2.23	2.18	2.13	2.09	2.06	2.03	2.00	1.98
34	4.13	3.28	2.88	2.65	2.49	2.38	2.29	2.22	2.17	2.12	2.08	2.05	2.02	1.99	1.97
35	4.12	3.27	2.87	2.64	2.49	2.37	2.29	2.22	2.16	2.11	2.07	2.04	2.01	1.99	1.96
36	4.11	3.26	2.87	2.63	2.48	2.36	2.28	2.21	2.15	2.11	2.07	2.03	2.00	1.98	1.95
37	4.11	3.25	2.86	2.63	2.47	2.36	2.27	2.20	2.14	2.10	2.06	2.02	1.99	1.96	1.94
38	4.10	3.24	2.85	2.62	2.46	2.35	2.26	2.19	2.14	2.09	2.05	2.02	1.99	1.96	1.94
39	4.09	3.24	2.85	2.61	2.46	2.34	2.26	2.19	2.13	2.08	2.04	2.01	1.98	1.95	1.93
40	4.08	3.23	2.84	2.61	2.45	2.34	2.25	2.18	2.12	2.07	2.03	2.00	1.97	1.94	1.92
41	4.08	3.23	2.83	2.60	2.44	2.33	2.24	2.17	2.11	2.06	2.03	1.99	1.96	1.94	1.91
42	4.07	3.22	2.83	2.59	2.44	2.32	2.24	2.17	2.11	2.06	2.02	1.99	1.96	1.93	1.91
43	4.07	3.21	2.82	2.59	2.43	2.32	2.23	2.16	2.10	2.05	2.01	1.98	1.95	1.92	1.90
44	4.06	3.21	2.82	2.58	2.43	2.31	2.23	2.16	2.10	2.05	2.01	1.97	1.94	1.92	1.89
45	4.06	3.20	2.81	2.58	2.42	2.31	2.22	2.15	2.10	2.05	2.01	1.97	1.94	1.92	1.89

Tabel Durbin-Watson (DW), $\alpha = 5\%$

n	k=1		k=2		k=3		k=4		k=5	
	dL	dU	dL	dU	dL	dU	dL	dU	dL	dU
6	0.6102	1.4002								
7	0.6996	1.3564	0.4672	1.8964						
8	0.7629	1.3324	0.5591	1.7771						
9	0.8243	1.3199	0.6291	1.6993	0.3674	2.2866				
10	0.8791	1.3197	0.6972	1.6413	0.4548	2.1282	0.2957	2.5881		
11	0.9273	1.3241	0.7580	1.6044	0.5253	2.0163	0.3760	2.4137	0.2427	2.8217
12	0.9708	1.3314	0.8122	1.5794	0.5948	1.9280	0.4441	2.2833	0.3155	2.6446
13	1.0097	1.3404	0.8612	1.5621	0.6577	1.8640	0.5120	2.1766	0.3796	2.5061
14	1.0450	1.3503	0.9054	1.5507	0.7147	1.8159	0.5745	2.0943	0.4445	2.3897
15	1.0770	1.3605	0.9455	1.5432	0.7667	1.7788	0.6321	2.0296	0.5052	2.2959
16	1.1062	1.3709	0.9820	1.5386	0.8140	1.7501	0.6852	1.9774	0.5620	2.2198
17	1.1330	1.3812	1.0154	1.5361	0.8572	1.7277	0.7340	1.9351	0.6150	2.1567
18	1.1576	1.3913	1.0461	1.5353	0.8968	1.7101	0.7790	1.9005	0.6641	2.1041
19	1.1804	1.4012	1.0743	1.5355	0.9331	1.6961	0.8204	1.8719	0.7098	2.0600
20	1.2015	1.4107	1.1004	1.5367	0.9666	1.6851	0.8588	1.8482	0.7523	2.0226
21	1.2212	1.4200	1.1246	1.5385	0.9976	1.6763	0.8943	1.8283	0.7918	1.9908
22	1.2395	1.4289	1.1471	1.5408	1.0262	1.6694	0.9272	1.8116	0.8286	1.9635
23	1.2567	1.4375	1.1682	1.5435	1.0529	1.6640	0.9578	1.7974	0.8629	1.9400
24	1.2728	1.4458	1.1878	1.5464	1.0778	1.6597	0.9864	1.7855	0.8949	1.9196
25	1.2879	1.4537	1.2063	1.5495	1.1010	1.6565	1.0131	1.7753	0.9249	1.9018
26	1.3022	1.4614	1.2235	1.5528	1.1228	1.6540	1.0381	1.7666	0.9530	1.8863
27	1.3157	1.4688	1.2399	1.5562	1.1432	1.6523	1.0616	1.7591	0.9794	1.8727
28	1.3284	1.4759	1.2553	1.5596	1.1624	1.6510	1.0856	1.7527	1.0042	1.8608
29	1.3405	1.4828	1.2699	1.5631	1.1805	1.6503	1.1044	1.7473	1.0276	1.8502
30	1.3520	1.4894	1.2837	1.5666	1.1976	1.6499	1.1241	1.7426	1.0497	1.8409
31	1.3630	1.4957	1.2969	1.5701	1.2138	1.6498	1.1426	1.7386	1.0706	1.8326
32	1.3734	1.5019	1.3093	1.5736	1.2292	1.6500	1.1602	1.7352	1.0904	1.8252
33	1.3834	1.5078	1.3212	1.5770	1.2437	1.6505	1.1769	1.7323	1.1092	1.8187
34	1.3929	1.5136	1.3325	1.5805	1.2576	1.6511	1.1927	1.7298	1.1270	1.8128
35	1.4019	1.5191	1.3433	1.5838	1.2707	1.6519	1.2078	1.7277	1.1439	1.8076
36	1.4107	1.5245	1.3537	1.5872	1.2833	1.6528	1.2221	1.7259	1.1601	1.8029
37	1.4190	1.5297	1.3635	1.5904	1.2953	1.6539	1.2358	1.7245	1.1755	1.7987
38	1.4270	1.5348	1.3730	1.5937	1.3068	1.6550	1.2489	1.7233	1.1901	1.7950
39	1.4347	1.5396	1.3821	1.5969	1.3177	1.6563	1.2614	1.7223	1.2042	1.7916
40	1.4421	1.5444	1.3908	1.6000	1.3283	1.6575	1.2734	1.7215	1.2176	1.7886
41	1.4493	1.5490	1.3992	1.6031	1.3384	1.6589	1.2848	1.7209	1.2305	1.7859
42	1.4562	1.5534	1.4073	1.6061	1.3480	1.6603	1.2958	1.7205	1.2428	1.7835
43	1.4628	1.5577	1.4151	1.6091	1.3573	1.6617	1.3064	1.7202	1.2546	1.7814
44	1.4692	1.5619	1.4226	1.6120	1.3663	1.6632	1.3166	1.7200	1.2660	1.7794
45	1.4754	1.5660	1.4298	1.6148	1.3749	1.6647	1.3263	1.7200	1.2769	1.7777
46	1.4814	1.5700	1.4368	1.6176	1.3832	1.6662	1.3357	1.7200	1.2874	1.7762
47	1.4872	1.5739	1.4435	1.6204	1.3912	1.6677	1.3448	1.7201	1.2976	1.7748
48	1.4928	1.5776	1.4500	1.6231	1.3989	1.6692	1.3535	1.7203	1.3073	1.7736
49	1.4982	1.5813	1.4564	1.6257	1.4064	1.6708	1.3619	1.7206	1.3167	1.7725
50	1.5035	1.5849	1.4625	1.6283	1.4136	1.6723	1.3701	1.7210	1.3258	1.7716
51	1.5086	1.5884	1.4684	1.6309	1.4206	1.6739	1.3779	1.7214	1.3346	1.7708
52	1.5135	1.5917	1.4741	1.6334	1.4273	1.6754	1.3855	1.7218	1.3431	1.7701
53	1.5183	1.5951	1.4797	1.6359	1.4339	1.6769	1.3929	1.7223	1.3512	1.7694
54	1.5230	1.5983	1.4851	1.6383	1.4402	1.6785	1.4000	1.7228	1.3592	1.7689
55	1.5276	1.6014	1.4903	1.6406	1.4464	1.6800	1.4069	1.7234	1.3669	1.7684
56	1.5320	1.6045	1.4954	1.6430	1.4523	1.6815	1.4136	1.7240	1.3743	1.7681
57	1.5363	1.6075	1.5004	1.6452	1.4581	1.6830	1.4201	1.7246	1.3815	1.7678
58	1.5405	1.6105	1.5052	1.6475	1.4637	1.6845	1.4264	1.7253	1.3885	1.7675
59	1.5446	1.6134	1.5099	1.6497	1.4692	1.6860	1.4325	1.7259	1.3953	1.7673
60	1.5485	1.6162	1.5144	1.6518	1.4745	1.6875	1.4385	1.7266	1.4019	1.7672
61	1.5524	1.6189	1.5189	1.6540	1.4797	1.6889	1.4443	1.7274	1.4083	1.7671
62	1.5562	1.6216	1.5232	1.6561	1.4847	1.6904	1.4499	1.7281	1.4146	1.7671
63	1.5599	1.6243	1.5274	1.6581	1.4896	1.6918	1.4554	1.7288	1.4206	1.7671
64	1.5635	1.6268	1.5315	1.6601	1.4943	1.6932	1.4607	1.7296	1.4265	1.7671
65	1.5670	1.6294	1.5355	1.6621	1.4990	1.6946	1.4659	1.7303	1.4322	1.7672
66	1.5704	1.6318	1.5395	1.6640	1.5035	1.6960	1.4709	1.7311	1.4378	1.7673
67	1.5738	1.6343	1.5433	1.6660	1.5079	1.6974	1.4758	1.7319	1.4433	1.7675
68	1.5771	1.6367	1.5470	1.6678	1.5122	1.6988	1.4806	1.7327	1.4486	1.7676
69	1.5803	1.6390	1.5507	1.6697	1.5164	1.7001	1.4853	1.7335	1.4537	1.7678
70	1.5834	1.6413	1.5542	1.6715	1.5205	1.7015	1.4899	1.7343	1.4588	1.7680
					1.5245	1.7028	1.4943	1.7351	1.4637	1.7683

Tahun	Triwulan	Aktiva lancar	Hutang lancar	CR
2010	1	40064	29092	1.3771484
	2	45510	37665	1.2082836
	3	44341	35268	1.2572587
	4	46843	37124	1.2617983
2011	1	54067	39639	1.363985
	2	59994	42276	1.419103
	3	67145	50882	1.3196219
	4	65978	48371	1.3639991
2012	1	72453	48388	1.497334
	2	75091	53759	1.396808
	3	77922	57401	1.3575025
	4	75799	54178	1.3990734
2013	1	77925	57586	1.3531935
	2	83352	57586	1.4474351
	3	88343	65265	1.3536045
	4	88352	73367	1.2042471
2014	1	92534	74050	1.2496151
	2	96020	78683	1.2203398
	3	100012	82304	1.2151536
	4	97241	73523	1.3225929
2015	1	103360	73066	1.4146114
	2	98223	72842	1.3484391
	3	106252	81848	1.2981624
	4	105161	76242	1.3793054
2016	1	105973	77307	1.3708073
	2	106987	79683	1.3426578
	3	106134	77901	1.3624215
	4	110403	89079	1.239383
2017	1	119897	94537	1.2682548
	2	117688	104149	1.1299964
	3	119447	108535	1.100539
	4	121293	98722	1.2286319

Tahun	Triwulan	Total utang	Ekuitas	DER	Tahun	Triwulan	Laba bersih setelah pajak	Modal sendiri	ROE
2010	1	43255	42993	101%	2010	1	3014	42993	7%
	2	52061	43114	121%		2	6439	43114	15%
	3	50645	47176	107%		3	10362	47176	22%
	4	54168	49310	110%		4	14366	49310	29%
2011	1	59476	63808	93%	2011	1	5070	63808	8%
	2	69122	67033	103%		2	10084	67033	15%
	3	79161	70681	112%		3	15922	70681	23%
	4	77683	75838	102%		4	21077	75838	28%
2012	1	81759	80802	101%	2012	1	5464	80802	7%
	2	90752	80729	112%		2	11369	80729	14%
	3	94843	83648	113%		3	17198	83648	21%
	4	92460	89814	103%		4	22742	89814	25%
2013	1	93897	93770	100%	2013	1	4946	93770	5%
	2	101622	95537	106%		2	10129	95537	11%
	3	109969	98550	112%		3	15386	98550	16%
	4	107806	106188	102%		4	22297	106188	21%
2014	1	109286	113101	97%	2014	1	5710	120324	5%
	2	114336	112793	101%		2	11821	120187	10%
	3	120930	115471	105%		3	17468	120187	15%
	4	115705	120324	96%		4	22125	120187	18%
2015	1	117942	126199	93%	2015	1	4808	126199	4%
	2	119122	123631	96%		2	9758	123631	8%
	3	129149	126610	102%		3	14611	126610	12%
	4	118902	126533	94%		4	15613	126533	12%
2016	1	114991	129690	89%	2016	1	3639	129690	3%
	2	119557	129997	92%		2	8310	129997	6%
	3	118174	131803	90%		3	13231	131803	10%
	4	121949	139906	87%		4	18302	139906	13%
2017	1	133943	145864	92%	2017	1	6083	145864	4%
	2	141101	145516	97%		2	11357	145516	8%
	3	142563	148910	96%		3	17421	148910	12%
	4	139317	156329	89%		4	23165	156329	15%

normalitas

One-Sample Kolmogorov-Smirnov Test

		Unstandardized Residual
Normal Parameters ^{a,b}	Mean	32
	Std. Deviation	.0000000
Most Extreme Differences	Absolute	.05954707
	Positive	.173
	Negative	.173
Test Statistic		-.072
Asymp. Sig. (2-tailed)		.173
		.016 ^c

a. Test distribution is Normal.
 b. Calculated from data.
 c. Lilliefors Significance Correction.

UJI HETEROSKEDASITAS

Correlations

		CR	DER	ABS_RES	
Spearman's rho	CR	Correlation Coefficient	1.000	.045	-.164
		Sig. (2-tailed)		.808	.370
		N	32	32	32
	DER	Correlation Coefficient	.045	1.000	.053
		Sig. (2-tailed)	.808		.772
		N	32	32	32
	ABS_RES	Correlation Coefficient	-.164	.053	1.000
		Sig. (2-tailed)	.370	.772	
		N	32	32	32

Number of Runs	14
Z	-.898
Asymp. Sig. (2-tailed)	.369

a. Median

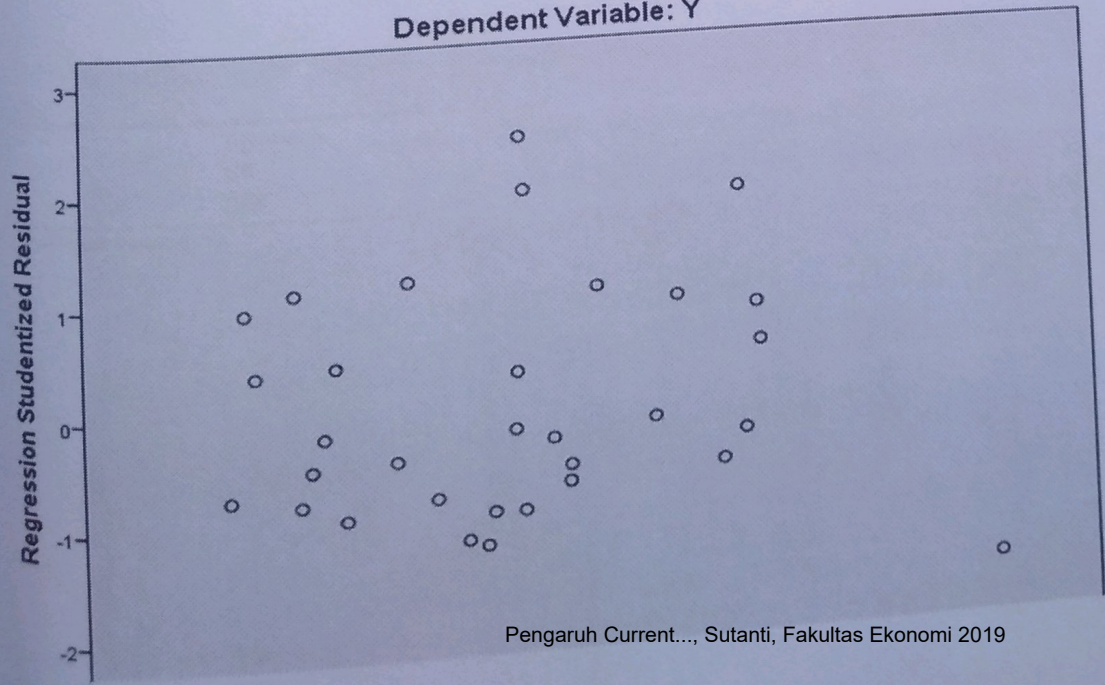
TIDAK TERJADI HETEROSKEDASITAS

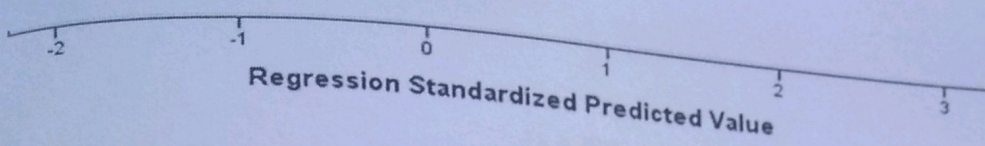
SCATTERPLOTS



Scatterplot

Dependent Variable: Y





MULTIKOLINEARITAS

Model		Coefficients ^a					Collinearity Statistics	
		Unstandardized Coefficients		Standardized Coefficients	t	Sig.	Tolerance	VIF
		B	Std. Error					
1	(Constant)							
	CR	-.211	.205		-1.032	.311		
	DER	-.102	.121	-.130	-.843	.406	.998	1.002
		.475	.134	.547	3.547	.001	.998	1.002

a. Dependent Variable: Y

REGRESI LINEAR BERGANDA

Model Summary					
Model	R	R Square	Adjusted R Square	Std. Error of the Estimate	
1	.557 ^a	.311	.263	.06157	

a. Predictors: (Constant), DER, CR

UJI F

ANOVA ^a						
Model		Sum of Squares	df	Mean Square	F	Sig.
1	Regression	.050	2	.025	6.538	.005 ^b
	Residual	.110	29	.004		
	Total	.159	31			

a. Dependent Variable: Y
b. Predictors: (Constant), DER, CR

UJI T

Model		Coefficients ^a				
		Unstandardized Coefficients		Standardized Coefficients	t	Sig.
		B	Std. Error			
1	(Constant)					
	CR	-.211	.205		-1.032	.311
	DER	-.102	.121	-.130	-.843	.406
		.475	.134	.547	3.547	.001

a. Dependent Variable: Y

