

RIWAYAT HIDUP



Dewi Lasmida. Lahir di Bekasi, 12 Juni 1995. Anak ke 4 dari 4 bersaudara pasangan Bapak Lindung Siregar dan Mega Lumban Gaol. Bertempat tinggal di JL. Pahlawan GG Dahlia No. 55 RT/RW : 001/002 Kelurahan Aren Jaya Kecamatan Bekasi Timur Kota Bekasi Provinsi Jawa Barat.

Riwayat Pendidikan. Pendidikan taman kanak-kanak di TK Setia Mekar tahun 2000, melanjutkan Sekolah Dasar SDN Aren Jaya XIX Kota Bekasi tahun 2007. melanjutkan Sekolah Menengah Pertama di SMPN 8 Tambun Selatan Bekasi tahun 2010. Sekolah Menengah Kejuruan di SMK Karya Bhakti 3 Kota Bekasi lulus tahun 2013. Melanjutkan bekerja di PT. Hirose Electric Indonesia di tahun 2013-2015. Kemudian Penulis berhenti bekerja dan melanjutkan Pendidikan S1 pada tahun 2015 di Universitas Bhayangkara Jakarta Raya, Fakultas Ekonomi, Jurusan Manajemen, Program Sumber Daya Manusia.



UNIVERSITAS BHAYANGKARA JAKARTA RAYA
FAKULTAS EKONOMI

Kampus I : Jl. Darmawangsa I/1 Kebayoran Baru Jakarta Selatan 12140

Telepon : 021. 7231948-7267655 Fax: 7267657

Kampus II : Jl Raya Perjuangan, Marga Mulya, Bekasi Utara Telp : 021. 88955882

Jakarta, 29 April 2019

Nomor : B/SR/142/ IV /2019/FE-UBJ
Lampiran : -
Perihal : Permohonan Penelitian

Kepada :
Yth. Ibu Siti Salamah
Manajer CV. Gilden Electrindo
Bekasi Utara
Di
Bekasi

Dengan hormat,

Salam sejahtera kami sampaikan semoga Ibu selalu dalam lindungan Tuhan Yang Maha Esa.

Sehubungan dengan rencana penelitian mahasiswa/i, maka bersama ini kami mengajukan permohonan kepada Ibu untuk dapat kiranya menerima mahasiswa kami melakukan penelitian pada instansi yang Ibu pimpin, adapun mahasiswa tersebut adalah :

Nama : Dewi Lasmida
NPM : 201510325056
Program Studi : Manajemen
Judul Penelitian : Pengaruh Kepemimpinan dalam Disiplin terhadap Kinerja Karyawan di CV. Gilden Electrindo Bekasi Utara
No Telepon : 0895 0627 7795

Pelaksanaan penelitian skripsi mahasiswa/i Fakultas Ekonomi UBJ disesuaikan dengan jadwal yang ditentukan oleh instansi yang Ibu pimpin.

Demikian permohonan ini kami sampaikan, atas perhatian dan kerjasamanya kami ucapkan terima kasih.

DEKAN FAKULTAS EKONOMI

Dr. Sugeng Suroso, S.E., M.M.
NIP : 1706286



CV. GILDEN Electrindo

Specialis Air Conditioner

Jl. Raya Wisma Asri Blok M No. 1A Bekasi Utara
Tlp. 0813 8118 8077, Hp. 0851 0273 4494, 0877 8056 9000, 0856 1498 009

SURAT KETERANGAN

Yang bertanda tangan dibawah ini :

Nama : Mashudan

Jabatan : Direktur

Menerangkan bahwa sesungguhnya mahasiswi:

Nama : Dewi Lasmida

NPM : 201510325056

Universitas : Universitas Bhayangkara Jakarya Raya

Prodi/Jurusan : Ekonomi/Manajemen

Keterangan : Telah melakukan penelitian dengan menggunakan instrumen Kuesioner

Mahasiswi tersebut benar-benar melaksanakan kegiatan penelitian di CV. Gilden Electrindo, pada tanggal 7 April 2019. Dengan judul penelitian/Skripsi:

"Pengaruh Kepemimpinan dan Disiplin Kerja terhadap Kinerja Karyawan di CV. Gilden Electrindo"

Demikian surat keterangan ini kami buat dengan sebenarnya, agar dapat digunakan sebagai mestinya.

Bekasi, 7 April 2019

CV. Gilden Electrindo



MASHUDAN

UNIVERSITAS BHAYANGKARA JAKARTA RAYA
FAKULTAS EKONOMI



**KARTU KONSULTASI
BIMBINGAN SKRIPSI**

Nama : Dewi Lasnida
NPM : 201510325 - 056
Jurusan : Manajemen SDM
Pembimbing I : Nurita Wahyu Setyawati, S.E., M.M
Pembimbing II :





Kampus I
Jl. Darmawangsa I/1 Kebayoran Baru, Jakarta Selatan
Telp. 021-7231948, 7267655 Fax. 021-7267657

Kampus II
Jl. Raya Perjuangan, Marga Mulya, Bekasi Utara, Kota Bekasi
Telp. 88955882

Judul Skripsi : *Pengaruh Kepemimpinan dan Disiplin Kerja terhadap Kinerja Karyawan di CV. BIKIN ELECTRONIC Bekasi Utara*

Tanggal Pendaftaran Proposal :

Lembar Pembimbing I

No.	Tanggal Konsultasi	Deskripsi Bimbingan	Paraf Pembimbing
1.	27/3	- Penambahan data dibab 1 - Bab 3 direvisi	
2.	22/4	- Revisi DO - Revisi kues	
3.	25/4	Bab 1 permasalahan pd LB dipertajam lagi.	
4.	29/4	Bab. 2, kerangka berpikir diperbaiki & sesuaikan hipotesisnya. dgn bab 1.	

No.	Tanggal Konsultasi	Deskripsi Bimbingan	Paraf Pembimbing
5.	2/5	Bab 3, cek kembali penulisan & konten pd analisis data.	
6	7/5	Buat kuesioner sekaitan dgn dimensi variabel penelitian.	
7	14/5	kuesioner ok, sebar & olah data.	
8	28/5	-hasil olah data dimasukkan ke bab 4. - Bab 4, penulisannya dirapikan.	
9.	18/6	Bab 4 & 5 ok.	
		<u>revisi</u> layak sidang skripsi	

Lembar Pembimbing II

No.	Tanggal Konsultasi	Deskripsi Bimbingan	Paraf Pembimbing













TABULASI KEPEMIMPINAN (X1)

Responden	KEPEMIMPINAN														TOTAL
	1	2	3	4	5	6	7	8	9	10	11	12	13	14	
1	5	5	5	5	5	5	5	4	3	5	4	4	5	5	65
2	4	4	4	5	5	4	4	4	4	3	4	3	4	4	56
3	5	4	5	4	5	4	5	4	5	5	5	4	4	4	63
4	5	5	5	5	5	5	5	4	5	4	3	4	5	5	65
5	3	4	5	5	5	5	4	5	5	5	5	3	4	4	62
6	4	4	4	4	5	5	5	5	4	3	4	5	5	5	62
7	5	5	5	5	5	5	5	5	5	3	5	5	5	5	68
8	3	3	5	5	5	5	5	5	5	5	5	4	5	5	65
9	5	5	5	5	5	5	5	5	5	5	5	5	5	5	70
10	4	4	4	4	4	5	5	5	5	3	5	5	5	5	63
11	5	4	4	5	5	5	5	4	5	5	5	5	5	4	66
12	5	5	5	5	5	5	5	5	5	5	5	4	5	5	69
13	3	5	5	5	5	5	5	4	5	5	5	5	5	4	66
14	4	4	5	5	5	5	5	5	4	4	4	4	5	4	63
15	5	5	5	5	5	5	5	4	5	5	5	3	5	5	67
16	4	4	4	4	4	4	5	3	5	5	5	5	5	5	62
17	5	5	5	5	5	5	5	5	5	5	5	3	4	3	65
18	3	4	3	4	4	4	4	4	5	5	5	5	5	5	60
19	4	4	4	4	4	4	4	4	5	5	5	5	5	5	62
20	5	5	5	5	5	4	5	5	5	4	4	5	5	5	67
21	5	5	4	5	5	5	5	4	4	4	5	5	5	5	66
22	4	4	4	4	4	4	4	4	4	4	4	4	5	4	57

23	5	5	5	5	5	5	5	5	4	5	5	5	5	5	69
24	5	5	5	5	5	5	3	4	5	5	5	5	5	5	67
25	3	4	5	5	4	5	5	5	5	5	5	5	5	4	65
26	4	5	4	4	4	5	5	5	5	5	5	5	5	5	66
27	5	5	5	5	5	5	5	5	5	5	5	5	5	5	70
28	5	4	4	4	4	5	5	5	5	5	5	5	5	5	66
29	5	4	5	5	5	5	5	5	5	5	5	5	5	5	69
30	4	5	5	5	5	5	5	4	4	4	4	5	5	5	65
31	4	3	4	4	5	5	5	5	5	5	5	5	5	5	65
32	4	4	4	4	5	5	5	5	5	5	5	5	5	5	66
33	4	4	5	5	5	5	4	5	5	5	5	4	5	5	66
34	5	5	5	5	5	5	5	5	5	4	4	4	4	4	65
35	4	5	5	5	5	5	5	5	5	5	5	5	5	5	69
36	5	5	5	5	5	5	5	4	4	4	5	5	5	4	66
37	4	5	5	5	5	5	5	5	5	5	5	5	5	5	69
38	3	5	5	5	5	5	5	5	5	5	5	5	5	5	68
39	4	4	4	4	4	4	4	4	4	4	5	4	4	4	57
40	5	5	5	5	5	3	5	5	5	5	5	5	5	5	68
41	4	5	5	5	5	5	5	5	3	5	5	5	5	5	67
42	5	5	5	3	3	5	5	5	5	5	5	5	5	4	65
43	4	5	5	5	5	5	5	5	5	5	5	5	5	5	69
44	5	5	5	5	5	5	5	5	5	5	5	5	5	5	70
45	5	5	5	4	5	5	5	5	5	5	5	5	5	5	69
46	5	5	5	5	5	5	5	5	5	5	4	5	5	5	69
47	4	4	3	4	4	4	4	4	4	4	4	5	5	4	57

48	5	5	5	5	4	5	4	5	4	4	5	5	5	5	66
49	5	5	5	4	5	5	5	5	5	5	5	5	5	5	69
50	4	4	5	4	5	4	4	4	4	5	5	4	5	5	62
51	5	5	5	5	5	4	5	5	5	5	5	5	5	5	69
52	4	4	4	4	5	5	5	4	4	5	5	5	5	5	64
53	4	4	3	4	5	4	5	4	4	5	5	4	5	4	60
54	5	4	5	5	4	5	4	4	5	5	3	5	5	5	64
55	5	5	5	3	5	5	5	5	5	4	5	5	5	4	66
56	4	4	4	4	5	5	4	4	4	5	5	5	5	5	63
57	5	5	5	5	5	4	5	5	5	5	5	5	5	5	69
58	5	5	4	4	5	4	5	5	5	5	5	5	5	5	67
59	4	5	5	5	4	5	4	5	4	4	5	5	4	5	64
60	3	5	5	5	5	4	5	5	4	5	5	5	5	4	65
61	5	5	5	5	5	4	5	5	5	5	5	5	4	5	68
62	4	4	4	4	5	5	5	4	4	5	5	5	5	5	64

TABULASI DISIPLIN KERJA (X2)

Responden	DISIPLIN KERJA											TOTAL
	1	2	3	4	5	6	7	8	9	10	11	
1	5	5	5	5	4	4	5	5	5	5	5	53
2	5	5	4	4	5	4	4	4	4	4	4	47
3	4	5	4	5	5	4	5	4	4	5	5	50
4	5	5	5	5	5	4	5	5	5	5	5	54
5	5	5	5	4	5	5	3	4	5	5	4	50
6	3	5	5	5	5	5	4	4	5	5	5	51
7	5	5	5	5	5	5	5	5	5	5	5	55
8	5	5	5	5	5	5	3	3	5	4	5	50
9	4	5	4	5	4	5	5	5	5	5	5	52
10	5	5	5	5	5	5	4	4	5	5	5	53
11	5	5	5	5	4	4	5	4	5	5	5	52
12	5	5	5	5	5	5	5	5	5	5	5	55
13	4	4	4	4	5	4	3	5	4	4	5	46
14	5	5	5	5	5	5	4	4	5	4	5	52
15	5	5	5	5	4	4	5	5	5	5	5	53

16	4	4	4	5	4	3	4	4	4	4	5	45
17	5	5	5	5	5	5	5	5	5	5	5	55
18	4	4	4	4	4	4	3	4	4	4	4	43
19	4	4	4	4	4	4	4	4	4	4	4	44
20	5	5	4	5	5	5	5	5	4	5	5	53
21	5	5	5	5	3	4	5	5	5	5	5	52
22	4	4	4	4	4	4	4	4	4	4	4	44
23	5	5	5	5	5	5	5	5	5	5	5	55
24	5	5	5	4	4	4	5	5	5	5	3	50
25	5	4	5	5	5	5	3	4	5	3	5	49
26	3	3	5	5	5	5	4	5	5	4	5	49
27	5	5	5	5	5	5	5	5	5	5	5	55
28	4	4	5	5	5	5	5	4	5	5	5	52
29	5	5	5	5	5	5	5	4	5	5	5	54
30	5	5	5	5	4	4	4	5	5	4	5	51
31	3	5	5	5	5	5	4	3	5	4	5	49
32	4	5	5	5	5	5	4	4	5	4	5	51
33	5	5	5	3	5	5	4	4	5	4	4	49
34	5	5	5	5	5	5	5	5	5	5	5	55

35	5	5	5	5	5	5	4	5	5	4	5	53
36	5	5	5	5	4	4	5	5	5	5	5	53
37	5	5	5	5	5	5	4	5	5	4	5	53
38	5	5	5	5	5	5	3	5	5	3	5	51
39	4	4	4	4	4	4	4	4	4	4	4	44
40	4	4	4	5	4	5	5	5	4	4	5	49
41	5	5	5	5	5	5	4	5	5	5	5	54
42	4	4	5	5	5	5	5	5	5	5	5	53
43	5	5	5	5	5	5	4	5	5	4	5	53
44	5	5	5	4	4	5	5	5	3	5	5	51
45	4	4	4	4	4	5	5	5	5	5	5	50
46	5	4	5	4	4	5	5	5	4	4	5	50
47	5	5	5	5	5	4	4	4	5	5	4	51
48	3	4	5	4	5	5	5	5	5	4	4	49
49	4	4	4	5	5	5	5	5	5	5	5	52
50	5	5	5	4	5	4	4	4	5	5	4	50
51	4	4	5	4	5	5	5	5	5	5	5	52
52	4	5	5	4	4	4	4	4	5	5	5	49
53	5	3	5	4	4	4	4	4	5	5	5	48

54	5	4	4	5	5	4	5	4	5	5	4	50
55	5	5	5	5	5	5	5	5	5	5	5	55
56	5	5	5	5	5	4	4	4	5	5	4	51
57	5	5	5	5	5	5	5	5	5	5	5	55
58	5	5	5	5	5	5	5	5	5	5	5	55
59	4	5	5	5	5	5	4	5	5	5	4	52
60	5	5	5	5	5	5	3	5	5	5	5	53
61	5	5	5	5	5	5	5	5	5	5	5	55
62	5	5	5	5	5	4	4	4	4	5	5	51



TABULASI KINERJA KARYAWAN (Y)

Responden	KINERJA KARYAWAN									TOTAL
	1	2	3	4	5	6	7	8	9	
1	5	5	5	5	5	5	5	4	3	42
2	4	4	4	5	5	4	4	4	4	38
3	5	4	5	4	5	4	5	4	5	41
4	5	5	5	5	5	5	5	4	5	44
5	3	4	5	5	5	4	4	5	5	40
6	4	4	4	4	5	5	5	5	4	40
7	5	5	5	5	5	5	5	5	5	45
8	3	3	5	5	5	5	5	5	5	41
9	5	5	5	5	5	5	5	5	5	45
10	4	4	4	4	4	5	5	5	5	40
11	5	4	4	5	5	4	5	4	5	41
12	5	5	5	5	5	5	5	5	5	45
13	3	5	5	5	5	4	5	4	5	41
14	4	4	5	5	5	4	5	5	4	41
15	5	5	5	5	5	5	5	4	5	44
16	4	4	4	4	4	5	5	3	5	38
17	5	5	5	5	5	3	5	5	5	43
18	3	4	3	4	4	5	4	4	5	36
19	4	4	4	4	4	5	4	4	5	38
20	5	5	5	5	5	5	5	5	5	45
21	5	5	4	5	5	5	5	4	4	42
22	4	4	4	4	4	4	4	4	4	36

23	5	5	5	5	5	5	5	5	4	44
24	5	5	5	5	5	5	3	4	5	42
25	3	4	5	5	4	4	5	5	5	40
26	4	5	4	4	4	5	5	5	5	41
27	5	5	5	5	5	5	5	5	5	45
28	5	4	4	4	4	5	5	5	5	41
29	5	4	5	5	5	5	5	5	5	44
30	4	5	5	5	5	5	5	4	4	42
31	4	3	4	4	5	5	5	5	5	40
32	4	4	4	4	5	5	5	5	5	41
33	4	4	5	5	5	5	4	5	5	42
34	5	5	5	5	5	4	5	5	5	44
35	4	5	5	5	5	5	5	5	5	44
36	5	5	5	5	5	4	5	4	4	42
37	4	5	5	5	5	5	5	5	5	44
38	3	5	5	5	5	5	5	5	5	43
39	4	4	4	4	4	4	4	4	4	36
40	5	5	5	5	5	5	5	5	5	45
41	4	5	5	5	5	5	5	5	3	42
42	5	5	5	3	3	4	5	5	5	40
43	4	5	5	5	5	5	5	5	5	44
44	5	5	5	5	5	5	5	5	5	45
45	5	5	5	4	5	5	5	5	5	44
46	5	5	5	5	5	5	5	5	5	45
47	4	4	3	4	4	4	4	4	4	35

48	5	5	5	5	4	5	4	5	4	42
49	5	5	5	4	5	5	5	5	5	44
50	4	4	5	4	5	5	4	4	4	39
51	5	5	5	5	5	5	5	5	5	45
52	4	4	4	4	5	5	5	4	4	39
53	4	4	3	4	5	4	5	4	4	37
54	5	4	5	5	4	5	4	4	5	41
55	5	5	5	3	5	4	5	5	5	42
56	4	4	4	4	5	5	4	4	4	38
57	5	5	5	5	5	5	5	5	5	45
58	5	5	4	4	5	5	5	5	5	43
59	4	5	5	5	4	5	4	5	4	41
60	3	5	5	5	5	4	5	5	4	41
61	5	5	5	5	5	5	5	5	5	45
62	4	4	4	4	5	5	5	4	4	39

HASIL UJI VALIDITAS KEPEMIMPINAN (X1)

Correlations

		K1	K2	K3	K4	K5	K6	K7	K8	K9	K10	K11	K12	K13	K14	Kepemimpinan (X1)
K1	Pearson Correlation	1	.460**	.285*	.072	.143	.047	.194	.105	.154	-.035	-.125	.070	.007	.144	.444**
	Sig. (2-tailed)		.000	.025	.578	.267	.717	.130	.419	.233	.789	.333	.589	.958	.264	.000
	N	62	62	62	62	62	62	62	62	62	62	62	62	62	62	62
K2	Pearson Correlation	.460**	1	.533**	.351**	.201	.111	.263*	.287*	.057	.025	.040	.194	.033	.111	.606**
	Sig. (2-tailed)	.000		.000	.005	.118	.392	.039	.024	.661	.847	.758	.130	.797	.392	.000
	N	62	62	62	62	62	62	62	62	62	62	62	62	62	62	62
K3	Pearson Correlation	.285*	.533**	1	.545**	.329**	.306*	.208	.438**	.199	.152	-.011	-.068	-.081	.076	.643**
	Sig. (2-tailed)															
	N	62	62	62	62	62	62	62	62	62	62	62	62	62	62	62

	Sig. (2-tailed)	.025	.000		.000	.009	.016	.105	.000	.121	.239	.932	.602	.531	.557	.000
	N	62	62	62	62	62	62	62	62	62	62	62	62	62	62	62
K4	Pearson Correlation	.072	.351**	.545**	1	.437**	.164	.060	.187	.007	.026	-.158	-.152	-.107	.104	.413**
	Sig. (2-tailed)	.578	.005	.000		.000	.203	.644	.146	.957	.840	.220	.239	.409	.420	.001
	N	62	62	62	62	62	62	62	62	62	62	62	62	62	62	62
K5	Pearson Correlation	.143	.201	.329**	.437**	1	.117	.327**	.147	-.021	.112	.044	-.167	.007	.117	.425**
	Sig. (2-tailed)	.267	.118	.009	.000		.365	.010	.255	.873	.385	.737	.194	.959	.365	.001
	N	62	62	62	62	62	62	62	62	62	62	62	62	62	62	62
K6	Pearson Correlation	.047	.111	.306*	.164	.117	1	.188	.257*	.037	-.005	-.004	.067	.165	.120	.385**
	Sig. (2-tailed)	.717	.392	.016	.203	.365		.143	.044	.773	.967	.973	.605	.199	.353	.002
	N	62	62	62	62	62	62	62	62	62	62	62	62	62	62	62
K7	Pearson Correlation	.194	.263*	.208	.060	.327**	.188	1	.347**	.172	.112	.115	.186	.214	.046	.518**

	Sig. (2-tailed)	.130	.039	.105	.644	.010	.143		.006	.182	.385	.376	.147	.095	.723	.000
	N	62	62	62	62	62	62	62	62	62	62	62	62	62	62	62
K8	Pearson Correlation	.105	.287*	.438**	.187	.147	.257*	.347**	1	.315*	.046	.227	.172	-.009	.129	.575**
	Sig. (2-tailed)	.419	.024	.000	.146	.255	.044	.006		.013	.725	.075	.182	.945	.316	.000
	N	62	62	62	62	62	62	62	62	62	62	62	62	62	62	62
K9	Pearson Correlation	.154	.057	.199	.007	-.021	.037	.172	.315*	1	.278*	.185	.096	.014	.098	.421**
	Sig. (2-tailed)	.233	.661	.121	.957	.873	.773	.182	.013		.029	.151	.457	.912	.447	.001
	N	62	62	62	62	62	62	62	62	62	62	62	62	62	62	62
K10	Pearson Correlation	-.035	.025	.152	.026	.112	-.005	.112	.046	.278*	1	.403**	.102	.185	.161	.405**
	Sig. (2-tailed)	.789	.847	.239	.840	.385	.967	.385	.725	.029		.001	.428	.149	.210	.001
	N	62	62	62	62	62	62	62	62	62	62	62	62	62	62	62

K11	Pearson Correlation	-.125	.040	-.011	-.158	.044	-.004	.115	.227	.185	.403**	1	.195	.019	.063	.302*
	Sig. (2-tailed)	.333	.758	.932	.220	.737	.973	.376	.075	.151	.001		.129	.883	.626	.017
	N	62	62	62	62	62	62	62	62	62	62	62	62	62	62	62
K12	Pearson Correlation	.070	.194	-.068	-.152	-.167	.067	.186	.172	.096	.102	.195	1	.524**	.459**	.406**
	Sig. (2-tailed)	.589	.130	.602	.239	.194	.605	.147	.182	.457	.428	.129		.000	.000	.001
	N	62	62	62	62	62	62	62	62	62	62	62	62	62	62	62
K13	Pearson Correlation	.007	.033	-.081	-.107	.007	.165	.214	-.009	.014	.185	.019	.524**	1	.461**	.326**
	Sig. (2-tailed)	.958	.797	.531	.409	.959	.199	.095	.945	.912	.149	.883	.000		.000	.010
	N	62	62	62	62	62	62	62	62	62	62	62	62	62	62	62
K14	Pearson Correlation	.144	.111	.076	.104	.117	.120	.046	.129	.098	.161	.063	.459**	.461**	1	.464**
	Sig. (2-tailed)	.264	.392	.557	.420	.365	.353	.723	.316	.447	.210	.626	.000	.000		.000

N	62	62	62	62	62	62	62	62	62	62	62	62	62	62	62	
Kepemimpinan (X1)	Pearson Correlation	.444**	.606**	.643**	.413**	.425**	.385**	.518**	.575**	.421**	.405**	.302*	.406**	.326**	.464**	1
	Sig. (2-tailed)	.000	.000	.000	.001	.001	.002	.000	.000	.001	.001	.017	.001	.010	.000	
N		62	62	62	62	62	62	62	62	62	62	62	62	62	62	62

** . Correlation is significant at the 0.01 level (2-tailed).

* . Correlation is significant at the 0.05 level (2-tailed).



HASIL UJI VALIDITAS DISIPLIN KERJA (X2)

Correlations

		DK1	DK2	DK3	DK4	DK5	DK6	DK7	DK8	DK9	DK10	DK11	Disiplin Kerja (X2)
DK1	Pearson Correlation	1	.495**	.340**	.149	.050	-.035	.065	.176	.137	.209	.054	.476**
	Sig. (2-tailed)		.000	.007	.248	.702	.789	.614	.171	.287	.103	.675	.000
	N	62	62	62	62	62	62	62	62	62	62	62	62
DK2	Pearson Correlation	.495**	1	.398**	.323*	.215	.132	.078	.053	.232	.290*	.076	.567**
	Sig. (2-tailed)	.000		.001	.011	.094	.307	.549	.685	.069	.022	.558	.000
	N	62	62	62	62	62	62	62	62	62	62	62	62
DK3	Pearson Correlation	.340**	.398**	1	.232	.268*	.340**	.024	.116	.580**	.181	.217	.597**
	Sig. (2-tailed)	.007	.001		.070	.035	.007	.854	.370	.000	.159	.090	.000

	N	62	62	62	62	62	62	62	62	62	62	62	62
DK4	Pearson Correlation	.149	.323*	.232	1	.277*	.193	.193	.170	.358**	.182	.544**	.604**
	Sig. (2-tailed)	.248	.011	.070		.029	.133	.134	.187	.004	.156	.000	.000
	N	62	62	62	62	62	62	62	62	62	62	62	62
DK5	Pearson Correlation	.050	.215	.268*	.277*	1	.512**	-.154	-.060	.317*	.015	.081	.400**
	Sig. (2-tailed)	.702	.094	.035	.029		.000	.231	.646	.012	.907	.534	.001
	N	62	62	62	62	62	62	62	62	62	62	62	62
DK6	Pearson Correlation	-.035	.132	.340**	.193	.512**	1	.105	.287*	.313*	-.016	.347**	.525**
	Sig. (2-tailed)	.789	.307	.007	.133	.000		.419	.024	.013	.899	.006	.000
	N	62	62	62	62	62	62	62	62	62	62	62	62
DK7	Pearson Correlation	.065	.078	.024	.193	-.154	.105	1	.460**	.074	.573**	.194	.509**
	Sig. (2-tailed)	.614	.549	.854	.134	.231	.419		.000	.568	.000	.130	.000

	N	62	62	62	62	62	62	62	62	62	62	62	62
DK8	Pearson Correlation	.176	.053	.116	.170	-.060	.287*	.460**	1	.106	.219	.263*	.512**
	Sig. (2-tailed)	.171	.685	.370	.187	.646	.024	.000		.410	.088	.039	.000
	N	62	62	62	62	62	62	62	62	62	62	62	62
DK9	Pearson Correlation	.137	.232	.580**	.358**	.317*	.313*	.074	.106	1	.231	.123	.560**
	Sig. (2-tailed)	.287	.069	.000	.004	.012	.013	.568	.410		.071	.340	.000
	N	62	62	62	62	62	62	62	62	62	62	62	62
DK10	Pearson Correlation	.209	.290*	.181	.182	.015	-.016	.573**	.219	.231	1	.075	.545**
	Sig. (2-tailed)	.103	.022	.159	.156	.907	.899	.000	.088	.071		.560	.000
	N	62	62	62	62	62	62	62	62	62	62	62	62
DK11	Pearson Correlation	.054	.076	.217	.544**	.081	.347**	.194	.263*	.123	.075	1	.493**
	Sig. (2-tailed)	.675	.558	.090	.000	.534	.006	.130	.039	.340	.560		.000

	N	62	62	62	62	62	62	62	62	62	62	62	62
Disiplin Kerja (X2)	Pearson Correlation	.476**	.567**	.597**	.604**	.400**	.525**	.509**	.512**	.560**	.545**	.493**	1
	Sig. (2-tailed)	.000	.000	.000	.000	.001	.000	.000	.000	.000	.000	.000	
	N	62	62	62	62	62	62	62	62	62	62	62	62

** . Correlation is significant at the 0.01 level (2-tailed).

* . Correlation is significant at the 0.05 level (2-tailed).



HASIL UJI VALIDITAS KINERJA KARYAWAN (Y)

Correlations

		KK1	KK2	KK3	KK4	KK5	KK6	KK7	KK8	KK9	Kinerja Karyawan (Y)
KK1	Pearson Correlation	1	.460**	.285*	.072	.143	.144	.194	.105	.154	.564**
	Sig. (2-tailed)		.000	.025	.578	.267	.264	.130	.419	.233	.000
	N	62	62	62	62	62	62	62	62	62	62
KK2	Pearson Correlation	.460**	1	.533**	.351**	.201	.111	.263*	.287*	.057	.682**
	Sig. (2-tailed)	.000		.000	.005	.118	.392	.039	.024	.661	.000
	N	62	62	62	62	62	62	62	62	62	62
KK3	Pearson Correlation	.285*	.533**	1	.545**	.329**	.076	.208	.438**	.199	.745**
	Sig. (2-tailed)	.025	.000		.000	.009	.557	.105	.000	.121	.000
	N	62	62	62	62	62	62	62	62	62	62
KK4	Pearson Correlation	.072	.351**	.545**	1	.437**	.104	.060	.187	.007	.559**
	Sig. (2-tailed)										
	N	62	62	62	62	62	62	62	62	62	62

	Sig. (2-tailed)	.578	.005	.000		.000	.420	.644	.146	.957	.000
	N	62	62	62	62	62	62	62	62	62	62
KK5	Pearson Correlation	.143	.201	.329**	.437**	1	.117	.327**	.147	-.021	.516**
	Sig. (2-tailed)	.267	.118	.009	.000		.365	.010	.255	.873	.000
	N	62	62	62	62	62	62	62	62	62	62
KK6	Pearson Correlation	.144	.111	.076	.104	.117	1	.046	.129	.098	.354**
	Sig. (2-tailed)	.264	.392	.557	.420	.365		.723	.316	.447	.005
	N	62	62	62	62	62	62	62	62	62	62
KK7	Pearson Correlation	.194	.263*	.208	.060	.327**	.046	1	.347**	.172	.503**
	Sig. (2-tailed)	.130	.039	.105	.644	.010	.723		.006	.182	.000
	N	62	62	62	62	62	62	62	62	62	62
KK8	Pearson Correlation	.105	.287*	.438**	.187	.147	.129	.347**	1	.315*	.587**
	Sig. (2-tailed)	.419	.024	.000	.146	.255	.316	.006		.013	.000
	N	62	62	62	62	62	62	62	62	62	62

KK9	Pearson Correlation	.154	.057	.199	.007	-.021	.098	.172	.315*	1	.404**
	Sig. (2-tailed)	.233	.661	.121	.957	.873	.447	.182	.013		.001
	N	62	62	62	62	62	62	62	62	62	62
Kinerja Karyawan (Y)	Pearson Correlation	.564**	.682**	.745**	.559**	.516**	.354**	.503**	.587**	.404**	1
	Sig. (2-tailed)	.000	.000	.000	.000	.000	.005	.000	.000	.001	
	N	62	62	62	62	62	62	62	62	62	62

** . Correlation is significant at the 0.01 level (2-tailed).

* . Correlation is significant at the 0.05 level (2-tailed).

HASIL UJI REABILITAS

KEPEMIMPINAN (X1)

Reliability Statistics

Cronbach's Alpha	N of Items
.701	14

DISIPLIN KERJA (X2)

Reliability Statistics

Cronbach's Alpha	N of Items
.729	11

KINERJA KARYAWAN (Y)

Reliability Statistics

Cronbach's Alpha	N of Items
.708	9

HASIL UJI NORMALITAS RESIDUAL

Case Processing Summary

	Cases					
	Valid		Missing		Total	
	N	Percent	N	Percent	N	Percent
Unstandardized Residual	62	100.0%	0	0.0%	62	100.0%

Tests of Normality

	Kolmogorov-Smirnov ^a			Shapiro-Wilk		
	Statistic	df	Sig.	Statistic	df	Sig.
Unstandardized Residual	.101	62	.184	.981	62	.461

a. Lilliefors Significance Correction

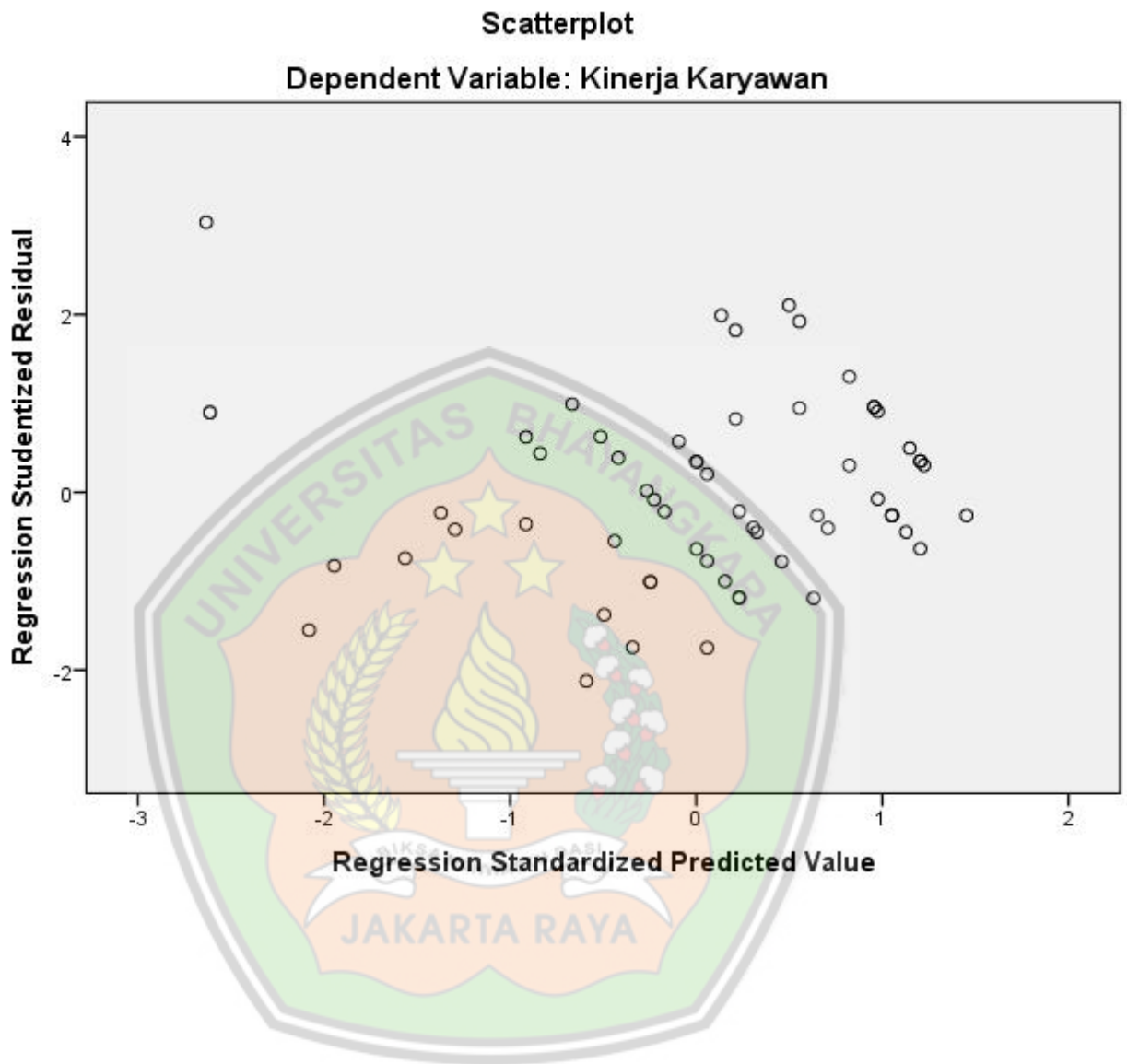
HASIL UJI MULTIKOLINEARITAS

Coefficients^a

Model		Unstandardized Coefficients		Standardized Coefficients	t	Sig.	Collinearity Statistics	
		B	Std. Error	Beta			Tolerance	VIF
1	(Constant)	-8.482	2.696		-3.146	.003		
	Kepemimpinan	.619	.050	.777	12.397	.000	.619	1.616
	Disiplin Kerja	.190	.055	.215	3.429	.001	.619	1.616

a. Dependent Variable: Kinerja Karyawan

HASIL UJI HETEROSKEDASTISITAS



HASIL UJI AUTOKORELASI

Model Summary^b

Model	R	R Square	Adjusted R Square	Std. Error of the Estimate	Durbin-Watson
1	.925 ^a	.856	.852	1.037	1.804

a. Predictors: (Constant), Disiplin Kerja, Kepemimpinan

b. Dependent Variable: Kinerja Karyawan

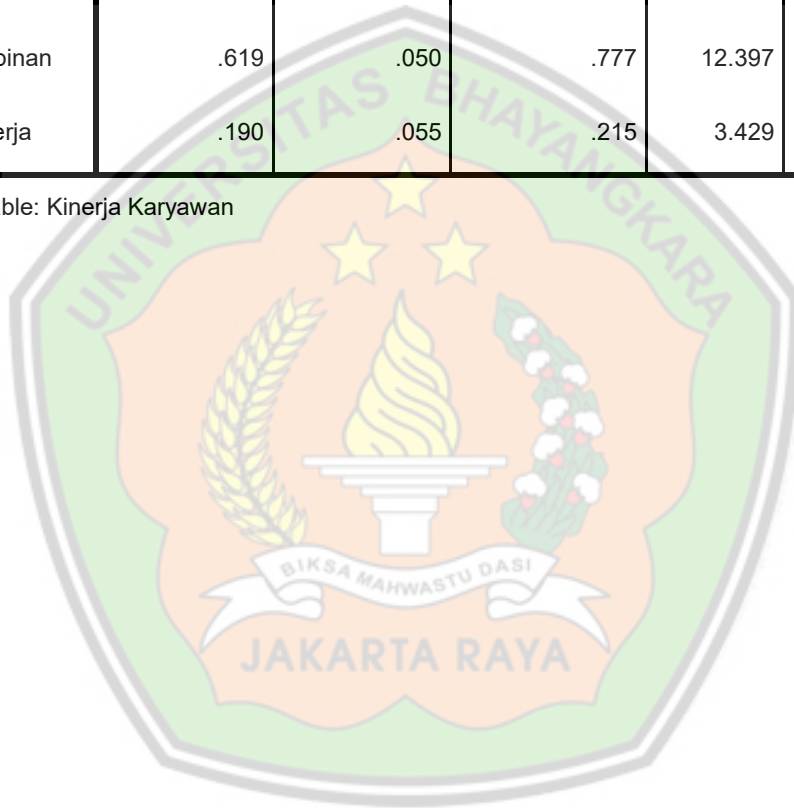


HASIL UJI REGRESI LINIER BERGANDA

Coefficients^a

Model	Unstandardized Coefficients		Standardized Coefficients	t	Sig.	
	B	Std. Error	Beta			
1	(Constant)	-8.482	2.696		-3.146	.003
	Kepemimpinan	.619	.050	.777	12.397	.000
	Disiplin Kerja	.190	.055	.215	3.429	.001

a. Dependent Variable: Kinerja Karyawan



HASIL UJI DETERMINASI R²

Model Summary

Model	R	R Square	Adjusted R Square	Std. Error of the Estimate
1	.925 ^a	.856	.852	1.037

a. Predictors: (Constant), Disiplin Kerja, Kepemimpinan



HASIL UJI T

Coefficients^a

Model	Unstandardized Coefficients		Standardized Coefficients	t	Sig.	Correlations			Collinearity Statistics	
	B	Std. Error	Beta			Zero-order	Partial	Part	Tolerance	VIF
1 (Constant)	-8.482	2.696		-3.146	.003					
Kepemimpinan	.619	.050	.777	12.397	.000	.910	.850	.611	.619	1.616
Disiplin Kerja	.190	.055	.215	3.429	.001	.695	.408	.169	.619	1.616

a. Dependent Variable: Kinerja Karyawan

HASIL UJI F

ANOVA^a

Model		Sum of Squares	df	Mean Square	F	Sig.
1	Regression	378.724	2	189.362	176.026	.000 ^b
	Residual	63.470	59	1.076		
	Total	442.194	61			

a. Dependent Variable: Kinerja Karyawan

b. Predictors: (Constant), Disiplin Kerja, Kepemimpinan










UJI REFERENSI SKRIPSI
PROGRAM SARJANA FAKULTAS EKONOMI
UNIVERSITAS BHAYANGKARA JAKARTA RAYA

Nama : Dewi Lasmida
 NPM : 201510325056
 Program Studi : Ekonomi Manajemen
 Judul Skripsi : Pengaruh Kepemimpinan dan Disiplin Kerja terhadap Kinerja Di CV Gilden Electrindo Bekasi Utara

BAB II		
No	Nama Pengarang, Judul Buku, Judul jurnal, Kota Tempat Buku Diterbitkan: Tahun Penerbit, Halaman	Paraf Pembimbing
1	Fitriasari, M., Haryono, A. T., & Warso, M. M. (2016) <i>Analaysis The Influence Of Compensation Work, Disipline Work, And Workplacee Physical Of The Performance Of Employees With Work Performance As Variable Intervening (Studi In PT. Mandiri Karya Perdana)</i> Journal Of Management Vol. 02, Maret 2016.	✓
2	Wijayanti, D.P., & Sundiman, d. (2017) <i>Pengaruh Knowledge Management terhadap Kinerja Karyawan (Studi Empiris pada PT SMS Kabupaten Kota Waringin Timur)</i> . DeReMa Jurnal Manajemen Vol. 12 No. 1, Mei.	✓
3	Salutondok, Y., & Soegoto, A. S (2015). <i>Pengaruh Kepemimpinan, Motivasi, Kondisi Kerja dan Disiplin Pegawai di Kantor Sekretariat DPRD Kota Sorong</i> . EMBA.	✓
4	Riyadi, S. (2011). <i>Pengaruh Kompensasi Finansial, Gaya Kepemimpinan, dan Motivasi Kerja terhadap Kinerja Karyawan pada Perusahaan Manufaktur di Jawa Timur</i> . Jurnal Manajemen dan Kewirausahaan, Vol. 13, No. 1, Maret.	✓

5	Wibowo. (2016). <i>Kepemimpinan Pemahaman Dasar, Pandangan Konvensional Gagasan Kontemporer</i> . Jakarta: PT Raja Grafindo Persada.	✓
6	Sudaryono. (2014). <i>Leadership Teori dan Praktek Kepemimpinan</i> . Jakarta Pusat: Lentera Ilmu Cendekia.	✓
7	Badeni. (2014). <i>Kepemimpinan & Perilaku Organisasi</i> . Bandung: Alfabeta.	✓
8	Varogle, M. A., Baskent, & Dement, (2017). <i>Internasional Journal Leadership a Critical Review Of Implicit Leadership Theory on the Validity Of Organization Action Culture Fitness</i> .	✓
9	Djaenuri, A. (2015) <i>Kepemimpinan, Etika, & Kebijakan Pemerintah</i> . Bogor: Ghalia Indonesia.	✓
10	Rumondor, R. B., Tumbel, A., & Sepang, J (2016). <i>Pengaruh Kepemimpinan, Motivasi, dan Disiplin Kerja Terhadap Kinerja Pegawai pada Kanwil Ditjen Kekayaan Negara Suluttenggomalu</i> . EMBA.	✓
11	Sutikno, M. S. (2014). <i>Pemimpin dan Kepemimpinan</i> . Lombok: Holistica.	✓
12	Sudaryono. (2014). <i>Leadership Teori dan Praktek Kepemimpinan</i> . Jakarta Pusat: Lentera Ilmu Cendekia.	✓
13	Hakim, L., Tobing, D.S & Istifadah. (2019). <i>The Effect Of Transformation Leadership Style And Work Discipline Toward Job Satisfaction And The Performance Of Cooperation Extension Officer Of East Java's State Minister For Cooperation Small And Medium Enterpriss (SME)</i> . Internasional Journal Of Reserch Science & Management.	✓
14	Wiratama, I. A., & Sintaasih, D. K. (2013). <i>Pengaruh Kepemimpinan, Diklat, dan Disiplin Kerja terhadap Kinerja Karyawan PDAM Tirta Mangutama Kabupaten Bandung</i> . Jurnal Manajemen. Strategi Bisnis dan Kewirausahaan.	✓
15	Rofi, A. N. (2012). <i>Pengaruh Disiplin Kerja dan Pengalaman Kerja terhadap Prestasi Kerja Karyawan pada Departemen Produksi PT Leo Agung Raya Semarang</i> . Jurnal Ilmu Manajemn dan Akutansi Terapan, Vol. 3 No. 1, Mei.	✓

16	Mulyadi. (2015). <i>Manajemen Sumber Daya Manusia</i> . In Mulyadi. Bogor: In Media.	
17	Sugiyono. (2016). <i>Cara Mudah Menyusun: Skripsi, Tesis, dan Disertasi</i> . Bandung: Alfabeta.	
BAB III		
NO	Nama Pengarang, Judul Buku, Judul jurnal, Kota Tempat Buku Diterbitkan: Tahun Penerbit, Halaman	Paraf Pembimbing
1	Sugiyono. (2016). <i>Cara Mudah Menyusun: Skripsi, Tesis, dan Disertasi</i> . Bandung: Alfabeta.	
2	Hikmawati, F. (2017). <i>Metodologi Penelitian</i> . In F. Hikmawati. Depok: PT Raja Grafindo Persada.	
3	Sunyoto, D. (2013) <i>Teori, Kuesioner, dan Proses Analisis Dara Perilaku Organisasi</i> . Yogyakarta: CAPS (Center for Academic Publishing Service).	
4	Priyatno, D. (2016). <i>SPSS Handbook Analisis Data, Olah Data, & Penyelesaian Kasus-kasus Statistik</i> . Yogyakarta: MediaKom.	
5	Sujarweni, V. W. (2018) <i>Metodologi Penelitian Bisnis dan Ekonomi Pendekatan Kuantitatif</i> . Yogyakarta: Pustaka Baru Press.	

Jakarta, 21 Juni 2019

Pembimbing



Novita Wahyu Setyawati, S.E., M.M.

NIDN 0313117902

UJI PLAGIARISME SKRIPSI
PROGRAM SARJANA FAKULTAS EKONOMI
UNIVERSITAS BHAYANGKARA JAKARTA RAYA

Nama :Dewi Lasmida
NPM :201510325056
Program Studi :Ekonomi Manajemen
Judul Skripsi :Pengaruh Kepemimpinan dan Disiplin Kerja terhadap Kinerja
Di CV Gilden Electrindo Bekasi Utara

Tabel Hasil Uji Plagiarisme Skripsi

JUDUL BAB	PRESENTASE UNIQUE	CONTENT PLAGIARISME
BAB I	100%	0
BAB IV	95%	5%
BAB V	100%	0
TOTAL	98%	2%

Berdasarkan Hasil Uji Plagiarisme dinyatakan bahwa total hasil unique adalah sebesar 98% dan total content plagiarisme adalah sebesar 2%. Syarat terpenuhinya uji plagiarisme adalah dengan jumlah maksimal plagiarisme sebesar 30%. Maka dapat disimpulkan bahwa hasil uji plagiarisme lebih kecil dibandingkan dengan batas maksimal yang telah ditentukan atau $2\% < 30\%$. Dengan demikian maka dapat dinyatakan bahwa pada penelitian yang dilakukan memenuhi syarat uji plagiarisme.

Jakarta, 21 Juni 2019

Pembimbing



Novita Wahyu Setyawati, S.E., M.M.

NIDN 0313117902

Tabel r (Koefisien Korelasi Sederhana)

$$df = 1 - 200$$



Tabel r untuk df = 1 - 50

df = (N-2)	Tingkat signifikansi untuk uji satu arah				
	0.05	0.025	0.01	0.005	0.0005
	Tingkat signifikansi untuk uji dua arah				
	0.1	0.05	0.02	0.01	0.001
1	0.9877	0.9969	0.9995	0.9999	1.0000
2	0.9000	0.9500	0.9800	0.9900	0.9990
3	0.8054	0.8783	0.9343	0.9587	0.9911
4	0.7293	0.8114	0.8822	0.9172	0.9741
5	0.6694	0.7545	0.8329	0.8745	0.9509
6	0.6215	0.7067	0.7887	0.8343	0.9249
7	0.5822	0.6664	0.7498	0.7977	0.8983
8	0.5494	0.6319	0.7155	0.7646	0.8721
9	0.5214	0.6021	0.6851	0.7348	0.8470
10	0.4973	0.5760	0.6581	0.7079	0.8233
11	0.4762	0.5529	0.6339	0.6835	0.8010
12	0.4575	0.5324	0.6120	0.6614	0.7800
13	0.4409	0.5140	0.5923	0.6411	0.7604
14	0.4259	0.4973	0.5742	0.6226	0.7419
15	0.4124	0.4821	0.5577	0.6055	0.7247
16	0.4000	0.4683	0.5425	0.5897	0.7084
17	0.3887	0.4555	0.5285	0.5751	0.6932
18	0.3783	0.4438	0.5155	0.5614	0.6788
19	0.3687	0.4329	0.5034	0.5487	0.6652
20	0.3598	0.4227	0.4921	0.5368	0.6524
21	0.3515	0.4132	0.4815	0.5256	0.6402
22	0.3438	0.4044	0.4716	0.5151	0.6287
23	0.3365	0.3961	0.4622	0.5052	0.6178
24	0.3297	0.3882	0.4534	0.4958	0.6074
25	0.3233	0.3809	0.4451	0.4869	0.5974
26	0.3172	0.3739	0.4372	0.4785	0.5880
27	0.3115	0.3673	0.4297	0.4705	0.5790
28	0.3061	0.3610	0.4226	0.4629	0.5703
29	0.3009	0.3550	0.4158	0.4556	0.5620
30	0.2960	0.3494	0.4093	0.4487	0.5541
31	0.2913	0.3440	0.4032	0.4421	0.5465
32	0.2869	0.3388	0.3972	0.4357	0.5392
33	0.2826	0.3338	0.3916	0.4296	0.5322
34	0.2785	0.3291	0.3862	0.4238	0.5254
35	0.2746	0.3246	0.3810	0.4182	0.5189
36	0.2709	0.3202	0.3760	0.4128	0.5126
37	0.2673	0.3160	0.3712	0.4076	0.5066
38	0.2638	0.3120	0.3665	0.4026	0.5007
39	0.2605	0.3081	0.3621	0.3978	0.4950
40	0.2573	0.3044	0.3578	0.3932	0.4896
41	0.2542	0.3008	0.3536	0.3887	0.4843
42	0.2512	0.2973	0.3496	0.3843	0.4791
43	0.2483	0.2940	0.3457	0.3801	0.4742
44	0.2455	0.2907	0.3420	0.3761	0.4694
45	0.2429	0.2876	0.3384	0.3721	0.4647
46	0.2403	0.2845	0.3348	0.3683	0.4601
47	0.2377	0.2816	0.3314	0.3646	0.4557
48	0.2353	0.2787	0.3281	0.3610	0.4514
49	0.2329	0.2759	0.3249	0.3575	0.4473
50	0.2306	0.2732	0.3218	0.3542	0.4432

Tabel r untuk df = 51 - 100

df = (N-2)	Tingkat signifikansi untuk uji satu arah				
	0.05	0.025	0.01	0.005	0.0005
	Tingkat signifikansi untuk uji dua arah				
	0.1	0.05	0.02	0.01	0.001
51	0.2284	0.2706	0.3188	0.3509	0.4393
52	0.2262	0.2681	0.3158	0.3477	0.4354
53	0.2241	0.2656	0.3129	0.3445	0.4317
54	0.2221	0.2632	0.3102	0.3415	0.4280
55	0.2201	0.2609	0.3074	0.3385	0.4244
56	0.2181	0.2586	0.3048	0.3357	0.4210
57	0.2162	0.2564	0.3022	0.3328	0.4176
58	0.2144	0.2542	0.2997	0.3301	0.4143
59	0.2126	0.2521	0.2972	0.3274	0.4110
60	0.2108	0.2500	0.2948	0.3248	0.4079
61	0.2091	0.2480	0.2925	0.3223	0.4048
62	0.2075	0.2461	0.2902	0.3198	0.4018
63	0.2058	0.2441	0.2880	0.3173	0.3988
64	0.2042	0.2423	0.2858	0.3150	0.3959
65	0.2027	0.2404	0.2837	0.3126	0.3931
66	0.2012	0.2387	0.2816	0.3104	0.3903
67	0.1997	0.2369	0.2796	0.3081	0.3876
68	0.1982	0.2352	0.2776	0.3060	0.3850
69	0.1968	0.2335	0.2756	0.3038	0.3823
70	0.1954	0.2319	0.2737	0.3017	0.3798
71	0.1940	0.2303	0.2718	0.2997	0.3773
72	0.1927	0.2287	0.2700	0.2977	0.3748
73	0.1914	0.2272	0.2682	0.2957	0.3724
74	0.1901	0.2257	0.2664	0.2938	0.3701
75	0.1888	0.2242	0.2647	0.2919	0.3678
76	0.1876	0.2227	0.2630	0.2900	0.3655
77	0.1864	0.2213	0.2613	0.2882	0.3633
78	0.1852	0.2199	0.2597	0.2864	0.3611
79	0.1841	0.2185	0.2581	0.2847	0.3589
80	0.1829	0.2172	0.2565	0.2830	0.3568
81	0.1818	0.2159	0.2550	0.2813	0.3547
82	0.1807	0.2146	0.2535	0.2796	0.3527
83	0.1796	0.2133	0.2520	0.2780	0.3507
84	0.1786	0.2120	0.2505	0.2764	0.3487
85	0.1775	0.2108	0.2491	0.2748	0.3468
86	0.1765	0.2096	0.2477	0.2732	0.3449
87	0.1755	0.2084	0.2463	0.2717	0.3430
88	0.1745	0.2072	0.2449	0.2702	0.3412
89	0.1735	0.2061	0.2435	0.2687	0.3393
90	0.1726	0.2050	0.2422	0.2673	0.3375
91	0.1716	0.2039	0.2409	0.2659	0.3358
92	0.1707	0.2028	0.2396	0.2645	0.3341
93	0.1698	0.2017	0.2384	0.2631	0.3323
94	0.1689	0.2006	0.2371	0.2617	0.3307
95	0.1680	0.1996	0.2359	0.2604	0.3290
96	0.1671	0.1986	0.2347	0.2591	0.3274
97	0.1663	0.1975	0.2335	0.2578	0.3258
98	0.1654	0.1966	0.2324	0.2565	0.3242
99	0.1646	0.1956	0.2312	0.2552	0.3226
100	0.1638	0.1946	0.2301	0.2540	0.3211

Tabel r untuk df = 101 - 150

df = (N-2)	Tingkat signifikansi untuk uji satu arah				
	0.05	0.025	0.01	0.005	0.0005
	Tingkat signifikansi untuk uji dua arah				
	0.1	0.05	0.02	0.01	0.001
101	0.1630	0.1937	0.2290	0.2528	0.3196
102	0.1622	0.1927	0.2279	0.2515	0.3181
103	0.1614	0.1918	0.2268	0.2504	0.3166
104	0.1606	0.1909	0.2257	0.2492	0.3152
105	0.1599	0.1900	0.2247	0.2480	0.3137
106	0.1591	0.1891	0.2236	0.2469	0.3123
107	0.1584	0.1882	0.2226	0.2458	0.3109
108	0.1576	0.1874	0.2216	0.2446	0.3095
109	0.1569	0.1865	0.2206	0.2436	0.3082
110	0.1562	0.1857	0.2196	0.2425	0.3068
111	0.1555	0.1848	0.2186	0.2414	0.3055
112	0.1548	0.1840	0.2177	0.2403	0.3042
113	0.1541	0.1832	0.2167	0.2393	0.3029
114	0.1535	0.1824	0.2158	0.2383	0.3016
115	0.1528	0.1816	0.2149	0.2373	0.3004
116	0.1522	0.1809	0.2139	0.2363	0.2991
117	0.1515	0.1801	0.2131	0.2353	0.2979
118	0.1509	0.1793	0.2122	0.2343	0.2967
119	0.1502	0.1786	0.2113	0.2333	0.2955
120	0.1496	0.1779	0.2104	0.2324	0.2943
121	0.1490	0.1771	0.2096	0.2315	0.2931
122	0.1484	0.1764	0.2087	0.2305	0.2920
123	0.1478	0.1757	0.2079	0.2296	0.2908
124	0.1472	0.1750	0.2071	0.2287	0.2897
125	0.1466	0.1743	0.2062	0.2278	0.2886
126	0.1460	0.1736	0.2054	0.2269	0.2875
127	0.1455	0.1729	0.2046	0.2260	0.2864
128	0.1449	0.1723	0.2039	0.2252	0.2853
129	0.1443	0.1716	0.2031	0.2243	0.2843
130	0.1438	0.1710	0.2023	0.2235	0.2832
131	0.1432	0.1703	0.2015	0.2226	0.2822
132	0.1427	0.1697	0.2008	0.2218	0.2811
133	0.1422	0.1690	0.2001	0.2210	0.2801
134	0.1416	0.1684	0.1993	0.2202	0.2791
135	0.1411	0.1678	0.1986	0.2194	0.2781
136	0.1406	0.1672	0.1979	0.2186	0.2771
137	0.1401	0.1666	0.1972	0.2178	0.2761
138	0.1396	0.1660	0.1965	0.2170	0.2752
139	0.1391	0.1654	0.1958	0.2163	0.2742
140	0.1386	0.1648	0.1951	0.2155	0.2733
141	0.1381	0.1642	0.1944	0.2148	0.2723
142	0.1376	0.1637	0.1937	0.2140	0.2714
143	0.1371	0.1631	0.1930	0.2133	0.2705
144	0.1367	0.1625	0.1924	0.2126	0.2696
145	0.1362	0.1620	0.1917	0.2118	0.2687
146	0.1357	0.1614	0.1911	0.2111	0.2678
147	0.1353	0.1609	0.1904	0.2104	0.2669
148	0.1348	0.1603	0.1898	0.2097	0.2660
149	0.1344	0.1598	0.1892	0.2090	0.2652
150	0.1339	0.1593	0.1886	0.2083	0.2643

Tabel r untuk df = 151 - 200

df = (N-2)	Tingkat signifikansi untuk uji satu arah				
	0.05	0.025	0.01	0.005	0.0005
	Tingkat signifikansi untuk uji dua arah				
	0.1	0.05	0.02	0.01	0.001
151	0.1335	0.1587	0.1879	0.2077	0.2635
152	0.1330	0.1582	0.1873	0.2070	0.2626
153	0.1326	0.1577	0.1867	0.2063	0.2618
154	0.1322	0.1572	0.1861	0.2057	0.2610
155	0.1318	0.1567	0.1855	0.2050	0.2602
156	0.1313	0.1562	0.1849	0.2044	0.2593
157	0.1309	0.1557	0.1844	0.2037	0.2585
158	0.1305	0.1552	0.1838	0.2031	0.2578
159	0.1301	0.1547	0.1832	0.2025	0.2570
160	0.1297	0.1543	0.1826	0.2019	0.2562
161	0.1293	0.1538	0.1821	0.2012	0.2554
162	0.1289	0.1533	0.1815	0.2006	0.2546
163	0.1285	0.1528	0.1810	0.2000	0.2539
164	0.1281	0.1524	0.1804	0.1994	0.2531
165	0.1277	0.1519	0.1799	0.1988	0.2524
166	0.1273	0.1515	0.1794	0.1982	0.2517
167	0.1270	0.1510	0.1788	0.1976	0.2509
168	0.1266	0.1506	0.1783	0.1971	0.2502
169	0.1262	0.1501	0.1778	0.1965	0.2495
170	0.1258	0.1497	0.1773	0.1959	0.2488
171	0.1255	0.1493	0.1768	0.1954	0.2481
172	0.1251	0.1488	0.1762	0.1948	0.2473
173	0.1247	0.1484	0.1757	0.1942	0.2467
174	0.1244	0.1480	0.1752	0.1937	0.2460
175	0.1240	0.1476	0.1747	0.1932	0.2453
176	0.1237	0.1471	0.1743	0.1926	0.2446
177	0.1233	0.1467	0.1738	0.1921	0.2439
178	0.1230	0.1463	0.1733	0.1915	0.2433
179	0.1226	0.1459	0.1728	0.1910	0.2426
180	0.1223	0.1455	0.1723	0.1905	0.2419
181	0.1220	0.1451	0.1719	0.1900	0.2413
182	0.1216	0.1447	0.1714	0.1895	0.2406
183	0.1213	0.1443	0.1709	0.1890	0.2400
184	0.1210	0.1439	0.1705	0.1884	0.2394
185	0.1207	0.1435	0.1700	0.1879	0.2387
186	0.1203	0.1432	0.1696	0.1874	0.2381
187	0.1200	0.1428	0.1691	0.1869	0.2375
188	0.1197	0.1424	0.1687	0.1865	0.2369
189	0.1194	0.1420	0.1682	0.1860	0.2363
190	0.1191	0.1417	0.1678	0.1855	0.2357
191	0.1188	0.1413	0.1674	0.1850	0.2351
192	0.1184	0.1409	0.1669	0.1845	0.2345
193	0.1181	0.1406	0.1665	0.1841	0.2339
194	0.1178	0.1402	0.1661	0.1836	0.2333
195	0.1175	0.1398	0.1657	0.1831	0.2327
196	0.1172	0.1395	0.1652	0.1827	0.2321
197	0.1169	0.1391	0.1648	0.1822	0.2315
198	0.1166	0.1388	0.1644	0.1818	0.2310
199	0.1164	0.1384	0.1640	0.1813	0.2304
200	0.1161	0.1381	0.1636	0.1809	0.2298

Tabel Durbin-Watson (DW), $\alpha = 5\%$

Direproduksi oleh:

Junaidi (<http://junaidichaniago.wordpress.com>)

dari sumber: <http://www.stanford.edu>

Catatan-Catatan Reproduksi dan Cara Membaca Tabel:

1. Tabel DW ini direproduksi dengan merubah format tabel mengikuti format tabel DW yang umumnya dilampirkan pada buku-buku teks statistik/ekonometrik di Indonesia, agar lebih mudah dibaca dan diperbandingkan
2. Simbol 'k' pada tabel menunjukkan banyaknya variabel bebas (penjelas), tidak termasuk variabel terikat.
3. Simbol 'n' pada tabel menunjukkan banyaknya observasi



Tabel Durbin-Watson (DW), $\alpha = 5\%$

n	k=1		k=2		k=3		k=4		k=5	
	dL	dU	dL	dU	dL	dU	dL	dU	dL	dU
6	0.6102	1.4002								
7	0.6996	1.3564	0.4672	1.8964						
8	0.7629	1.3324	0.5591	1.7771	0.3674	2.2866				
9	0.8243	1.3199	0.6291	1.6993	0.4548	2.1282	0.2957	2.5881		
10	0.8791	1.3197	0.6972	1.6413	0.5253	2.0163	0.3760	2.4137	0.2427	2.8217
11	0.9273	1.3241	0.7580	1.6044	0.5948	1.9280	0.4441	2.2833	0.3155	2.6446
12	0.9708	1.3314	0.8122	1.5794	0.6577	1.8640	0.5120	2.1766	0.3796	2.5061
13	1.0097	1.3404	0.8612	1.5621	0.7147	1.8159	0.5745	2.0943	0.4445	2.3897
14	1.0450	1.3503	0.9054	1.5507	0.7667	1.7788	0.6321	2.0296	0.5052	2.2959
15	1.0770	1.3605	0.9455	1.5432	0.8140	1.7501	0.6852	1.9774	0.5620	2.2198
16	1.1062	1.3709	0.9820	1.5386	0.8572	1.7277	0.7340	1.9351	0.6150	2.1567
17	1.1330	1.3812	1.0154	1.5361	0.8968	1.7101	0.7790	1.9005	0.6641	2.1041
18	1.1576	1.3913	1.0461	1.5353	0.9331	1.6961	0.8204	1.8719	0.7098	2.0600
19	1.1804	1.4012	1.0743	1.5355	0.9666	1.6851	0.8588	1.8482	0.7523	2.0226
20	1.2015	1.4107	1.1004	1.5367	0.9976	1.6763	0.8943	1.8283	0.7918	1.9908
21	1.2212	1.4200	1.1246	1.5385	1.0262	1.6694	0.9272	1.8116	0.8286	1.9635
22	1.2395	1.4289	1.1471	1.5408	1.0529	1.6640	0.9578	1.7974	0.8629	1.9400
23	1.2567	1.4375	1.1682	1.5435	1.0778	1.6597	0.9864	1.7855	0.8949	1.9196
24	1.2728	1.4458	1.1878	1.5464	1.1010	1.6565	1.0131	1.7753	0.9249	1.9018
25	1.2879	1.4537	1.2063	1.5495	1.1228	1.6540	1.0381	1.7666	0.9530	1.8863
26	1.3022	1.4614	1.2236	1.5528	1.1432	1.6523	1.0616	1.7591	0.9794	1.8727
27	1.3157	1.4688	1.2399	1.5562	1.1624	1.6510	1.0836	1.7527	1.0042	1.8608
28	1.3284	1.4759	1.2553	1.5596	1.1805	1.6503	1.1044	1.7473	1.0276	1.8502
29	1.3405	1.4828	1.2699	1.5631	1.1976	1.6499	1.1241	1.7426	1.0497	1.8409
30	1.3520	1.4894	1.2837	1.5666	1.2138	1.6498	1.1426	1.7386	1.0706	1.8326
31	1.3630	1.4957	1.2969	1.5701	1.2292	1.6500	1.1602	1.7352	1.0904	1.8252
32	1.3734	1.5019	1.3093	1.5736	1.2437	1.6505	1.1769	1.7323	1.1092	1.8187
33	1.3834	1.5078	1.3212	1.5770	1.2576	1.6511	1.1927	1.7298	1.1270	1.8128
34	1.3929	1.5136	1.3325	1.5805	1.2707	1.6519	1.2078	1.7277	1.1439	1.8076
35	1.4019	1.5191	1.3433	1.5838	1.2833	1.6528	1.2221	1.7259	1.1601	1.8029
36	1.4107	1.5245	1.3537	1.5872	1.2953	1.6539	1.2358	1.7245	1.1755	1.7987
37	1.4190	1.5297	1.3635	1.5904	1.3068	1.6550	1.2489	1.7233	1.1901	1.7950
38	1.4270	1.5348	1.3730	1.5937	1.3177	1.6563	1.2614	1.7223	1.2042	1.7916
39	1.4347	1.5396	1.3821	1.5969	1.3283	1.6575	1.2734	1.7215	1.2176	1.7886
40	1.4421	1.5444	1.3908	1.6000	1.3384	1.6589	1.2848	1.7209	1.2305	1.7859
41	1.4493	1.5490	1.3992	1.6031	1.3480	1.6603	1.2958	1.7205	1.2428	1.7835
42	1.4562	1.5534	1.4073	1.6061	1.3573	1.6617	1.3064	1.7202	1.2546	1.7814
43	1.4628	1.5577	1.4151	1.6091	1.3663	1.6632	1.3166	1.7200	1.2660	1.7794
44	1.4692	1.5619	1.4226	1.6120	1.3749	1.6647	1.3263	1.7200	1.2769	1.7777
45	1.4754	1.5660	1.4298	1.6148	1.3832	1.6662	1.3357	1.7200	1.2874	1.7762
46	1.4814	1.5700	1.4368	1.6176	1.3912	1.6677	1.3448	1.7201	1.2976	1.7748
47	1.4872	1.5739	1.4435	1.6204	1.3989	1.6692	1.3535	1.7203	1.3073	1.7736
48	1.4928	1.5776	1.4500	1.6231	1.4064	1.6708	1.3619	1.7206	1.3167	1.7725
49	1.4982	1.5813	1.4564	1.6257	1.4136	1.6723	1.3701	1.7210	1.3258	1.7716
50	1.5035	1.5849	1.4625	1.6283	1.4206	1.6739	1.3779	1.7214	1.3346	1.7708
51	1.5086	1.5884	1.4684	1.6309	1.4273	1.6754	1.3855	1.7218	1.3431	1.7701
52	1.5135	1.5917	1.4741	1.6334	1.4339	1.6769	1.3929	1.7223	1.3512	1.7694
53	1.5183	1.5951	1.4797	1.6359	1.4402	1.6785	1.4000	1.7228	1.3592	1.7689
54	1.5230	1.5983	1.4851	1.6383	1.4464	1.6800	1.4069	1.7234	1.3669	1.7684
55	1.5276	1.6014	1.4903	1.6406	1.4523	1.6815	1.4136	1.7240	1.3743	1.7681
56	1.5320	1.6045	1.4954	1.6430	1.4581	1.6830	1.4201	1.7246	1.3815	1.7678
57	1.5363	1.6075	1.5004	1.6452	1.4637	1.6845	1.4264	1.7253	1.3885	1.7675
58	1.5405	1.6105	1.5052	1.6475	1.4692	1.6860	1.4325	1.7259	1.3953	1.7673
59	1.5446	1.6134	1.5099	1.6497	1.4745	1.6875	1.4385	1.7266	1.4019	1.7672
60	1.5485	1.6162	1.5144	1.6518	1.4797	1.6889	1.4443	1.7274	1.4083	1.7671
61	1.5524	1.6189	1.5189	1.6540	1.4847	1.6904	1.4499	1.7281	1.4146	1.7671
62	1.5562	1.6216	1.5232	1.6561	1.4896	1.6918	1.4554	1.7288	1.4206	1.7671
63	1.5599	1.6243	1.5274	1.6581	1.4943	1.6932	1.4607	1.7296	1.4265	1.7671
64	1.5635	1.6268	1.5315	1.6601	1.4990	1.6946	1.4659	1.7303	1.4322	1.7672
65	1.5670	1.6294	1.5355	1.6621	1.5035	1.6960	1.4709	1.7311	1.4378	1.7673
66	1.5704	1.6318	1.5395	1.6640	1.5079	1.6974	1.4758	1.7319	1.4433	1.7675
67	1.5738	1.6343	1.5433	1.6660	1.5122	1.6988	1.4806	1.7327	1.4486	1.7676
68	1.5771	1.6367	1.5470	1.6678	1.5164	1.7001	1.4853	1.7335	1.4537	1.7678
69	1.5803	1.6390	1.5507	1.6697	1.5205	1.7015	1.4899	1.7343	1.4588	1.7680
70	1.5834	1.6413	1.5542	1.6715	1.5245	1.7028	1.4943	1.7351	1.4637	1.7683

Tabel Durbin-Watson (DW), $\alpha = 5\%$

n	k=1		k=2		k=3		k=4		k=5	
	dL	dU	dL	dU	dL	dU	dL	dU	dL	dU
71	1.5865	1.6435	1.5577	1.6733	1.5284	1.7041	1.4987	1.7358	1.4685	1.7685
72	1.5895	1.6457	1.5611	1.6751	1.5323	1.7054	1.5029	1.7366	1.4732	1.7688
73	1.5924	1.6479	1.5645	1.6768	1.5360	1.7067	1.5071	1.7375	1.4778	1.7691
74	1.5953	1.6500	1.5677	1.6785	1.5397	1.7079	1.5112	1.7383	1.4822	1.7694
75	1.5981	1.6521	1.5709	1.6802	1.5432	1.7092	1.5151	1.7390	1.4866	1.7698
76	1.6009	1.6541	1.5740	1.6819	1.5467	1.7104	1.5190	1.7399	1.4909	1.7701
77	1.6036	1.6561	1.5771	1.6835	1.5502	1.7117	1.5228	1.7407	1.4950	1.7704
78	1.6063	1.6581	1.5801	1.6851	1.5535	1.7129	1.5265	1.7415	1.4991	1.7708
79	1.6089	1.6601	1.5830	1.6867	1.5568	1.7141	1.5302	1.7423	1.5031	1.7712
80	1.6114	1.6620	1.5859	1.6882	1.5600	1.7153	1.5337	1.7430	1.5070	1.7716
81	1.6139	1.6639	1.5888	1.6898	1.5632	1.7164	1.5372	1.7438	1.5109	1.7720
82	1.6164	1.6657	1.5915	1.6913	1.5663	1.7176	1.5406	1.7446	1.5146	1.7724
83	1.6188	1.6675	1.5942	1.6928	1.5693	1.7187	1.5440	1.7454	1.5183	1.7728
84	1.6212	1.6693	1.5969	1.6942	1.5723	1.7199	1.5472	1.7462	1.5219	1.7732
85	1.6235	1.6711	1.5995	1.6957	1.5752	1.7210	1.5505	1.7470	1.5254	1.7736
86	1.6258	1.6728	1.6021	1.6971	1.5780	1.7221	1.5536	1.7478	1.5289	1.7740
87	1.6280	1.6745	1.6046	1.6985	1.5808	1.7232	1.5567	1.7485	1.5322	1.7745
88	1.6302	1.6762	1.6071	1.6999	1.5836	1.7243	1.5597	1.7493	1.5356	1.7749
89	1.6324	1.6778	1.6095	1.7013	1.5863	1.7254	1.5627	1.7501	1.5388	1.7754
90	1.6345	1.6794	1.6119	1.7026	1.5889	1.7264	1.5656	1.7508	1.5420	1.7758
91	1.6366	1.6810	1.6143	1.7040	1.5915	1.7275	1.5685	1.7516	1.5452	1.7763
92	1.6387	1.6826	1.6166	1.7053	1.5941	1.7285	1.5713	1.7523	1.5482	1.7767
93	1.6407	1.6841	1.6188	1.7066	1.5966	1.7295	1.5741	1.7531	1.5513	1.7772
94	1.6427	1.6857	1.6211	1.7078	1.5991	1.7306	1.5768	1.7538	1.5542	1.7776
95	1.6447	1.6872	1.6233	1.7091	1.6015	1.7316	1.5795	1.7546	1.5572	1.7781
96	1.6466	1.6887	1.6254	1.7103	1.6039	1.7326	1.5821	1.7553	1.5600	1.7785
97	1.6485	1.6901	1.6275	1.7116	1.6063	1.7335	1.5847	1.7560	1.5628	1.7790
98	1.6504	1.6916	1.6296	1.7128	1.6086	1.7345	1.5872	1.7567	1.5656	1.7795
99	1.6522	1.6930	1.6317	1.7140	1.6108	1.7355	1.5897	1.7575	1.5683	1.7799
100	1.6540	1.6944	1.6337	1.7152	1.6131	1.7364	1.5922	1.7582	1.5710	1.7804
101	1.6558	1.6958	1.6357	1.7163	1.6153	1.7374	1.5946	1.7589	1.5736	1.7809
102	1.6576	1.6971	1.6376	1.7175	1.6174	1.7383	1.5969	1.7596	1.5762	1.7813
103	1.6593	1.6985	1.6396	1.7186	1.6196	1.7392	1.5993	1.7603	1.5788	1.7818
104	1.6610	1.6998	1.6415	1.7198	1.6217	1.7402	1.6016	1.7610	1.5813	1.7823
105	1.6627	1.7011	1.6433	1.7209	1.6237	1.7411	1.6038	1.7617	1.5837	1.7827
106	1.6644	1.7024	1.6452	1.7220	1.6258	1.7420	1.6061	1.7624	1.5861	1.7832
107	1.6660	1.7037	1.6470	1.7231	1.6277	1.7428	1.6083	1.7631	1.5885	1.7837
108	1.6676	1.7050	1.6488	1.7241	1.6297	1.7437	1.6104	1.7637	1.5909	1.7841
109	1.6692	1.7062	1.6505	1.7252	1.6317	1.7446	1.6125	1.7644	1.5932	1.7846
110	1.6708	1.7074	1.6523	1.7262	1.6336	1.7455	1.6146	1.7651	1.5955	1.7851
111	1.6723	1.7086	1.6540	1.7273	1.6355	1.7463	1.6167	1.7657	1.5977	1.7855
112	1.6738	1.7098	1.6557	1.7283	1.6373	1.7472	1.6187	1.7664	1.5999	1.7860
113	1.6753	1.7110	1.6574	1.7293	1.6391	1.7480	1.6207	1.7670	1.6021	1.7864
114	1.6768	1.7122	1.6590	1.7303	1.6410	1.7488	1.6227	1.7677	1.6042	1.7869
115	1.6783	1.7133	1.6606	1.7313	1.6427	1.7496	1.6246	1.7683	1.6063	1.7874
116	1.6797	1.7145	1.6622	1.7323	1.6445	1.7504	1.6265	1.7690	1.6084	1.7878
117	1.6812	1.7156	1.6638	1.7332	1.6462	1.7512	1.6284	1.7696	1.6105	1.7883
118	1.6826	1.7167	1.6653	1.7342	1.6479	1.7520	1.6303	1.7702	1.6125	1.7887
119	1.6839	1.7178	1.6669	1.7352	1.6496	1.7528	1.6321	1.7709	1.6145	1.7892
120	1.6853	1.7189	1.6684	1.7361	1.6513	1.7536	1.6339	1.7715	1.6164	1.7896
121	1.6867	1.7200	1.6699	1.7370	1.6529	1.7544	1.6357	1.7721	1.6184	1.7901
122	1.6880	1.7210	1.6714	1.7379	1.6545	1.7552	1.6375	1.7727	1.6203	1.7905
123	1.6893	1.7221	1.6728	1.7388	1.6561	1.7559	1.6392	1.7733	1.6222	1.7910
124	1.6906	1.7231	1.6743	1.7397	1.6577	1.7567	1.6409	1.7739	1.6240	1.7914
125	1.6919	1.7241	1.6757	1.7406	1.6592	1.7574	1.6426	1.7745	1.6258	1.7919
126	1.6932	1.7252	1.6771	1.7415	1.6608	1.7582	1.6443	1.7751	1.6276	1.7923
127	1.6944	1.7261	1.6785	1.7424	1.6623	1.7589	1.6460	1.7757	1.6294	1.7928
128	1.6957	1.7271	1.6798	1.7432	1.6638	1.7596	1.6476	1.7763	1.6312	1.7932
129	1.6969	1.7281	1.6812	1.7441	1.6653	1.7603	1.6492	1.7769	1.6329	1.7937
130	1.6981	1.7291	1.6825	1.7449	1.6667	1.7610	1.6508	1.7774	1.6346	1.7941
131	1.6993	1.7301	1.6838	1.7458	1.6682	1.7617	1.6523	1.7780	1.6363	1.7945
132	1.7005	1.7310	1.6851	1.7466	1.6696	1.7624	1.6539	1.7786	1.6380	1.7950
133	1.7017	1.7319	1.6864	1.7474	1.6710	1.7631	1.6554	1.7791	1.6397	1.7954
134	1.7028	1.7329	1.6877	1.7482	1.6724	1.7638	1.6569	1.7797	1.6413	1.7958
135	1.7040	1.7338	1.6889	1.7490	1.6738	1.7645	1.6584	1.7802	1.6429	1.7962
136	1.7051	1.7347	1.6902	1.7498	1.6751	1.7652	1.6599	1.7808	1.6445	1.7967

Tabel Durbin-Watson (DW), $\alpha = 5\%$

n	k=1		k=2		k=3		k=4		k=5	
	dL	dU	dL	dU	dL	dU	dL	dU	dL	dU
137	1.7062	1.7356	1.6914	1.7506	1.6765	1.7659	1.6613	1.7813	1.6461	1.7971
138	1.7073	1.7365	1.6926	1.7514	1.6778	1.7665	1.6628	1.7819	1.6476	1.7975
139	1.7084	1.7374	1.6938	1.7521	1.6791	1.7672	1.6642	1.7824	1.6491	1.7979
140	1.7095	1.7382	1.6950	1.7529	1.6804	1.7678	1.6656	1.7830	1.6507	1.7984
141	1.7106	1.7391	1.6962	1.7537	1.6817	1.7685	1.6670	1.7835	1.6522	1.7988
142	1.7116	1.7400	1.6974	1.7544	1.6829	1.7691	1.6684	1.7840	1.6536	1.7992
143	1.7127	1.7408	1.6985	1.7552	1.6842	1.7697	1.6697	1.7846	1.6551	1.7996
144	1.7137	1.7417	1.6996	1.7559	1.6854	1.7704	1.6710	1.7851	1.6565	1.8000
145	1.7147	1.7425	1.7008	1.7566	1.6866	1.7710	1.6724	1.7856	1.6580	1.8004
146	1.7157	1.7433	1.7019	1.7574	1.6878	1.7716	1.6737	1.7861	1.6594	1.8008
147	1.7167	1.7441	1.7030	1.7581	1.6890	1.7722	1.6750	1.7866	1.6608	1.8012
148	1.7177	1.7449	1.7041	1.7588	1.6902	1.7729	1.6762	1.7871	1.6622	1.8016
149	1.7187	1.7457	1.7051	1.7595	1.6914	1.7735	1.6775	1.7876	1.6635	1.8020
150	1.7197	1.7465	1.7062	1.7602	1.6926	1.7741	1.6788	1.7881	1.6649	1.8024
151	1.7207	1.7473	1.7072	1.7609	1.6937	1.7747	1.6800	1.7886	1.6662	1.8028
152	1.7216	1.7481	1.7083	1.7616	1.6948	1.7752	1.6812	1.7891	1.6675	1.8032
153	1.7226	1.7488	1.7093	1.7622	1.6959	1.7758	1.6824	1.7896	1.6688	1.8036
154	1.7235	1.7496	1.7103	1.7629	1.6971	1.7764	1.6836	1.7901	1.6701	1.8040
155	1.7244	1.7504	1.7114	1.7636	1.6982	1.7770	1.6848	1.7906	1.6714	1.8044
156	1.7253	1.7511	1.7123	1.7642	1.6992	1.7776	1.6860	1.7911	1.6727	1.8048
157	1.7262	1.7519	1.7133	1.7649	1.7003	1.7781	1.6872	1.7915	1.6739	1.8052
158	1.7271	1.7526	1.7143	1.7656	1.7014	1.7787	1.6883	1.7920	1.6751	1.8055
159	1.7280	1.7533	1.7153	1.7662	1.7024	1.7792	1.6895	1.7925	1.6764	1.8059
160	1.7289	1.7541	1.7163	1.7668	1.7035	1.7798	1.6906	1.7930	1.6776	1.8063
161	1.7298	1.7548	1.7172	1.7675	1.7045	1.7804	1.6917	1.7934	1.6788	1.8067
162	1.7306	1.7555	1.7182	1.7681	1.7055	1.7809	1.6928	1.7939	1.6800	1.8070
163	1.7315	1.7562	1.7191	1.7687	1.7066	1.7814	1.6939	1.7943	1.6811	1.8074
164	1.7324	1.7569	1.7200	1.7693	1.7075	1.7820	1.6950	1.7948	1.6823	1.8078
165	1.7332	1.7576	1.7209	1.7700	1.7085	1.7825	1.6960	1.7953	1.6834	1.8082
166	1.7340	1.7582	1.7218	1.7706	1.7095	1.7831	1.6971	1.7957	1.6846	1.8085
167	1.7348	1.7589	1.7227	1.7712	1.7105	1.7836	1.6982	1.7961	1.6857	1.8089
168	1.7357	1.7596	1.7236	1.7718	1.7115	1.7841	1.6992	1.7966	1.6868	1.8092
169	1.7365	1.7603	1.7245	1.7724	1.7124	1.7846	1.7002	1.7970	1.6879	1.8096
170	1.7373	1.7609	1.7254	1.7730	1.7134	1.7851	1.7012	1.7975	1.6890	1.8100
171	1.7381	1.7616	1.7262	1.7735	1.7143	1.7856	1.7023	1.7979	1.6901	1.8103
172	1.7389	1.7622	1.7271	1.7741	1.7152	1.7861	1.7033	1.7983	1.6912	1.8107
173	1.7396	1.7629	1.7279	1.7747	1.7162	1.7866	1.7042	1.7988	1.6922	1.8110
174	1.7404	1.7635	1.7288	1.7753	1.7171	1.7872	1.7052	1.7992	1.6933	1.8114
175	1.7412	1.7642	1.7296	1.7758	1.7180	1.7877	1.7062	1.7996	1.6943	1.8117
176	1.7420	1.7648	1.7305	1.7764	1.7189	1.7881	1.7072	1.8000	1.6954	1.8121
177	1.7427	1.7654	1.7313	1.7769	1.7197	1.7886	1.7081	1.8005	1.6964	1.8124
178	1.7435	1.7660	1.7321	1.7775	1.7206	1.7891	1.7091	1.8009	1.6974	1.8128
179	1.7442	1.7667	1.7329	1.7780	1.7215	1.7896	1.7100	1.8013	1.6984	1.8131
180	1.7449	1.7673	1.7337	1.7786	1.7224	1.7901	1.7109	1.8017	1.6994	1.8135
181	1.7457	1.7679	1.7345	1.7791	1.7232	1.7906	1.7118	1.8021	1.7004	1.8138
182	1.7464	1.7685	1.7353	1.7797	1.7241	1.7910	1.7128	1.8025	1.7014	1.8141
183	1.7471	1.7691	1.7360	1.7802	1.7249	1.7915	1.7137	1.8029	1.7023	1.8145
184	1.7478	1.7697	1.7368	1.7807	1.7257	1.7920	1.7146	1.8033	1.7033	1.8148
185	1.7485	1.7702	1.7376	1.7813	1.7266	1.7924	1.7155	1.8037	1.7042	1.8151
186	1.7492	1.7708	1.7384	1.7818	1.7274	1.7929	1.7163	1.8041	1.7052	1.8155
187	1.7499	1.7714	1.7391	1.7823	1.7282	1.7933	1.7172	1.8045	1.7061	1.8158
188	1.7506	1.7720	1.7398	1.7828	1.7290	1.7938	1.7181	1.8049	1.7070	1.8161
189	1.7513	1.7725	1.7406	1.7833	1.7298	1.7942	1.7189	1.8053	1.7080	1.8165
190	1.7520	1.7731	1.7413	1.7838	1.7306	1.7947	1.7198	1.8057	1.7089	1.8168
191	1.7526	1.7737	1.7420	1.7843	1.7314	1.7951	1.7206	1.8061	1.7098	1.8171
192	1.7533	1.7742	1.7428	1.7848	1.7322	1.7956	1.7215	1.8064	1.7107	1.8174
193	1.7540	1.7748	1.7435	1.7853	1.7329	1.7960	1.7223	1.8068	1.7116	1.8178
194	1.7546	1.7753	1.7442	1.7858	1.7337	1.7965	1.7231	1.8072	1.7124	1.8181
195	1.7553	1.7759	1.7449	1.7863	1.7345	1.7969	1.7239	1.8076	1.7133	1.8184
196	1.7559	1.7764	1.7456	1.7868	1.7352	1.7973	1.7247	1.8079	1.7142	1.8187
197	1.7566	1.7769	1.7463	1.7873	1.7360	1.7977	1.7255	1.8083	1.7150	1.8190
198	1.7572	1.7775	1.7470	1.7878	1.7367	1.7982	1.7263	1.8087	1.7159	1.8193
199	1.7578	1.7780	1.7477	1.7882	1.7374	1.7986	1.7271	1.8091	1.7167	1.8196
200	1.7584	1.7785	1.7483	1.7887	1.7382	1.7990	1.7279	1.8094	1.7176	1.8199

Tabel Durbin-Watson (DW), $\alpha = 5\%$

n	k=6		k=7		k=8		k=9		k=10	
	dL	dU	dL	dU	dL	dU	dL	dU	dL	dU
11	0.2025	3.0045								
12	0.2681	2.8320	0.1714	3.1494						
13	0.3278	2.6920	0.2305	2.9851	0.1469	3.2658				
14	0.3890	2.5716	0.2856	2.8477	0.2001	3.1112	0.1273	3.3604		
15	0.4471	2.4715	0.3429	2.7270	0.2509	2.9787	0.1753	3.2160	0.1113	3.4382
16	0.5022	2.3881	0.3981	2.6241	0.3043	2.8601	0.2221	3.0895	0.1548	3.3039
17	0.5542	2.3176	0.4511	2.5366	0.3564	2.7569	0.2718	2.9746	0.1978	3.1840
18	0.6030	2.2575	0.5016	2.4612	0.4070	2.6675	0.3208	2.8727	0.2441	3.0735
19	0.6487	2.2061	0.5494	2.3960	0.4557	2.5894	0.3689	2.7831	0.2901	2.9740
20	0.6915	2.1619	0.5945	2.3394	0.5022	2.5208	0.4156	2.7037	0.3357	2.8854
21	0.7315	2.1236	0.6371	2.2899	0.5465	2.4605	0.4606	2.6332	0.3804	2.8059
22	0.7690	2.0902	0.6772	2.2465	0.5884	2.4072	0.5036	2.5705	0.4236	2.7345
23	0.8041	2.0609	0.7149	2.2082	0.6282	2.3599	0.5448	2.5145	0.4654	2.6704
24	0.8371	2.0352	0.7505	2.1743	0.6659	2.3177	0.5840	2.4643	0.5055	2.6126
25	0.8680	2.0125	0.7840	2.1441	0.7015	2.2801	0.6213	2.4192	0.5440	2.5604
26	0.8972	1.9924	0.8156	2.1172	0.7353	2.2463	0.6568	2.3786	0.5808	2.5132
27	0.9246	1.9745	0.8455	2.0931	0.7673	2.2159	0.6906	2.3419	0.6159	2.4703
28	0.9505	1.9585	0.8737	2.0715	0.7975	2.1884	0.7227	2.3086	0.6495	2.4312
29	0.9750	1.9442	0.9004	2.0520	0.8263	2.1636	0.7532	2.2784	0.6815	2.3956
30	0.9982	1.9313	0.9256	2.0343	0.8535	2.1410	0.7822	2.2508	0.7120	2.3631
31	1.0201	1.9198	0.9496	2.0183	0.8794	2.1205	0.8098	2.2256	0.7412	2.3332
32	1.0409	1.9093	0.9724	2.0038	0.9040	2.1017	0.8361	2.2026	0.7690	2.3058
33	1.0607	1.8999	0.9940	1.9906	0.9274	2.0846	0.8612	2.1814	0.7955	2.2806
34	1.0794	1.8913	1.0146	1.9785	0.9497	2.0688	0.8851	2.1619	0.8209	2.2574
35	1.0974	1.8835	1.0342	1.9674	0.9710	2.0544	0.9079	2.1440	0.8452	2.2359
36	1.1144	1.8764	1.0529	1.9573	0.9913	2.0410	0.9297	2.1274	0.8684	2.2159
37	1.1307	1.8700	1.0708	1.9480	1.0107	2.0288	0.9505	2.1120	0.8906	2.1975
38	1.1463	1.8641	1.0879	1.9394	1.0292	2.0174	0.9705	2.0978	0.9118	2.1803
39	1.1612	1.8587	1.1042	1.9315	1.0469	2.0069	0.9895	2.0846	0.9322	2.1644
40	1.1754	1.8538	1.1198	1.9243	1.0639	1.9972	1.0078	2.0723	0.9517	2.1495
41	1.1891	1.8493	1.1348	1.9175	1.0802	1.9881	1.0254	2.0609	0.9705	2.1356
42	1.2022	1.8451	1.1492	1.9113	1.0958	1.9797	1.0422	2.0502	0.9885	2.1226
43	1.2148	1.8413	1.1630	1.9055	1.1108	1.9719	1.0584	2.0403	1.0058	2.1105
44	1.2269	1.8378	1.1762	1.9002	1.1252	1.9646	1.0739	2.0310	1.0225	2.0991
45	1.2385	1.8346	1.1890	1.8952	1.1391	1.9578	1.0889	2.0222	1.0385	2.0884
46	1.2497	1.8317	1.2013	1.8906	1.1524	1.9514	1.1033	2.0140	1.0539	2.0783
47	1.2605	1.8290	1.2131	1.8863	1.1653	1.9455	1.1171	2.0064	1.0687	2.0689
48	1.2709	1.8265	1.2245	1.8823	1.1776	1.9399	1.1305	1.9992	1.0831	2.0600
49	1.2809	1.8242	1.2355	1.8785	1.1896	1.9346	1.1434	1.9924	1.0969	2.0516
50	1.2906	1.8220	1.2461	1.8750	1.2011	1.9297	1.1558	1.9860	1.1102	2.0437
51	1.3000	1.8201	1.2563	1.8718	1.2122	1.9251	1.1678	1.9799	1.1231	2.0362
52	1.3090	1.8183	1.2662	1.8687	1.2230	1.9208	1.1794	1.9743	1.1355	2.0291
53	1.3177	1.8166	1.2758	1.8659	1.2334	1.9167	1.1906	1.9689	1.1476	2.0224
54	1.3262	1.8151	1.2851	1.8632	1.2435	1.9128	1.2015	1.9638	1.1592	2.0161
55	1.3344	1.8137	1.2940	1.8607	1.2532	1.9092	1.2120	1.9590	1.1705	2.0101
56	1.3424	1.8124	1.3027	1.8584	1.2626	1.9058	1.2222	1.9545	1.1814	2.0044
57	1.3501	1.8112	1.3111	1.8562	1.2718	1.9026	1.2320	1.9502	1.1920	1.9990
58	1.3576	1.8101	1.3193	1.8542	1.2806	1.8995	1.2416	1.9461	1.2022	1.9938
59	1.3648	1.8091	1.3272	1.8523	1.2892	1.8967	1.2509	1.9422	1.2122	1.9889
60	1.3719	1.8082	1.3349	1.8505	1.2976	1.8939	1.2599	1.9386	1.2218	1.9843
61	1.3787	1.8073	1.3424	1.8488	1.3057	1.8914	1.2686	1.9351	1.2312	1.9798
62	1.3854	1.8066	1.3497	1.8472	1.3136	1.8889	1.2771	1.9318	1.2403	1.9756
63	1.3918	1.8058	1.3567	1.8457	1.3212	1.8866	1.2853	1.9286	1.2492	1.9716
64	1.3981	1.8052	1.3636	1.8443	1.3287	1.8844	1.2934	1.9256	1.2578	1.9678
65	1.4043	1.8046	1.3703	1.8430	1.3359	1.8824	1.3012	1.9228	1.2661	1.9641
66	1.4102	1.8041	1.3768	1.8418	1.3429	1.8804	1.3087	1.9200	1.2742	1.9606
67	1.4160	1.8036	1.3831	1.8406	1.3498	1.8786	1.3161	1.9174	1.2822	1.9572
68	1.4217	1.8032	1.3893	1.8395	1.3565	1.8768	1.3233	1.9150	1.2899	1.9540
69	1.4272	1.8028	1.3953	1.8385	1.3630	1.8751	1.3303	1.9126	1.2974	1.9510
70	1.4326	1.8025	1.4012	1.8375	1.3693	1.8735	1.3372	1.9104	1.3047	1.9481
71	1.4379	1.8021	1.4069	1.8366	1.3755	1.8720	1.3438	1.9082	1.3118	1.9452
72	1.4430	1.8019	1.4125	1.8358	1.3815	1.8706	1.3503	1.9062	1.3188	1.9426
73	1.4480	1.8016	1.4179	1.8350	1.3874	1.8692	1.3566	1.9042	1.3256	1.9400
74	1.4529	1.8014	1.4232	1.8343	1.3932	1.8679	1.3628	1.9024	1.3322	1.9375
75	1.4577	1.8013	1.4284	1.8336	1.3988	1.8667	1.3688	1.9006	1.3386	1.9352

Tabel Durbin-Watson (DW), $\alpha = 5\%$

n	k=6		k=7		k=8		k=9		k=10	
	dL	dU	dL	dU	dL	dU	dL	dU	dL	dU
76	1.4623	1.8011	1.4335	1.8330	1.4043	1.8655	1.3747	1.8989	1.3449	1.9329
77	1.4669	1.8010	1.4384	1.8324	1.4096	1.8644	1.3805	1.8972	1.3511	1.9307
78	1.4714	1.8009	1.4433	1.8318	1.4148	1.8634	1.3861	1.8957	1.3571	1.9286
79	1.4757	1.8009	1.4480	1.8313	1.4199	1.8624	1.3916	1.8942	1.3630	1.9266
80	1.4800	1.8008	1.4526	1.8308	1.4250	1.8614	1.3970	1.8927	1.3687	1.9247
81	1.4842	1.8008	1.4572	1.8303	1.4298	1.8605	1.4022	1.8914	1.3743	1.9228
82	1.4883	1.8008	1.4616	1.8299	1.4346	1.8596	1.4074	1.8900	1.3798	1.9211
83	1.4923	1.8008	1.4659	1.8295	1.4393	1.8588	1.4124	1.8888	1.3852	1.9193
84	1.4962	1.8008	1.4702	1.8291	1.4439	1.8580	1.4173	1.8876	1.3905	1.9177
85	1.5000	1.8009	1.4743	1.8288	1.4484	1.8573	1.4221	1.8864	1.3956	1.9161
86	1.5038	1.8010	1.4784	1.8285	1.4528	1.8566	1.4268	1.8853	1.4007	1.9146
87	1.5075	1.8010	1.4824	1.8282	1.4571	1.8559	1.4315	1.8842	1.4056	1.9131
88	1.5111	1.8011	1.4863	1.8279	1.4613	1.8553	1.4360	1.8832	1.4104	1.9117
89	1.5147	1.8012	1.4902	1.8277	1.4654	1.8547	1.4404	1.8822	1.4152	1.9103
90	1.5181	1.8014	1.4939	1.8275	1.4695	1.8541	1.4448	1.8813	1.4198	1.9090
91	1.5215	1.8015	1.4976	1.8273	1.4735	1.8536	1.4490	1.8804	1.4244	1.9077
92	1.5249	1.8016	1.5013	1.8271	1.4774	1.8530	1.4532	1.8795	1.4288	1.9065
93	1.5282	1.8018	1.5048	1.8269	1.4812	1.8526	1.4573	1.8787	1.4332	1.9053
94	1.5314	1.8019	1.5083	1.8268	1.4849	1.8521	1.4613	1.8779	1.4375	1.9042
95	1.5346	1.8021	1.5117	1.8266	1.4886	1.8516	1.4653	1.8772	1.4417	1.9031
96	1.5377	1.8023	1.5151	1.8265	1.4922	1.8512	1.4691	1.8764	1.4458	1.9021
97	1.5407	1.8025	1.5184	1.8264	1.4958	1.8508	1.4729	1.8757	1.4499	1.9011
98	1.5437	1.8027	1.5216	1.8263	1.4993	1.8505	1.4767	1.8750	1.4539	1.9001
99	1.5467	1.8029	1.5248	1.8263	1.5027	1.8501	1.4803	1.8744	1.4578	1.8991
100	1.5496	1.8031	1.5279	1.8262	1.5060	1.8498	1.4839	1.8738	1.4616	1.8982
101	1.5524	1.8033	1.5310	1.8261	1.5093	1.8495	1.4875	1.8732	1.4654	1.8973
102	1.5552	1.8035	1.5340	1.8261	1.5126	1.8491	1.4909	1.8726	1.4691	1.8965
103	1.5580	1.8037	1.5370	1.8261	1.5158	1.8489	1.4944	1.8721	1.4727	1.8956
104	1.5607	1.8040	1.5399	1.8261	1.5189	1.8486	1.4977	1.8715	1.4763	1.8948
105	1.5634	1.8042	1.5428	1.8261	1.5220	1.8483	1.5010	1.8710	1.4798	1.8941
106	1.5660	1.8044	1.5456	1.8261	1.5250	1.8481	1.5043	1.8705	1.4833	1.8933
107	1.5686	1.8047	1.5484	1.8261	1.5280	1.8479	1.5074	1.8701	1.4867	1.8926
108	1.5711	1.8049	1.5511	1.8261	1.5310	1.8477	1.5106	1.8696	1.4900	1.8919
109	1.5736	1.8052	1.5538	1.8261	1.5338	1.8475	1.5137	1.8692	1.4933	1.8913
110	1.5761	1.8054	1.5565	1.8262	1.5367	1.8473	1.5167	1.8688	1.4965	1.8906
111	1.5785	1.8057	1.5591	1.8262	1.5395	1.8471	1.5197	1.8684	1.4997	1.8900
112	1.5809	1.8060	1.5616	1.8263	1.5422	1.8470	1.5226	1.8680	1.5028	1.8894
113	1.5832	1.8062	1.5642	1.8264	1.5449	1.8468	1.5255	1.8676	1.5059	1.8888
114	1.5855	1.8065	1.5667	1.8264	1.5476	1.8467	1.5284	1.8673	1.5089	1.8882
115	1.5878	1.8068	1.5691	1.8265	1.5502	1.8466	1.5312	1.8670	1.5119	1.8877
116	1.5901	1.8070	1.5715	1.8266	1.5528	1.8465	1.5339	1.8667	1.5148	1.8872
117	1.5923	1.8073	1.5739	1.8267	1.5554	1.8463	1.5366	1.8663	1.5177	1.8867
118	1.5945	1.8076	1.5763	1.8268	1.5579	1.8463	1.5393	1.8661	1.5206	1.8862
119	1.5966	1.8079	1.5786	1.8269	1.5603	1.8462	1.5420	1.8658	1.5234	1.8857
120	1.5987	1.8082	1.5808	1.8270	1.5628	1.8461	1.5445	1.8655	1.5262	1.8852
121	1.6008	1.8084	1.5831	1.8271	1.5652	1.8460	1.5471	1.8653	1.5289	1.8848
122	1.6029	1.8087	1.5853	1.8272	1.5675	1.8459	1.5496	1.8650	1.5316	1.8844
123	1.6049	1.8090	1.5875	1.8273	1.5699	1.8459	1.5521	1.8648	1.5342	1.8839
124	1.6069	1.8093	1.5896	1.8274	1.5722	1.8458	1.5546	1.8646	1.5368	1.8835
125	1.6089	1.8096	1.5917	1.8276	1.5744	1.8458	1.5570	1.8644	1.5394	1.8832
126	1.6108	1.8099	1.5938	1.8277	1.5767	1.8458	1.5594	1.8641	1.5419	1.8828
127	1.6127	1.8102	1.5959	1.8278	1.5789	1.8458	1.5617	1.8639	1.5444	1.8824
128	1.6146	1.8105	1.5979	1.8280	1.5811	1.8457	1.5640	1.8638	1.5468	1.8821
129	1.6165	1.8107	1.5999	1.8281	1.5832	1.8457	1.5663	1.8636	1.5493	1.8817
130	1.6184	1.8110	1.6019	1.8282	1.5853	1.8457	1.5686	1.8634	1.5517	1.8814
131	1.6202	1.8113	1.6039	1.8284	1.5874	1.8457	1.5708	1.8633	1.5540	1.8811
132	1.6220	1.8116	1.6058	1.8285	1.5895	1.8457	1.5730	1.8631	1.5564	1.8808
133	1.6238	1.8119	1.6077	1.8287	1.5915	1.8457	1.5751	1.8630	1.5586	1.8805
134	1.6255	1.8122	1.6096	1.8288	1.5935	1.8457	1.5773	1.8629	1.5609	1.8802
135	1.6272	1.8125	1.6114	1.8290	1.5955	1.8457	1.5794	1.8627	1.5632	1.8799
136	1.6289	1.8128	1.6133	1.8292	1.5974	1.8458	1.5815	1.8626	1.5654	1.8797
137	1.6306	1.8131	1.6151	1.8293	1.5994	1.8458	1.5835	1.8625	1.5675	1.8794
138	1.6323	1.8134	1.6169	1.8295	1.6013	1.8458	1.5855	1.8624	1.5697	1.8792
139	1.6340	1.8137	1.6186	1.8297	1.6031	1.8459	1.5875	1.8623	1.5718	1.8789
140	1.6356	1.8140	1.6204	1.8298	1.6050	1.8459	1.5895	1.8622	1.5739	1.8787
141	1.6372	1.8143	1.6221	1.8300	1.6068	1.8459	1.5915	1.8621	1.5760	1.8785

Tabel Durbin-Watson (DW), $\alpha = 5\%$

n	k=6		k=7		k=8		k=9		k=10	
	dL	dU	dL	dU	dL	dU	dL	dU	dL	dU
142	1.6388	1.8146	1.6238	1.8302	1.6087	1.8460	1.5934	1.8620	1.5780	1.8783
143	1.6403	1.8149	1.6255	1.8303	1.6104	1.8460	1.5953	1.8619	1.5800	1.8781
144	1.6419	1.8151	1.6271	1.8305	1.6122	1.8461	1.5972	1.8619	1.5820	1.8779
145	1.6434	1.8154	1.6288	1.8307	1.6140	1.8462	1.5990	1.8618	1.5840	1.8777
146	1.6449	1.8157	1.6304	1.8309	1.6157	1.8462	1.6009	1.8618	1.5859	1.8775
147	1.6464	1.8160	1.6320	1.8310	1.6174	1.8463	1.6027	1.8617	1.5878	1.8773
148	1.6479	1.8163	1.6336	1.8312	1.6191	1.8463	1.6045	1.8617	1.5897	1.8772
149	1.6494	1.8166	1.6351	1.8314	1.6207	1.8464	1.6062	1.8616	1.5916	1.8770
150	1.6508	1.8169	1.6367	1.8316	1.6224	1.8465	1.6080	1.8616	1.5935	1.8768
151	1.6523	1.8172	1.6382	1.8318	1.6240	1.8466	1.6097	1.8615	1.5953	1.8767
152	1.6537	1.8175	1.6397	1.8320	1.6256	1.8466	1.6114	1.8615	1.5971	1.8765
153	1.6551	1.8178	1.6412	1.8322	1.6272	1.8467	1.6131	1.8615	1.5989	1.8764
154	1.6565	1.8181	1.6427	1.8323	1.6288	1.8468	1.6148	1.8614	1.6007	1.8763
155	1.6578	1.8184	1.6441	1.8325	1.6303	1.8469	1.6164	1.8614	1.6024	1.8761
156	1.6592	1.8186	1.6456	1.8327	1.6319	1.8470	1.6181	1.8614	1.6041	1.8760
157	1.6605	1.8189	1.6470	1.8329	1.6334	1.8471	1.6197	1.8614	1.6058	1.8759
158	1.6618	1.8192	1.6484	1.8331	1.6349	1.8472	1.6213	1.8614	1.6075	1.8758
159	1.6631	1.8195	1.6498	1.8333	1.6364	1.8472	1.6229	1.8614	1.6092	1.8757
160	1.6644	1.8198	1.6512	1.8335	1.6379	1.8473	1.6244	1.8614	1.6108	1.8756
161	1.6657	1.8201	1.6526	1.8337	1.6393	1.8474	1.6260	1.8614	1.6125	1.8755
162	1.6670	1.8204	1.6539	1.8339	1.6408	1.8475	1.6275	1.8614	1.6141	1.8754
163	1.6683	1.8207	1.6553	1.8341	1.6422	1.8476	1.6290	1.8614	1.6157	1.8753
164	1.6695	1.8209	1.6566	1.8343	1.6436	1.8478	1.6305	1.8614	1.6173	1.8752
165	1.6707	1.8212	1.6579	1.8345	1.6450	1.8479	1.6320	1.8614	1.6188	1.8751
166	1.6720	1.8215	1.6592	1.8346	1.6464	1.8480	1.6334	1.8614	1.6204	1.8751
167	1.6732	1.8218	1.6605	1.8348	1.6477	1.8481	1.6349	1.8615	1.6219	1.8750
168	1.6743	1.8221	1.6618	1.8350	1.6491	1.8482	1.6363	1.8615	1.6234	1.8749
169	1.6755	1.8223	1.6630	1.8352	1.6504	1.8483	1.6377	1.8615	1.6249	1.8748
170	1.6767	1.8226	1.6643	1.8354	1.6517	1.8484	1.6391	1.8615	1.6264	1.8748
171	1.6779	1.8229	1.6655	1.8356	1.6531	1.8485	1.6405	1.8615	1.6279	1.8747
172	1.6790	1.8232	1.6667	1.8358	1.6544	1.8486	1.6419	1.8616	1.6293	1.8747
173	1.6801	1.8235	1.6679	1.8360	1.6556	1.8487	1.6433	1.8616	1.6308	1.8746
174	1.6813	1.8237	1.6691	1.8362	1.6569	1.8489	1.6446	1.8617	1.6322	1.8746
175	1.6824	1.8240	1.6703	1.8364	1.6582	1.8490	1.6459	1.8617	1.6336	1.8745
176	1.6835	1.8243	1.6715	1.8366	1.6594	1.8491	1.6472	1.8617	1.6350	1.8745
177	1.6846	1.8246	1.6727	1.8368	1.6606	1.8492	1.6486	1.8618	1.6364	1.8744
178	1.6857	1.8248	1.6738	1.8370	1.6619	1.8493	1.6499	1.8618	1.6377	1.8744
179	1.6867	1.8251	1.6750	1.8372	1.6631	1.8495	1.6511	1.8618	1.6391	1.8744
180	1.6878	1.8254	1.6761	1.8374	1.6643	1.8496	1.6524	1.8619	1.6404	1.8744
181	1.6888	1.8256	1.6772	1.8376	1.6655	1.8497	1.6537	1.8619	1.6418	1.8743
182	1.6899	1.8259	1.6783	1.8378	1.6667	1.8498	1.6549	1.8620	1.6431	1.8743
183	1.6909	1.8262	1.6794	1.8380	1.6678	1.8500	1.6561	1.8621	1.6444	1.8743
184	1.6919	1.8264	1.6805	1.8382	1.6690	1.8501	1.6574	1.8621	1.6457	1.8743
185	1.6930	1.8267	1.6816	1.8384	1.6701	1.8502	1.6586	1.8622	1.6469	1.8742
186	1.6940	1.8270	1.6826	1.8386	1.6712	1.8503	1.6598	1.8622	1.6482	1.8742
187	1.6950	1.8272	1.6837	1.8388	1.6724	1.8505	1.6610	1.8623	1.6495	1.8742
188	1.6959	1.8275	1.6848	1.8390	1.6735	1.8506	1.6621	1.8623	1.6507	1.8742
189	1.6969	1.8278	1.6858	1.8392	1.6746	1.8507	1.6633	1.8624	1.6519	1.8742
190	1.6979	1.8280	1.6868	1.8394	1.6757	1.8509	1.6644	1.8625	1.6531	1.8742
191	1.6988	1.8283	1.6878	1.8396	1.6768	1.8510	1.6656	1.8625	1.6543	1.8742
192	1.6998	1.8285	1.6889	1.8398	1.6778	1.8511	1.6667	1.8626	1.6555	1.8742
193	1.7007	1.8288	1.6899	1.8400	1.6789	1.8513	1.6678	1.8627	1.6567	1.8742
194	1.7017	1.8291	1.6909	1.8402	1.6799	1.8514	1.6690	1.8627	1.6579	1.8742
195	1.7026	1.8293	1.6918	1.8404	1.6810	1.8515	1.6701	1.8628	1.6591	1.8742
196	1.7035	1.8296	1.6928	1.8406	1.6820	1.8516	1.6712	1.8629	1.6602	1.8742
197	1.7044	1.8298	1.6938	1.8407	1.6831	1.8518	1.6722	1.8629	1.6614	1.8742
198	1.7053	1.8301	1.6947	1.8409	1.6841	1.8519	1.6733	1.8630	1.6625	1.8742
199	1.7062	1.8303	1.6957	1.8411	1.6851	1.8521	1.6744	1.8631	1.6636	1.8742
200	1.7071	1.8306	1.6966	1.8413	1.6861	1.8522	1.6754	1.8632	1.6647	1.8742

Tabel Durbin-Watson (DW), $\alpha = 5\%$

n	k=11		k=12		k=13		k=14		k=15	
	dL	dU	dL	dU	dL	dU	dL	dU	dL	dU
16	0.0981	3.5029								
17	0.1376	3.3782	0.0871	3.5572						
18	0.1773	3.2650	0.1232	3.4414	0.0779	3.6032				
19	0.2203	3.1593	0.1598	3.3348	0.1108	3.4957	0.0700	3.6424		
20	0.2635	3.0629	0.1998	3.2342	0.1447	3.3954	0.1002	3.5425	0.0633	3.6762
21	0.3067	2.9760	0.2403	3.1413	0.1820	3.2998	0.1317	3.4483	0.0911	3.5832
22	0.3493	2.8973	0.2812	3.0566	0.2200	3.2106	0.1664	3.3576	0.1203	3.4946
23	0.3908	2.8259	0.3217	2.9792	0.2587	3.1285	0.2022	3.2722	0.1527	3.4087
24	0.4312	2.7611	0.3616	2.9084	0.2972	3.0528	0.2387	3.1929	0.1864	3.3270
25	0.4702	2.7023	0.4005	2.8436	0.3354	2.9830	0.2754	3.1191	0.2209	3.2506
26	0.5078	2.6488	0.4383	2.7844	0.3728	2.9187	0.3118	3.0507	0.2558	3.1790
27	0.5439	2.6000	0.4748	2.7301	0.4093	2.8595	0.3478	2.9872	0.2906	3.1122
28	0.5785	2.5554	0.5101	2.6803	0.4449	2.8049	0.3831	2.9284	0.3252	3.0498
29	0.6117	2.5146	0.5441	2.6345	0.4793	2.7545	0.4175	2.8738	0.3592	2.9916
30	0.6435	2.4771	0.5769	2.5923	0.5126	2.7079	0.4511	2.8232	0.3926	2.9374
31	0.6739	2.4427	0.6083	2.5535	0.5447	2.6648	0.4836	2.7762	0.4251	2.8868
32	0.7030	2.4110	0.6385	2.5176	0.5757	2.6249	0.5151	2.7325	0.4569	2.8396
33	0.7309	2.3818	0.6675	2.4844	0.6056	2.5879	0.5456	2.6918	0.4877	2.7956
34	0.7576	2.3547	0.6953	2.4536	0.6343	2.5535	0.5750	2.6539	0.5176	2.7544
35	0.7831	2.3297	0.7220	2.4250	0.6620	2.5215	0.6035	2.6186	0.5466	2.7159
36	0.8076	2.3064	0.7476	2.3984	0.6886	2.4916	0.6309	2.5856	0.5746	2.6799
37	0.8311	2.2848	0.7722	2.3737	0.7142	2.4638	0.6573	2.5547	0.6018	2.6461
38	0.8536	2.2647	0.7958	2.3506	0.7389	2.4378	0.6828	2.5258	0.6280	2.6144
39	0.8751	2.2459	0.8185	2.3290	0.7626	2.4134	0.7074	2.4987	0.6533	2.5847
40	0.8959	2.2284	0.8404	2.3089	0.7854	2.3906	0.7312	2.4733	0.6778	2.5567
41	0.9158	2.2120	0.8613	2.2900	0.8074	2.3692	0.7540	2.4494	0.7015	2.5304
42	0.9349	2.1967	0.8815	2.2723	0.8285	2.3491	0.7761	2.4269	0.7243	2.5056
43	0.9533	2.1823	0.9009	2.2556	0.8489	2.3302	0.7973	2.4058	0.7464	2.4822
44	0.9710	2.1688	0.9196	2.2400	0.8686	2.3124	0.8179	2.3858	0.7677	2.4601
45	0.9880	2.1561	0.9377	2.2252	0.8875	2.2956	0.8377	2.3670	0.7883	2.4392
46	1.0044	2.1442	0.9550	2.2113	0.9058	2.2797	0.8568	2.3492	0.8083	2.4195
47	1.0203	2.1329	0.9718	2.1982	0.9234	2.2648	0.8753	2.3324	0.8275	2.4008
48	1.0355	2.1223	0.9879	2.1859	0.9405	2.2506	0.8931	2.3164	0.8461	2.3831
49	1.0502	2.1122	1.0035	2.1742	0.9569	2.2372	0.9104	2.3013	0.8642	2.3663
50	1.0645	2.1028	1.0186	2.1631	0.9728	2.2245	0.9271	2.2870	0.8816	2.3503
51	1.0782	2.0938	1.0332	2.1526	0.9882	2.2125	0.9432	2.2734	0.8985	2.3352
52	1.0915	2.0853	1.0473	2.1426	1.0030	2.2011	0.9589	2.2605	0.9148	2.3207
53	1.1043	2.0772	1.0609	2.1332	1.0174	2.1902	0.9740	2.2482	0.9307	2.3070
54	1.1167	2.0696	1.0741	2.1242	1.0314	2.1799	0.9886	2.2365	0.9460	2.2939
55	1.1288	2.0623	1.0869	2.1157	1.0449	2.1700	1.0028	2.2253	0.9609	2.2815
56	1.1404	2.0554	1.0992	2.1076	1.0579	2.1607	1.0166	2.2147	0.9753	2.2696
57	1.1517	2.0489	1.1112	2.0998	1.0706	2.1518	1.0299	2.2046	0.9893	2.2582
58	1.1626	2.0426	1.1228	2.0925	1.0829	2.1432	1.0429	2.1949	1.0029	2.2474
59	1.1733	2.0367	1.1341	2.0854	1.0948	2.1351	1.0555	2.1856	1.0161	2.2370
60	1.1835	2.0310	1.1451	2.0787	1.1064	2.1273	1.0676	2.1768	1.0289	2.2271
61	1.1936	2.0256	1.1557	2.0723	1.1176	2.1199	1.0795	2.1684	1.0413	2.2176
62	1.2033	2.0204	1.1660	2.0662	1.1286	2.1128	1.0910	2.1603	1.0534	2.2084
63	1.2127	2.0155	1.1760	2.0604	1.1392	2.1060	1.1022	2.1525	1.0651	2.1997
64	1.2219	2.0108	1.1858	2.0548	1.1495	2.0995	1.1131	2.1451	1.0766	2.1913
65	1.2308	2.0063	1.1953	2.0494	1.1595	2.0933	1.1236	2.1380	1.0877	2.1833
66	1.2395	2.0020	1.2045	2.0443	1.1693	2.0873	1.1339	2.1311	1.0985	2.1756
67	1.2479	1.9979	1.2135	2.0393	1.1788	2.0816	1.1440	2.1245	1.1090	2.1682
68	1.2561	1.9939	1.2222	2.0346	1.1880	2.0761	1.1537	2.1182	1.1193	2.1611
69	1.2642	1.9901	1.2307	2.0301	1.1970	2.0708	1.1632	2.1122	1.1293	2.1542
70	1.2720	1.9865	1.2390	2.0257	1.2058	2.0657	1.1725	2.1063	1.1390	2.1476
71	1.2796	1.9830	1.2471	2.0216	1.2144	2.0608	1.1815	2.1007	1.1485	2.1413
72	1.2870	1.9797	1.2550	2.0176	1.2227	2.0561	1.1903	2.0953	1.1578	2.1352
73	1.2942	1.9765	1.2626	2.0137	1.2308	2.0516	1.1989	2.0901	1.1668	2.1293
74	1.3013	1.9734	1.2701	2.0100	1.2388	2.0472	1.2073	2.0851	1.1756	2.1236
75	1.3082	1.9705	1.2774	2.0064	1.2465	2.0430	1.2154	2.0803	1.1842	2.1181
76	1.3149	1.9676	1.2846	2.0030	1.2541	2.0390	1.2234	2.0756	1.1926	2.1128
77	1.3214	1.9649	1.2916	1.9997	1.2615	2.0351	1.2312	2.0711	1.2008	2.1077
78	1.3279	1.9622	1.2984	1.9965	1.2687	2.0314	1.2388	2.0668	1.2088	2.1028
79	1.3341	1.9597	1.3050	1.9934	1.2757	2.0277	1.2462	2.0626	1.2166	2.0980
80	1.3402	1.9573	1.3115	1.9905	1.2826	2.0242	1.2535	2.0586	1.2242	2.0934
81	1.3462	1.9549	1.3179	1.9876	1.2893	2.0209	1.2606	2.0547	1.2317	2.0890

Tabel Durbin-Watson (DW), $\alpha = 5\%$

n	k=11		k=12		k=13		k=14		k=15	
	dL	dU	dL	dU	dL	dU	dL	dU	dL	dU
82	1.3521	1.9527	1.3241	1.9849	1.2959	2.0176	1.2675	2.0509	1.2390	2.0847
83	1.3578	1.9505	1.3302	1.9822	1.3023	2.0144	1.2743	2.0472	1.2461	2.0805
84	1.3634	1.9484	1.3361	1.9796	1.3086	2.0114	1.2809	2.0437	1.2531	2.0765
85	1.3689	1.9464	1.3419	1.9771	1.3148	2.0085	1.2874	2.0403	1.2599	2.0726
86	1.3743	1.9444	1.3476	1.9747	1.3208	2.0056	1.2938	2.0370	1.2666	2.0688
87	1.3795	1.9425	1.3532	1.9724	1.3267	2.0029	1.3000	2.0338	1.2732	2.0652
88	1.3847	1.9407	1.3587	1.9702	1.3325	2.0002	1.3061	2.0307	1.2796	2.0616
89	1.3897	1.9389	1.3640	1.9680	1.3381	1.9976	1.3121	2.0277	1.2859	2.0582
90	1.3946	1.9372	1.3693	1.9659	1.3437	1.9951	1.3179	2.0247	1.2920	2.0548
91	1.3995	1.9356	1.3744	1.9639	1.3491	1.9927	1.3237	2.0219	1.2980	2.0516
92	1.4042	1.9340	1.3794	1.9619	1.3544	1.9903	1.3293	2.0192	1.3039	2.0485
93	1.4089	1.9325	1.3844	1.9600	1.3597	1.9881	1.3348	2.0165	1.3097	2.0454
94	1.4135	1.9310	1.3892	1.9582	1.3648	1.9859	1.3402	2.0139	1.3154	2.0424
95	1.4179	1.9295	1.3940	1.9564	1.3698	1.9837	1.3455	2.0114	1.3210	2.0396
96	1.4223	1.9282	1.3986	1.9547	1.3747	1.9816	1.3507	2.0090	1.3264	2.0368
97	1.4266	1.9268	1.4032	1.9530	1.3796	1.9796	1.3557	2.0067	1.3318	2.0341
98	1.4309	1.9255	1.4077	1.9514	1.3843	1.9777	1.3607	2.0044	1.3370	2.0314
99	1.4350	1.9243	1.4121	1.9498	1.3889	1.9758	1.3656	2.0021	1.3422	2.0289
100	1.4391	1.9231	1.4164	1.9483	1.3935	1.9739	1.3705	2.0000	1.3472	2.0264
101	1.4431	1.9219	1.4206	1.9468	1.3980	1.9722	1.3752	1.9979	1.3522	2.0239
102	1.4470	1.9207	1.4248	1.9454	1.4024	1.9704	1.3798	1.9958	1.3571	2.0216
103	1.4509	1.9196	1.4289	1.9440	1.4067	1.9687	1.3844	1.9938	1.3619	2.0193
104	1.4547	1.9186	1.4329	1.9426	1.4110	1.9671	1.3889	1.9919	1.3666	2.0171
105	1.4584	1.9175	1.4369	1.9413	1.4151	1.9655	1.3933	1.9900	1.3712	2.0149
106	1.4621	1.9165	1.4408	1.9401	1.4192	1.9640	1.3976	1.9882	1.3758	2.0128
107	1.4657	1.9155	1.4446	1.9388	1.4233	1.9624	1.4018	1.9864	1.3802	2.0107
108	1.4693	1.9146	1.4483	1.9376	1.4272	1.9610	1.4060	1.9847	1.3846	2.0087
109	1.4727	1.9137	1.4520	1.9364	1.4311	1.9595	1.4101	1.9830	1.3889	2.0067
110	1.4762	1.9128	1.4556	1.9353	1.4350	1.9582	1.4141	1.9813	1.3932	2.0048
111	1.4795	1.9119	1.4592	1.9342	1.4387	1.9568	1.4181	1.9797	1.3973	2.0030
112	1.4829	1.9111	1.4627	1.9331	1.4424	1.9555	1.4220	1.9782	1.4014	2.0011
113	1.4861	1.9103	1.4662	1.9321	1.4461	1.9542	1.4258	1.9766	1.4055	1.9994
114	1.4893	1.9095	1.4696	1.9311	1.4497	1.9530	1.4296	1.9752	1.4094	1.9977
115	1.4925	1.9087	1.4729	1.9301	1.4532	1.9518	1.4333	1.9737	1.4133	1.9960
116	1.4956	1.9080	1.4762	1.9291	1.4567	1.9506	1.4370	1.9723	1.4172	1.9943
117	1.4987	1.9073	1.4795	1.9282	1.4601	1.9494	1.4406	1.9709	1.4209	1.9927
118	1.5017	1.9066	1.4827	1.9273	1.4635	1.9483	1.4441	1.9696	1.4247	1.9912
119	1.5047	1.9059	1.4858	1.9264	1.4668	1.9472	1.4476	1.9683	1.4283	1.9896
120	1.5076	1.9053	1.4889	1.9256	1.4700	1.9461	1.4511	1.9670	1.4319	1.9881
121	1.5105	1.9046	1.4919	1.9247	1.4733	1.9451	1.4544	1.9658	1.4355	1.9867
122	1.5133	1.9040	1.4950	1.9239	1.4764	1.9441	1.4578	1.9646	1.4390	1.9853
123	1.5161	1.9034	1.4979	1.9231	1.4795	1.9431	1.4611	1.9634	1.4424	1.9839
124	1.5189	1.9028	1.5008	1.9223	1.4826	1.9422	1.4643	1.9622	1.4458	1.9825
125	1.5216	1.9023	1.5037	1.9216	1.4857	1.9412	1.4675	1.9611	1.4492	1.9812
126	1.5243	1.9017	1.5065	1.9209	1.4886	1.9403	1.4706	1.9600	1.4525	1.9799
127	1.5269	1.9012	1.5093	1.9202	1.4916	1.9394	1.4737	1.9589	1.4557	1.9786
128	1.5295	1.9006	1.5121	1.9195	1.4945	1.9385	1.4768	1.9578	1.4589	1.9774
129	1.5321	1.9001	1.5148	1.9188	1.4973	1.9377	1.4798	1.9568	1.4621	1.9762
130	1.5346	1.8997	1.5175	1.9181	1.5002	1.9369	1.4827	1.9558	1.4652	1.9750
131	1.5371	1.8992	1.5201	1.9175	1.5029	1.9360	1.4856	1.9548	1.4682	1.9738
132	1.5396	1.8987	1.5227	1.9169	1.5057	1.9353	1.4885	1.9539	1.4713	1.9727
133	1.5420	1.8983	1.5253	1.9163	1.5084	1.9345	1.4914	1.9529	1.4742	1.9716
134	1.5444	1.8978	1.5278	1.9157	1.5110	1.9337	1.4942	1.9520	1.4772	1.9705
135	1.5468	1.8974	1.5303	1.9151	1.5137	1.9330	1.4969	1.9511	1.4801	1.9695
136	1.5491	1.8970	1.5328	1.9145	1.5163	1.9323	1.4997	1.9502	1.4829	1.9684
137	1.5514	1.8966	1.5352	1.9140	1.5188	1.9316	1.5024	1.9494	1.4858	1.9674
138	1.5537	1.8962	1.5376	1.9134	1.5213	1.9309	1.5050	1.9486	1.4885	1.9664
139	1.5559	1.8958	1.5400	1.9129	1.5238	1.9302	1.5076	1.9477	1.4913	1.9655
140	1.5582	1.8955	1.5423	1.9124	1.5263	1.9296	1.5102	1.9469	1.4940	1.9645
141	1.5603	1.8951	1.5446	1.9119	1.5287	1.9289	1.5128	1.9461	1.4967	1.9636
142	1.5625	1.8947	1.5469	1.9114	1.5311	1.9283	1.5153	1.9454	1.4993	1.9627
143	1.5646	1.8944	1.5491	1.9110	1.5335	1.9277	1.5178	1.9446	1.5019	1.9618
144	1.5667	1.8941	1.5513	1.9105	1.5358	1.9271	1.5202	1.9439	1.5045	1.9609
145	1.5688	1.8938	1.5535	1.9100	1.5381	1.9265	1.5226	1.9432	1.5070	1.9600
146	1.5709	1.8935	1.5557	1.9096	1.5404	1.9259	1.5250	1.9425	1.5095	1.9592
147	1.5729	1.8932	1.5578	1.9092	1.5427	1.9254	1.5274	1.9418	1.5120	1.9584

Tabel Durbin-Watson (DW), $\alpha = 5\%$

n	k=11		k=12		k=13		k=14		k=15	
	dL	dU	dL	dU	dL	dU	dL	dU	dL	dU
148	1.5749	1.8929	1.5600	1.9088	1.5449	1.9248	1.5297	1.9411	1.5144	1.9576
149	1.5769	1.8926	1.5620	1.9083	1.5471	1.9243	1.5320	1.9404	1.5169	1.9568
150	1.5788	1.8923	1.5641	1.9080	1.5493	1.9238	1.5343	1.9398	1.5193	1.9560
151	1.5808	1.8920	1.5661	1.9076	1.5514	1.9233	1.5365	1.9392	1.5216	1.9552
152	1.5827	1.8918	1.5682	1.9072	1.5535	1.9228	1.5388	1.9386	1.5239	1.9545
153	1.5846	1.8915	1.5701	1.9068	1.5556	1.9223	1.5410	1.9379	1.5262	1.9538
154	1.5864	1.8913	1.5721	1.9065	1.5577	1.9218	1.5431	1.9374	1.5285	1.9531
155	1.5883	1.8910	1.5740	1.9061	1.5597	1.9214	1.5453	1.9368	1.5307	1.9524
156	1.5901	1.8908	1.5760	1.9058	1.5617	1.9209	1.5474	1.9362	1.5330	1.9517
157	1.5919	1.8906	1.5779	1.9054	1.5637	1.9205	1.5495	1.9356	1.5352	1.9510
158	1.5937	1.8904	1.5797	1.9051	1.5657	1.9200	1.5516	1.9351	1.5373	1.9503
159	1.5954	1.8902	1.5816	1.9048	1.5676	1.9196	1.5536	1.9346	1.5395	1.9497
160	1.5972	1.8899	1.5834	1.9045	1.5696	1.9192	1.5556	1.9340	1.5416	1.9490
161	1.5989	1.8897	1.5852	1.9042	1.5715	1.9188	1.5576	1.9335	1.5437	1.9484
162	1.6006	1.8896	1.5870	1.9039	1.5734	1.9184	1.5596	1.9330	1.5457	1.9478
163	1.6023	1.8894	1.5888	1.9036	1.5752	1.9180	1.5616	1.9325	1.5478	1.9472
164	1.6040	1.8892	1.5906	1.9033	1.5771	1.9176	1.5635	1.9320	1.5498	1.9466
165	1.6056	1.8890	1.5923	1.9030	1.5789	1.9172	1.5654	1.9316	1.5518	1.9460
166	1.6072	1.8888	1.5940	1.9028	1.5807	1.9169	1.5673	1.9311	1.5538	1.9455
167	1.6089	1.8887	1.5957	1.9025	1.5825	1.9165	1.5692	1.9306	1.5557	1.9449
168	1.6105	1.8885	1.5974	1.9023	1.5842	1.9161	1.5710	1.9302	1.5577	1.9444
169	1.6120	1.8884	1.5991	1.9020	1.5860	1.9158	1.5728	1.9298	1.5596	1.9438
170	1.6136	1.8882	1.6007	1.9018	1.5877	1.9155	1.5746	1.9293	1.5615	1.9433
171	1.6151	1.8881	1.6023	1.9015	1.5894	1.9151	1.5764	1.9289	1.5634	1.9428
172	1.6167	1.8879	1.6039	1.9013	1.5911	1.9148	1.5782	1.9285	1.5652	1.9423
173	1.6182	1.8878	1.6055	1.9011	1.5928	1.9145	1.5799	1.9281	1.5670	1.9418
174	1.6197	1.8876	1.6071	1.9009	1.5944	1.9142	1.5817	1.9277	1.5688	1.9413
175	1.6212	1.8875	1.6087	1.9006	1.5961	1.9139	1.5834	1.9273	1.5706	1.9408
176	1.6226	1.8874	1.6102	1.9004	1.5977	1.9136	1.5851	1.9269	1.5724	1.9404
177	1.6241	1.8873	1.6117	1.9002	1.5993	1.9133	1.5868	1.9265	1.5742	1.9399
178	1.6255	1.8872	1.6133	1.9000	1.6009	1.9130	1.5884	1.9262	1.5759	1.9394
179	1.6270	1.8870	1.6148	1.8998	1.6025	1.9128	1.5901	1.9258	1.5776	1.9390
180	1.6284	1.8869	1.6162	1.8996	1.6040	1.9125	1.5917	1.9255	1.5793	1.9386
181	1.6298	1.8868	1.6177	1.8995	1.6056	1.9122	1.5933	1.9251	1.5810	1.9381
182	1.6312	1.8867	1.6192	1.8993	1.6071	1.9120	1.5949	1.9248	1.5827	1.9377
183	1.6325	1.8866	1.6206	1.8991	1.6086	1.9117	1.5965	1.9244	1.5844	1.9373
184	1.6339	1.8865	1.6220	1.8989	1.6101	1.9115	1.5981	1.9241	1.5860	1.9369
185	1.6352	1.8864	1.6234	1.8988	1.6116	1.9112	1.5996	1.9238	1.5876	1.9365
186	1.6366	1.8864	1.6248	1.8986	1.6130	1.9110	1.6012	1.9235	1.5892	1.9361
187	1.6379	1.8863	1.6262	1.8984	1.6145	1.9107	1.6027	1.9232	1.5908	1.9357
188	1.6392	1.8862	1.6276	1.8983	1.6159	1.9105	1.6042	1.9228	1.5924	1.9353
189	1.6405	1.8861	1.6289	1.8981	1.6173	1.9103	1.6057	1.9226	1.5939	1.9349
190	1.6418	1.8860	1.6303	1.8980	1.6188	1.9101	1.6071	1.9223	1.5955	1.9346
191	1.6430	1.8860	1.6316	1.8978	1.6202	1.9099	1.6086	1.9220	1.5970	1.9342
192	1.6443	1.8859	1.6329	1.8977	1.6215	1.9096	1.6101	1.9217	1.5985	1.9339
193	1.6455	1.8858	1.6343	1.8976	1.6229	1.9094	1.6115	1.9214	1.6000	1.9335
194	1.6468	1.8858	1.6355	1.8974	1.6243	1.9092	1.6129	1.9211	1.6015	1.9332
195	1.6480	1.8857	1.6368	1.8973	1.6256	1.9090	1.6143	1.9209	1.6030	1.9328
196	1.6492	1.8856	1.6381	1.8972	1.6270	1.9088	1.6157	1.9206	1.6044	1.9325
197	1.6504	1.8856	1.6394	1.8971	1.6283	1.9087	1.6171	1.9204	1.6059	1.9322
198	1.6516	1.8855	1.6406	1.8969	1.6296	1.9085	1.6185	1.9201	1.6073	1.9318
199	1.6528	1.8855	1.6419	1.8968	1.6309	1.9083	1.6198	1.9199	1.6087	1.9315
200	1.6539	1.8854	1.6431	1.8967	1.6322	1.9081	1.6212	1.9196	1.6101	1.9312

Tabel Durbin-Watson (DW), $\alpha = 5\%$

n	k=16		k=17		k=18		k=19		k=20	
	dL	dU	dL	dU	dL	dU	dL	dU	dL	dU
21	0.0575	3.7054								
22	0.0832	3.6188	0.0524	3.7309						
23	0.1103	3.5355	0.0762	3.6501	0.0480	3.7533				
24	0.1407	3.4540	0.1015	3.5717	0.0701	3.6777	0.0441	3.7730		
25	0.1723	3.3760	0.1300	3.4945	0.0937	3.6038	0.0647	3.7022	0.0407	3.7904
26	0.2050	3.3025	0.1598	3.4201	0.1204	3.5307	0.0868	3.6326	0.0598	3.7240
27	0.2382	3.2333	0.1907	3.3494	0.1485	3.4597	0.1119	3.5632	0.0806	3.6583
28	0.2715	3.1681	0.2223	3.2825	0.1779	3.3919	0.1384	3.4955	0.1042	3.5925
29	0.3046	3.1070	0.2541	3.2192	0.2079	3.3273	0.1663	3.4304	0.1293	3.5279
30	0.3374	3.0497	0.2859	3.1595	0.2383	3.2658	0.1949	3.3681	0.1557	3.4655
31	0.3697	2.9960	0.3175	3.1032	0.2688	3.2076	0.2239	3.3086	0.1830	3.4055
32	0.4013	2.9458	0.3487	3.0503	0.2992	3.1525	0.2532	3.2519	0.2108	3.3478
33	0.4322	2.8987	0.3793	3.0005	0.3294	3.1005	0.2825	3.1981	0.2389	3.2928
34	0.4623	2.8545	0.4094	2.9536	0.3591	3.0513	0.3116	3.1470	0.2670	3.2402
35	0.4916	2.8131	0.4388	2.9095	0.3883	3.0048	0.3403	3.0985	0.2951	3.1901
36	0.5201	2.7742	0.4675	2.8680	0.4169	2.9610	0.3687	3.0526	0.3230	3.1425
37	0.5477	2.7377	0.4954	2.8289	0.4449	2.9195	0.3966	3.0091	0.3505	3.0972
38	0.5745	2.7033	0.5225	2.7921	0.4723	2.8804	0.4240	2.9678	0.3777	3.0541
39	0.6004	2.6710	0.5489	2.7573	0.4990	2.8434	0.4507	2.9288	0.4044	3.0132
40	0.6256	2.6406	0.5745	2.7246	0.5249	2.8084	0.4769	2.8917	0.4305	2.9743
41	0.6499	2.6119	0.5994	2.6936	0.5502	2.7753	0.5024	2.8566	0.4562	2.9373
42	0.6734	2.5848	0.6235	2.6643	0.5747	2.7439	0.5273	2.8233	0.4812	2.9022
43	0.6962	2.5592	0.6469	2.6366	0.5986	2.7142	0.5515	2.7916	0.5057	2.8688
44	0.7182	2.5351	0.6695	2.6104	0.6218	2.6860	0.5751	2.7616	0.5295	2.8370
45	0.7396	2.5122	0.6915	2.5856	0.6443	2.6593	0.5980	2.7331	0.5528	2.8067
46	0.7602	2.4905	0.7128	2.5621	0.6661	2.6339	0.6203	2.7059	0.5755	2.7779
47	0.7802	2.4700	0.7334	2.5397	0.6873	2.6098	0.6420	2.6801	0.5976	2.7504
48	0.7995	2.4505	0.7534	2.5185	0.7079	2.5869	0.6631	2.6555	0.6191	2.7243
49	0.8182	2.4320	0.7728	2.4983	0.7279	2.5651	0.6836	2.6321	0.6400	2.6993
50	0.8364	2.4144	0.7916	2.4791	0.7472	2.5443	0.7035	2.6098	0.6604	2.6755
51	0.8540	2.3977	0.8098	2.4608	0.7660	2.5245	0.7228	2.5885	0.6802	2.6527
52	0.8710	2.3818	0.8275	2.4434	0.7843	2.5056	0.7416	2.5682	0.6995	2.6310
53	0.8875	2.3666	0.8446	2.4268	0.8020	2.4876	0.7599	2.5487	0.7183	2.6102
54	0.9035	2.3521	0.8612	2.4110	0.8193	2.4704	0.7777	2.5302	0.7365	2.5903
55	0.9190	2.3383	0.8774	2.3959	0.8360	2.4539	0.7949	2.5124	0.7543	2.5713
56	0.9341	2.3252	0.8930	2.3814	0.8522	2.4382	0.8117	2.4955	0.7716	2.5531
57	0.9487	2.3126	0.9083	2.3676	0.8680	2.4232	0.8280	2.4792	0.7884	2.5356
58	0.9629	2.3005	0.9230	2.3544	0.8834	2.4088	0.8439	2.4636	0.8047	2.5189
59	0.9767	2.2890	0.9374	2.3417	0.8983	2.3950	0.8593	2.4487	0.8207	2.5028
60	0.9901	2.2780	0.9514	2.3296	0.9128	2.3817	0.8744	2.4344	0.8362	2.4874
61	1.0031	2.2674	0.9649	2.3180	0.9269	2.3690	0.8890	2.4206	0.8513	2.4726
62	1.0157	2.2573	0.9781	2.3068	0.9406	2.3569	0.9032	2.4074	0.8660	2.4584
63	1.0280	2.2476	0.9910	2.2961	0.9539	2.3452	0.9170	2.3947	0.8803	2.4447
64	1.0400	2.2383	1.0035	2.2858	0.9669	2.3340	0.9305	2.3826	0.8943	2.4316
65	1.0517	2.2293	1.0156	2.2760	0.9796	2.3232	0.9437	2.3708	0.9079	2.4189
66	1.0630	2.2207	1.0274	2.2665	0.9919	2.3128	0.9565	2.3595	0.9211	2.4068
67	1.0740	2.2125	1.0390	2.2574	1.0039	2.3028	0.9689	2.3487	0.9340	2.3950
68	1.0848	2.2045	1.0502	2.2486	1.0156	2.2932	0.9811	2.3382	0.9466	2.3837
69	1.0952	2.1969	1.0612	2.2401	1.0270	2.2839	0.9930	2.3281	0.9589	2.3728
70	1.1054	2.1895	1.0718	2.2320	1.0382	2.2750	1.0045	2.3184	0.9709	2.3623
71	1.1154	2.1824	1.0822	2.2241	1.0490	2.2663	1.0158	2.3090	0.9826	2.3522
72	1.1251	2.1756	1.0924	2.2166	1.0596	2.2580	1.0268	2.3000	0.9940	2.3424
73	1.1346	2.1690	1.1023	2.2093	1.0699	2.2500	1.0375	2.2912	1.0052	2.3329
74	1.1438	2.1626	1.1119	2.2022	1.0800	2.2423	1.0480	2.2828	1.0161	2.3238
75	1.1528	2.1565	1.1214	2.1954	1.0898	2.2348	1.0583	2.2747	1.0267	2.3149
76	1.1616	2.1506	1.1306	2.1888	1.0994	2.2276	1.0683	2.2668	1.0371	2.3064
77	1.1702	2.1449	1.1395	2.1825	1.1088	2.2206	1.0780	2.2591	1.0472	2.2981
78	1.1786	2.1393	1.1483	2.1763	1.1180	2.2138	1.0876	2.2518	1.0571	2.2901
79	1.1868	2.1340	1.1569	2.1704	1.1269	2.2073	1.0969	2.2446	1.0668	2.2824
80	1.1948	2.1288	1.1653	2.1647	1.1357	2.2010	1.1060	2.2377	1.0763	2.2749
81	1.2026	2.1238	1.1735	2.1591	1.1442	2.1949	1.1149	2.2310	1.0856	2.2676
82	1.2103	2.1190	1.1815	2.1537	1.1526	2.1889	1.1236	2.2246	1.0946	2.2606
83	1.2178	2.1143	1.1893	2.1485	1.1608	2.1832	1.1322	2.2183	1.1035	2.2537
84	1.2251	2.1098	1.1970	2.1435	1.1688	2.1776	1.1405	2.2122	1.1122	2.2471
85	1.2323	2.1054	1.2045	2.1386	1.1766	2.1722	1.1487	2.2063	1.1206	2.2407
86	1.2393	2.1011	1.2119	2.1338	1.1843	2.1670	1.1567	2.2005	1.1290	2.2345

Tabel Durbin-Watson (DW), $\alpha = 5\%$

n	k=16		k=17		k=18		k=19		k=20	
	dL	dU	dL	dU	dL	dU	dL	dU	dL	dU
87	1.2462	2.0970	1.2191	2.1293	1.1918	2.1619	1.1645	2.1950	1.1371	2.2284
88	1.2529	2.0930	1.2261	2.1248	1.1992	2.1570	1.1722	2.1896	1.1451	2.2225
89	1.2595	2.0891	1.2330	2.1205	1.2064	2.1522	1.1797	2.1843	1.1529	2.2168
90	1.2659	2.0853	1.2397	2.1163	1.2134	2.1476	1.1870	2.1793	1.1605	2.2113
91	1.2723	2.0817	1.2464	2.1122	1.2204	2.1431	1.1942	2.1743	1.1680	2.2059
92	1.2785	2.0781	1.2529	2.1082	1.2271	2.1387	1.2013	2.1695	1.1754	2.2007
93	1.2845	2.0747	1.2592	2.1044	1.2338	2.1344	1.2082	2.1648	1.1826	2.1956
94	1.2905	2.0713	1.2654	2.1006	1.2403	2.1303	1.2150	2.1603	1.1897	2.1906
95	1.2963	2.0681	1.2716	2.0970	1.2467	2.1262	1.2217	2.1559	1.1966	2.1858
96	1.3021	2.0649	1.2776	2.0935	1.2529	2.1223	1.2282	2.1515	1.2034	2.1811
97	1.3077	2.0619	1.2834	2.0900	1.2591	2.1185	1.2346	2.1474	1.2100	2.1765
98	1.3132	2.0589	1.2892	2.0867	1.2651	2.1148	1.2409	2.1433	1.2166	2.1721
99	1.3186	2.0560	1.2949	2.0834	1.2710	2.1112	1.2470	2.1393	1.2230	2.1677
100	1.3239	2.0531	1.3004	2.0802	1.2768	2.1077	1.2531	2.1354	1.2293	2.1635
101	1.3291	2.0504	1.3059	2.0772	1.2825	2.1043	1.2590	2.1317	1.2355	2.1594
102	1.3342	2.0477	1.3112	2.0741	1.2881	2.1009	1.2649	2.1280	1.2415	2.1554
103	1.3392	2.0451	1.3165	2.0712	1.2936	2.0977	1.2706	2.1244	1.2475	2.1515
104	1.3442	2.0426	1.3216	2.0684	1.2990	2.0945	1.2762	2.1210	1.2534	2.1477
105	1.3490	2.0401	1.3267	2.0656	1.3043	2.0914	1.2817	2.1175	1.2591	2.1440
106	1.3538	2.0377	1.3317	2.0629	1.3095	2.0884	1.2872	2.1142	1.2648	2.1403
107	1.3585	2.0353	1.3366	2.0602	1.3146	2.0855	1.2925	2.1110	1.2703	2.1368
108	1.3631	2.0330	1.3414	2.0577	1.3196	2.0826	1.2978	2.1078	1.2758	2.1333
109	1.3676	2.0308	1.3461	2.0552	1.3246	2.0798	1.3029	2.1048	1.2811	2.1300
110	1.3720	2.0286	1.3508	2.0527	1.3294	2.0771	1.3080	2.1018	1.2864	2.1267
111	1.3764	2.0265	1.3554	2.0503	1.3342	2.0744	1.3129	2.0988	1.2916	2.1235
112	1.3807	2.0244	1.3599	2.0480	1.3389	2.0718	1.3178	2.0959	1.2967	2.1203
113	1.3849	2.0224	1.3643	2.0457	1.3435	2.0693	1.3227	2.0931	1.3017	2.1173
114	1.3891	2.0204	1.3686	2.0435	1.3481	2.0668	1.3274	2.0904	1.3066	2.1143
115	1.3932	2.0185	1.3729	2.0413	1.3525	2.0644	1.3321	2.0877	1.3115	2.1113
116	1.3972	2.0166	1.3771	2.0392	1.3569	2.0620	1.3366	2.0851	1.3162	2.1085
117	1.4012	2.0148	1.3813	2.0371	1.3613	2.0597	1.3411	2.0826	1.3209	2.1057
118	1.4051	2.0130	1.3854	2.0351	1.3655	2.0575	1.3456	2.0801	1.3256	2.1029
119	1.4089	2.0112	1.3894	2.0331	1.3697	2.0553	1.3500	2.0776	1.3301	2.1002
120	1.4127	2.0095	1.3933	2.0312	1.3739	2.0531	1.3543	2.0752	1.3346	2.0976
121	1.4164	2.0079	1.3972	2.0293	1.3779	2.0510	1.3585	2.0729	1.3390	2.0951
122	1.4201	2.0062	1.4010	2.0275	1.3819	2.0489	1.3627	2.0706	1.3433	2.0926
123	1.4237	2.0046	1.4048	2.0257	1.3858	2.0469	1.3668	2.0684	1.3476	2.0901
124	1.4272	2.0031	1.4085	2.0239	1.3897	2.0449	1.3708	2.0662	1.3518	2.0877
125	1.4307	2.0016	1.4122	2.0222	1.3936	2.0430	1.3748	2.0641	1.3560	2.0854
126	1.4342	2.0001	1.4158	2.0205	1.3973	2.0411	1.3787	2.0620	1.3600	2.0831
127	1.4376	1.9986	1.4194	2.0188	1.4010	2.0393	1.3826	2.0599	1.3641	2.0808
128	1.4409	1.9972	1.4229	2.0172	1.4047	2.0374	1.3864	2.0579	1.3680	2.0786
129	1.4442	1.9958	1.4263	2.0156	1.4083	2.0357	1.3902	2.0559	1.3719	2.0764
130	1.4475	1.9944	1.4297	2.0141	1.4118	2.0339	1.3939	2.0540	1.3758	2.0743
131	1.4507	1.9931	1.4331	2.0126	1.4153	2.0322	1.3975	2.0521	1.3796	2.0722
132	1.4539	1.9918	1.4364	2.0111	1.4188	2.0306	1.4011	2.0503	1.3833	2.0702
133	1.4570	1.9905	1.4397	2.0096	1.4222	2.0289	1.4046	2.0485	1.3870	2.0682
134	1.4601	1.9893	1.4429	2.0082	1.4255	2.0273	1.4081	2.0467	1.3906	2.0662
135	1.4631	1.9880	1.4460	2.0068	1.4289	2.0258	1.4116	2.0450	1.3942	2.0643
136	1.4661	1.9868	1.4492	2.0054	1.4321	2.0243	1.4150	2.0433	1.3978	2.0624
137	1.4691	1.9857	1.4523	2.0041	1.4353	2.0227	1.4183	2.0416	1.4012	2.0606
138	1.4720	1.9845	1.4553	2.0028	1.4385	2.0213	1.4216	2.0399	1.4047	2.0588
139	1.4748	1.9834	1.4583	2.0015	1.4416	2.0198	1.4249	2.0383	1.4081	2.0570
140	1.4777	1.9823	1.4613	2.0002	1.4447	2.0184	1.4281	2.0368	1.4114	2.0553
141	1.4805	1.9812	1.4642	1.9990	1.4478	2.0170	1.4313	2.0352	1.4147	2.0536
142	1.4832	1.9801	1.4671	1.9978	1.4508	2.0156	1.4344	2.0337	1.4180	2.0519
143	1.4860	1.9791	1.4699	1.9966	1.4538	2.0143	1.4375	2.0322	1.4212	2.0503
144	1.4887	1.9781	1.4727	1.9954	1.4567	2.0130	1.4406	2.0307	1.4244	2.0486
145	1.4913	1.9771	1.4755	1.9943	1.4596	2.0117	1.4436	2.0293	1.4275	2.0471
146	1.4939	1.9761	1.4782	1.9932	1.4625	2.0105	1.4466	2.0279	1.4306	2.0455
147	1.4965	1.9751	1.4809	1.9921	1.4653	2.0092	1.4495	2.0265	1.4337	2.0440
148	1.4991	1.9742	1.4836	1.9910	1.4681	2.0080	1.4524	2.0252	1.4367	2.0425
149	1.5016	1.9733	1.4862	1.9900	1.4708	2.0068	1.4553	2.0238	1.4396	2.0410
150	1.5041	1.9724	1.4889	1.9889	1.4735	2.0056	1.4581	2.0225	1.4426	2.0396
151	1.5066	1.9715	1.4914	1.9879	1.4762	2.0045	1.4609	2.0212	1.4455	2.0381
152	1.5090	1.9706	1.4940	1.9869	1.4788	2.0034	1.4636	2.0200	1.4484	2.0367

Tabel Durbin-Watson (DW), $\alpha = 5\%$

n	k=16		k=17		k=18		k=19		k=20	
	dL	dU	dL	dU	dL	dU	dL	dU	dL	dU
153	1.5114	1.9698	1.4965	1.9859	1.4815	2.0022	1.4664	2.0187	1.4512	2.0354
154	1.5138	1.9689	1.4990	1.9850	1.4841	2.0012	1.4691	2.0175	1.4540	2.0340
155	1.5161	1.9681	1.5014	1.9840	1.4866	2.0001	1.4717	2.0163	1.4567	2.0327
156	1.5184	1.9673	1.5038	1.9831	1.4891	1.9990	1.4743	2.0151	1.4595	2.0314
157	1.5207	1.9665	1.5062	1.9822	1.4916	1.9980	1.4769	2.0140	1.4622	2.0301
158	1.5230	1.9657	1.5086	1.9813	1.4941	1.9970	1.4795	2.0129	1.4648	2.0289
159	1.5252	1.9650	1.5109	1.9804	1.4965	1.9960	1.4820	2.0117	1.4675	2.0276
160	1.5274	1.9642	1.5132	1.9795	1.4989	1.9950	1.4845	2.0106	1.4701	2.0264
161	1.5296	1.9635	1.5155	1.9787	1.5013	1.9941	1.4870	2.0096	1.4726	2.0252
162	1.5318	1.9628	1.5178	1.9779	1.5037	1.9931	1.4894	2.0085	1.4752	2.0241
163	1.5339	1.9621	1.5200	1.9771	1.5060	1.9922	1.4919	2.0075	1.4777	2.0229
164	1.5360	1.9614	1.5222	1.9762	1.5083	1.9913	1.4943	2.0064	1.4802	2.0218
165	1.5381	1.9607	1.5244	1.9755	1.5105	1.9904	1.4966	2.0054	1.4826	2.0206
166	1.5402	1.9600	1.5265	1.9747	1.5128	1.9895	1.4990	2.0045	1.4851	2.0195
167	1.5422	1.9594	1.5287	1.9739	1.5150	1.9886	1.5013	2.0035	1.4875	2.0185
168	1.5443	1.9587	1.5308	1.9732	1.5172	1.9878	1.5036	2.0025	1.4898	2.0174
169	1.5463	1.9581	1.5329	1.9724	1.5194	1.9869	1.5058	2.0016	1.4922	2.0164
170	1.5482	1.9574	1.5349	1.9717	1.5215	1.9861	1.5080	2.0007	1.4945	2.0153
171	1.5502	1.9568	1.5370	1.9710	1.5236	1.9853	1.5102	1.9997	1.4968	2.0143
172	1.5521	1.9562	1.5390	1.9703	1.5257	1.9845	1.5124	1.9988	1.4991	2.0133
173	1.5540	1.9556	1.5410	1.9696	1.5278	1.9837	1.5146	1.9980	1.5013	2.0123
174	1.5559	1.9551	1.5429	1.9689	1.5299	1.9830	1.5167	1.9971	1.5035	2.0114
175	1.5578	1.9545	1.5449	1.9683	1.5319	1.9822	1.5189	1.9962	1.5057	2.0104
176	1.5597	1.9539	1.5468	1.9676	1.5339	1.9815	1.5209	1.9954	1.5079	2.0095
177	1.5615	1.9534	1.5487	1.9670	1.5359	1.9807	1.5230	1.9946	1.5100	2.0086
178	1.5633	1.9528	1.5506	1.9664	1.5379	1.9800	1.5251	1.9938	1.5122	2.0076
179	1.5651	1.9523	1.5525	1.9657	1.5398	1.9793	1.5271	1.9930	1.5143	2.0068
180	1.5669	1.9518	1.5544	1.9651	1.5418	1.9786	1.5291	1.9922	1.5164	2.0059
181	1.5687	1.9513	1.5562	1.9645	1.5437	1.9779	1.5311	1.9914	1.5184	2.0050
182	1.5704	1.9507	1.5580	1.9639	1.5456	1.9772	1.5330	1.9906	1.5205	2.0042
183	1.5721	1.9503	1.5598	1.9633	1.5474	1.9766	1.5350	1.9899	1.5225	2.0033
184	1.5738	1.9498	1.5616	1.9628	1.5493	1.9759	1.5369	1.9891	1.5245	2.0025
185	1.5755	1.9493	1.5634	1.9622	1.5511	1.9753	1.5388	1.9884	1.5265	2.0017
186	1.5772	1.9488	1.5651	1.9617	1.5529	1.9746	1.5407	1.9877	1.5284	2.0009
187	1.5788	1.9483	1.5668	1.9611	1.5547	1.9740	1.5426	1.9870	1.5304	2.0001
188	1.5805	1.9479	1.5685	1.9606	1.5565	1.9734	1.5444	1.9863	1.5323	1.9993
189	1.5821	1.9474	1.5702	1.9600	1.5583	1.9728	1.5463	1.9856	1.5342	1.9985
190	1.5837	1.9470	1.5719	1.9595	1.5600	1.9722	1.5481	1.9849	1.5361	1.9978
191	1.5853	1.9465	1.5736	1.9590	1.5618	1.9716	1.5499	1.9842	1.5379	1.9970
192	1.5869	1.9461	1.5752	1.9585	1.5635	1.9710	1.5517	1.9836	1.5398	1.9963
193	1.5885	1.9457	1.5768	1.9580	1.5652	1.9704	1.5534	1.9829	1.5416	1.9956
194	1.5900	1.9453	1.5785	1.9575	1.5668	1.9699	1.5551	1.9823	1.5434	1.9948
195	1.5915	1.9449	1.5801	1.9570	1.5685	1.9693	1.5569	1.9817	1.5452	1.9941
196	1.5931	1.9445	1.5816	1.9566	1.5701	1.9688	1.5586	1.9810	1.5470	1.9934
197	1.5946	1.9441	1.5832	1.9561	1.5718	1.9682	1.5603	1.9804	1.5487	1.9928
198	1.5961	1.9437	1.5848	1.9556	1.5734	1.9677	1.5620	1.9798	1.5505	1.9921
199	1.5975	1.9433	1.5863	1.9552	1.5750	1.9672	1.5636	1.9792	1.5522	1.9914
200	1.5990	1.9429	1.5878	1.9547	1.5766	1.9667	1.5653	1.9787	1.5539	1.9908

Titik Persentase Distribusi t

d.f. = 1 - 200



Titik Persentase Distribusi t (df = 1 – 40)

df	Pr 0.25 0.50	0.10 0.20	0.05 0.10	0.025 0.050	0.01 0.02	0.005 0.010	0.001 0.002
1	1.00000	3.07768	6.31375	12.70620	31.82052	63.65674	318.30884
2	0.81650	1.88562	2.91999	4.30265	6.96456	9.92484	22.32712
3	0.76489	1.63774	2.35336	3.18245	4.54070	5.84091	10.21453
4	0.74070	1.53321	2.13185	2.77645	3.74695	4.60409	7.17318
5	0.72669	1.47588	2.01505	2.57058	3.36493	4.03214	5.89343
6	0.71756	1.43976	1.94318	2.44691	3.14267	3.70743	5.20763
7	0.71114	1.41492	1.89458	2.36462	2.99795	3.49948	4.78529
8	0.70639	1.39682	1.85955	2.30600	2.89646	3.35539	4.50079
9	0.70272	1.38303	1.83311	2.26216	2.82144	3.24984	4.29681
10	0.69981	1.37218	1.81246	2.22814	2.76377	3.16927	4.14370
11	0.69745	1.36343	1.79588	2.20099	2.71808	3.10581	4.02470
12	0.69548	1.35622	1.78229	2.17881	2.68100	3.05454	3.92963
13	0.69383	1.35017	1.77093	2.16037	2.65031	3.01228	3.85198
14	0.69242	1.34503	1.76131	2.14479	2.62449	2.97684	3.78739
15	0.69120	1.34061	1.75305	2.13145	2.60248	2.94671	3.73283
16	0.69013	1.33676	1.74588	2.11991	2.58349	2.92078	3.68615
17	0.68920	1.33338	1.73961	2.10982	2.56693	2.89823	3.64577
18	0.68836	1.33039	1.73406	2.10092	2.55238	2.87844	3.61048
19	0.68762	1.32773	1.72913	2.09302	2.53948	2.86093	3.57940
20	0.68695	1.32534	1.72472	2.08596	2.52798	2.84534	3.55181
21	0.68635	1.32319	1.72074	2.07961	2.51765	2.83136	3.52715
22	0.68581	1.32124	1.71714	2.07387	2.50832	2.81876	3.50499
23	0.68531	1.31946	1.71387	2.06866	2.49987	2.80734	3.48496
24	0.68485	1.31784	1.71088	2.06390	2.49216	2.79694	3.46678
25	0.68443	1.31635	1.70814	2.05954	2.48511	2.78744	3.45019
26	0.68404	1.31497	1.70562	2.05553	2.47863	2.77871	3.43500
27	0.68368	1.31370	1.70329	2.05183	2.47266	2.77068	3.42103
28	0.68335	1.31253	1.70113	2.04841	2.46714	2.76326	3.40816
29	0.68304	1.31143	1.69913	2.04523	2.46202	2.75639	3.39624
30	0.68276	1.31042	1.69726	2.04227	2.45726	2.75000	3.38518
31	0.68249	1.30946	1.69552	2.03951	2.45282	2.74404	3.37490
32	0.68223	1.30857	1.69389	2.03693	2.44868	2.73848	3.36531
33	0.68200	1.30774	1.69236	2.03452	2.44479	2.73328	3.35634
34	0.68177	1.30695	1.69092	2.03224	2.44115	2.72839	3.34793
35	0.68156	1.30621	1.68957	2.03011	2.43772	2.72381	3.34005
36	0.68137	1.30551	1.68830	2.02809	2.43449	2.71948	3.33262
37	0.68118	1.30485	1.68709	2.02619	2.43145	2.71541	3.32563
38	0.68100	1.30423	1.68595	2.02439	2.42857	2.71156	3.31903
39	0.68083	1.30364	1.68488	2.02269	2.42584	2.70791	3.31279
40	0.68067	1.30308	1.68385	2.02108	2.42326	2.70446	3.30688

Catatan: Probabilita yang lebih kecil yang ditunjukkan pada judul tiap kolom adalah luas daerah dalam satu ujung, sedangkan probabilitas yang lebih besar adalah luas daerah dalam kedua ujung

Titik Persentase Distribusi t (df = 41 – 80)

df \ Pr	0.25	0.10	0.05	0.025	0.01	0.005	0.001
	0.50	0.20	0.10	0.050	0.02	0.010	0.002
41	0.68052	1.30254	1.68288	2.01954	2.42080	2.70118	3.30127
42	0.68038	1.30204	1.68195	2.01808	2.41847	2.69807	3.29595
43	0.68024	1.30155	1.68107	2.01669	2.41625	2.69510	3.29089
44	0.68011	1.30109	1.68023	2.01537	2.41413	2.69228	3.28607
45	0.67998	1.30065	1.67943	2.01410	2.41212	2.68959	3.28148
46	0.67986	1.30023	1.67866	2.01290	2.41019	2.68701	3.27710
47	0.67975	1.29982	1.67793	2.01174	2.40835	2.68456	3.27291
48	0.67964	1.29944	1.67722	2.01063	2.40658	2.68220	3.26891
49	0.67953	1.29907	1.67655	2.00958	2.40489	2.67995	3.26508
50	0.67943	1.29871	1.67591	2.00856	2.40327	2.67779	3.26141
51	0.67933	1.29837	1.67528	2.00758	2.40172	2.67572	3.25789
52	0.67924	1.29805	1.67469	2.00665	2.40022	2.67373	3.25451
53	0.67915	1.29773	1.67412	2.00575	2.39879	2.67182	3.25127
54	0.67906	1.29743	1.67356	2.00488	2.39741	2.66998	3.24815
55	0.67898	1.29713	1.67303	2.00404	2.39608	2.66822	3.24515
56	0.67890	1.29685	1.67252	2.00324	2.39480	2.66651	3.24226
57	0.67882	1.29658	1.67203	2.00247	2.39357	2.66487	3.23948
58	0.67874	1.29632	1.67155	2.00172	2.39238	2.66329	3.23680
59	0.67867	1.29607	1.67109	2.00100	2.39123	2.66176	3.23421
60	0.67860	1.29582	1.67065	2.00030	2.39012	2.66028	3.23171
61	0.67853	1.29558	1.67022	1.99962	2.38905	2.65886	3.22930
62	0.67847	1.29536	1.66980	1.99897	2.38801	2.65748	3.22696
63	0.67840	1.29513	1.66940	1.99834	2.38701	2.65615	3.22471
64	0.67834	1.29492	1.66901	1.99773	2.38604	2.65485	3.22253
65	0.67828	1.29471	1.66864	1.99714	2.38510	2.65360	3.22041
66	0.67823	1.29451	1.66827	1.99656	2.38419	2.65239	3.21837
67	0.67817	1.29432	1.66792	1.99601	2.38330	2.65122	3.21639
68	0.67811	1.29413	1.66757	1.99547	2.38245	2.65008	3.21446
69	0.67806	1.29394	1.66724	1.99495	2.38161	2.64898	3.21260
70	0.67801	1.29376	1.66691	1.99444	2.38081	2.64790	3.21079
71	0.67796	1.29359	1.66660	1.99394	2.38002	2.64686	3.20903
72	0.67791	1.29342	1.66629	1.99346	2.37926	2.64585	3.20733
73	0.67787	1.29326	1.66600	1.99300	2.37852	2.64487	3.20567
74	0.67782	1.29310	1.66571	1.99254	2.37780	2.64391	3.20406
75	0.67778	1.29294	1.66543	1.99210	2.37710	2.64298	3.20249
76	0.67773	1.29279	1.66515	1.99167	2.37642	2.64208	3.20096
77	0.67769	1.29264	1.66488	1.99125	2.37576	2.64120	3.19948
78	0.67765	1.29250	1.66462	1.99085	2.37511	2.64034	3.19804
79	0.67761	1.29236	1.66437	1.99045	2.37448	2.63950	3.19663
80	0.67757	1.29222	1.66412	1.99006	2.37387	2.63869	3.19526

Catatan: Probabilita yang lebih kecil yang ditunjukkan pada judul tiap kolom adalah luas daerah dalam satu ujung, sedangkan probabilitas yang lebih besar adalah luas daerah dalam kedua ujung

Titik Persentase Distribusi t (df = 81 –120)

df \ Pr	0.25	0.10	0.05	0.025	0.01	0.005	0.001
	0.50	0.20	0.10	0.050	0.02	0.010	0.002
81	0.67753	1.29209	1.66388	1.98969	2.37327	2.63790	3.19392
82	0.67749	1.29196	1.66365	1.98932	2.37269	2.63712	3.19262
83	0.67746	1.29183	1.66342	1.98896	2.37212	2.63637	3.19135
84	0.67742	1.29171	1.66320	1.98861	2.37156	2.63563	3.19011
85	0.67739	1.29159	1.66298	1.98827	2.37102	2.63491	3.18890
86	0.67735	1.29147	1.66277	1.98793	2.37049	2.63421	3.18772
87	0.67732	1.29136	1.66256	1.98761	2.36998	2.63353	3.18657
88	0.67729	1.29125	1.66235	1.98729	2.36947	2.63286	3.18544
89	0.67726	1.29114	1.66216	1.98698	2.36898	2.63220	3.18434
90	0.67723	1.29103	1.66196	1.98667	2.36850	2.63157	3.18327
91	0.67720	1.29092	1.66177	1.98638	2.36803	2.63094	3.18222
92	0.67717	1.29082	1.66159	1.98609	2.36757	2.63033	3.18119
93	0.67714	1.29072	1.66140	1.98580	2.36712	2.62973	3.18019
94	0.67711	1.29062	1.66123	1.98552	2.36667	2.62915	3.17921
95	0.67708	1.29053	1.66105	1.98525	2.36624	2.62858	3.17825
96	0.67705	1.29043	1.66088	1.98498	2.36582	2.62802	3.17731
97	0.67703	1.29034	1.66071	1.98472	2.36541	2.62747	3.17639
98	0.67700	1.29025	1.66055	1.98447	2.36500	2.62693	3.17549
99	0.67698	1.29016	1.66039	1.98422	2.36461	2.62641	3.17460
100	0.67695	1.29007	1.66023	1.98397	2.36422	2.62589	3.17374
101	0.67693	1.28999	1.66008	1.98373	2.36384	2.62539	3.17289
102	0.67690	1.28991	1.65993	1.98350	2.36346	2.62489	3.17206
103	0.67688	1.28982	1.65978	1.98326	2.36310	2.62441	3.17125
104	0.67686	1.28974	1.65964	1.98304	2.36274	2.62393	3.17045
105	0.67683	1.28967	1.65950	1.98282	2.36239	2.62347	3.16967
106	0.67681	1.28959	1.65936	1.98260	2.36204	2.62301	3.16890
107	0.67679	1.28951	1.65922	1.98238	2.36170	2.62256	3.16815
108	0.67677	1.28944	1.65909	1.98217	2.36137	2.62212	3.16741
109	0.67675	1.28937	1.65895	1.98197	2.36105	2.62169	3.16669
110	0.67673	1.28930	1.65882	1.98177	2.36073	2.62126	3.16598
111	0.67671	1.28922	1.65870	1.98157	2.36041	2.62085	3.16528
112	0.67669	1.28916	1.65857	1.98137	2.36010	2.62044	3.16460
113	0.67667	1.28909	1.65845	1.98118	2.35980	2.62004	3.16392
114	0.67665	1.28902	1.65833	1.98099	2.35950	2.61964	3.16326
115	0.67663	1.28896	1.65821	1.98081	2.35921	2.61926	3.16262
116	0.67661	1.28889	1.65810	1.98063	2.35892	2.61888	3.16198
117	0.67659	1.28883	1.65798	1.98045	2.35864	2.61850	3.16135
118	0.67657	1.28877	1.65787	1.98027	2.35837	2.61814	3.16074
119	0.67656	1.28871	1.65776	1.98010	2.35809	2.61778	3.16013
120	0.67654	1.28865	1.65765	1.97993	2.35782	2.61742	3.15954

Catatan: Probabilita yang lebih kecil yang ditunjukkan pada judul tiap kolom adalah luas daerah dalam satu ujung, sedangkan probabilitas yang lebih besar adalah luas daerah dalam kedua ujung

Titik Persentase Distribusi t (df = 121 –160)

df \ Pr	0.25	0.10	0.05	0.025	0.01	0.005	0.001
	0.50	0.20	0.10	0.050	0.02	0.010	0.002
121	0.67652	1.28859	1.65754	1.97976	2.35756	2.61707	3.15895
122	0.67651	1.28853	1.65744	1.97960	2.35730	2.61673	3.15838
123	0.67649	1.28847	1.65734	1.97944	2.35705	2.61639	3.15781
124	0.67647	1.28842	1.65723	1.97928	2.35680	2.61606	3.15726
125	0.67646	1.28836	1.65714	1.97912	2.35655	2.61573	3.15671
126	0.67644	1.28831	1.65704	1.97897	2.35631	2.61541	3.15617
127	0.67643	1.28825	1.65694	1.97882	2.35607	2.61510	3.15565
128	0.67641	1.28820	1.65685	1.97867	2.35583	2.61478	3.15512
129	0.67640	1.28815	1.65675	1.97852	2.35560	2.61448	3.15461
130	0.67638	1.28810	1.65666	1.97838	2.35537	2.61418	3.15411
131	0.67637	1.28805	1.65657	1.97824	2.35515	2.61388	3.15361
132	0.67635	1.28800	1.65648	1.97810	2.35493	2.61359	3.15312
133	0.67634	1.28795	1.65639	1.97796	2.35471	2.61330	3.15264
134	0.67633	1.28790	1.65630	1.97783	2.35450	2.61302	3.15217
135	0.67631	1.28785	1.65622	1.97769	2.35429	2.61274	3.15170
136	0.67630	1.28781	1.65613	1.97756	2.35408	2.61246	3.15124
137	0.67628	1.28776	1.65605	1.97743	2.35387	2.61219	3.15079
138	0.67627	1.28772	1.65597	1.97730	2.35367	2.61193	3.15034
139	0.67626	1.28767	1.65589	1.97718	2.35347	2.61166	3.14990
140	0.67625	1.28763	1.65581	1.97705	2.35328	2.61140	3.14947
141	0.67623	1.28758	1.65573	1.97693	2.35309	2.61115	3.14904
142	0.67622	1.28754	1.65566	1.97681	2.35289	2.61090	3.14862
143	0.67621	1.28750	1.65558	1.97669	2.35271	2.61065	3.14820
144	0.67620	1.28746	1.65550	1.97658	2.35252	2.61040	3.14779
145	0.67619	1.28742	1.65543	1.97646	2.35234	2.61016	3.14739
146	0.67617	1.28738	1.65536	1.97635	2.35216	2.60992	3.14699
147	0.67616	1.28734	1.65529	1.97623	2.35198	2.60969	3.14660
148	0.67615	1.28730	1.65521	1.97612	2.35181	2.60946	3.14621
149	0.67614	1.28726	1.65514	1.97601	2.35163	2.60923	3.14583
150	0.67613	1.28722	1.65508	1.97591	2.35146	2.60900	3.14545
151	0.67612	1.28718	1.65501	1.97580	2.35130	2.60878	3.14508
152	0.67611	1.28715	1.65494	1.97569	2.35113	2.60856	3.14471
153	0.67610	1.28711	1.65487	1.97559	2.35097	2.60834	3.14435
154	0.67609	1.28707	1.65481	1.97549	2.35081	2.60813	3.14400
155	0.67608	1.28704	1.65474	1.97539	2.35065	2.60792	3.14364
156	0.67607	1.28700	1.65468	1.97529	2.35049	2.60771	3.14330
157	0.67606	1.28697	1.65462	1.97519	2.35033	2.60751	3.14295
158	0.67605	1.28693	1.65455	1.97509	2.35018	2.60730	3.14261
159	0.67604	1.28690	1.65449	1.97500	2.35003	2.60710	3.14228
160	0.67603	1.28687	1.65443	1.97490	2.34988	2.60691	3.14195

Catatan: Probabilita yang lebih kecil yang ditunjukkan pada judul tiap kolom adalah luas daerah dalam satu ujung, sedangkan probabilitas yang lebih besar adalah luas daerah dalam kedua ujung

Titik Persentase Distribusi t (df = 161 –200)

df \ Pr	0.25	0.10	0.05	0.025	0.01	0.005	0.001
	0.50	0.20	0.10	0.050	0.02	0.010	0.002
161	0.67602	1.28683	1.65437	1.97481	2.34973	2.60671	3.14162
162	0.67601	1.28680	1.65431	1.97472	2.34959	2.60652	3.14130
163	0.67600	1.28677	1.65426	1.97462	2.34944	2.60633	3.14098
164	0.67599	1.28673	1.65420	1.97453	2.34930	2.60614	3.14067
165	0.67598	1.28670	1.65414	1.97445	2.34916	2.60595	3.14036
166	0.67597	1.28667	1.65408	1.97436	2.34902	2.60577	3.14005
167	0.67596	1.28664	1.65403	1.97427	2.34888	2.60559	3.13975
168	0.67595	1.28661	1.65397	1.97419	2.34875	2.60541	3.13945
169	0.67594	1.28658	1.65392	1.97410	2.34862	2.60523	3.13915
170	0.67594	1.28655	1.65387	1.97402	2.34848	2.60506	3.13886
171	0.67593	1.28652	1.65381	1.97393	2.34835	2.60489	3.13857
172	0.67592	1.28649	1.65376	1.97385	2.34822	2.60471	3.13829
173	0.67591	1.28646	1.65371	1.97377	2.34810	2.60455	3.13801
174	0.67590	1.28644	1.65366	1.97369	2.34797	2.60438	3.13773
175	0.67589	1.28641	1.65361	1.97361	2.34784	2.60421	3.13745
176	0.67589	1.28638	1.65356	1.97353	2.34772	2.60405	3.13718
177	0.67588	1.28635	1.65351	1.97346	2.34760	2.60389	3.13691
178	0.67587	1.28633	1.65346	1.97338	2.34748	2.60373	3.13665
179	0.67586	1.28630	1.65341	1.97331	2.34736	2.60357	3.13638
180	0.67586	1.28627	1.65336	1.97323	2.34724	2.60342	3.13612
181	0.67585	1.28625	1.65332	1.97316	2.34713	2.60326	3.13587
182	0.67584	1.28622	1.65327	1.97308	2.34701	2.60311	3.13561
183	0.67583	1.28619	1.65322	1.97301	2.34690	2.60296	3.13536
184	0.67583	1.28617	1.65318	1.97294	2.34678	2.60281	3.13511
185	0.67582	1.28614	1.65313	1.97287	2.34667	2.60267	3.13487
186	0.67581	1.28612	1.65309	1.97280	2.34656	2.60252	3.13463
187	0.67580	1.28610	1.65304	1.97273	2.34645	2.60238	3.13438
188	0.67580	1.28607	1.65300	1.97266	2.34635	2.60223	3.13415
189	0.67579	1.28605	1.65296	1.97260	2.34624	2.60209	3.13391
190	0.67578	1.28602	1.65291	1.97253	2.34613	2.60195	3.13368
191	0.67578	1.28600	1.65287	1.97246	2.34603	2.60181	3.13345
192	0.67577	1.28598	1.65283	1.97240	2.34593	2.60168	3.13322
193	0.67576	1.28595	1.65279	1.97233	2.34582	2.60154	3.13299
194	0.67576	1.28593	1.65275	1.97227	2.34572	2.60141	3.13277
195	0.67575	1.28591	1.65271	1.97220	2.34562	2.60128	3.13255
196	0.67574	1.28589	1.65267	1.97214	2.34552	2.60115	3.13233
197	0.67574	1.28586	1.65263	1.97208	2.34543	2.60102	3.13212
198	0.67573	1.28584	1.65259	1.97202	2.34533	2.60089	3.13190
199	0.67572	1.28582	1.65255	1.97196	2.34523	2.60076	3.13169
200	0.67572	1.28580	1.65251	1.97190	2.34514	2.60063	3.13148

Catatan: Probabilita yang lebih kecil yang ditunjukkan pada judul tiap kolom adalah luas daerah dalam satu ujung, sedangkan probabilitas yang lebih besar adalah luas daerah dalam kedua ujung

Titik Persentase Distribusi F

Probabilita = 0.05



Titik Persentase Distribusi F untuk Probabilita = 0,05

df untuk penyebut (N2)	df untuk pembilang (N1)														
	1	2	3	4	5	6	7	8	9	10	11	12	13	14	15
1	161	199	216	225	230	234	237	239	241	242	243	244	245	245	246
2	18.51	19.00	19.16	19.25	19.30	19.33	19.35	19.37	19.38	19.40	19.40	19.41	19.42	19.42	19.43
3	10.13	9.55	9.28	9.12	9.01	8.94	8.89	8.85	8.81	8.79	8.76	8.74	8.73	8.71	8.70
4	7.71	6.94	6.59	6.39	6.26	6.16	6.09	6.04	6.00	5.96	5.94	5.91	5.89	5.87	5.86
5	6.61	5.79	5.41	5.19	5.05	4.95	4.88	4.82	4.77	4.74	4.70	4.68	4.66	4.64	4.62
6	5.99	5.14	4.76	4.53	4.39	4.28	4.21	4.15	4.10	4.06	4.03	4.00	3.98	3.96	3.94
7	5.59	4.74	4.35	4.12	3.97	3.87	3.79	3.73	3.68	3.64	3.60	3.57	3.55	3.53	3.51
8	5.32	4.46	4.07	3.84	3.69	3.58	3.50	3.44	3.39	3.35	3.31	3.28	3.26	3.24	3.22
9	5.12	4.26	3.86	3.63	3.48	3.37	3.29	3.23	3.18	3.14	3.10	3.07	3.05	3.03	3.01
10	4.96	4.10	3.71	3.48	3.33	3.22	3.14	3.07	3.02	2.98	2.94	2.91	2.89	2.86	2.85
11	4.84	3.98	3.59	3.36	3.20	3.09	3.01	2.95	2.90	2.85	2.82	2.79	2.76	2.74	2.72
12	4.75	3.89	3.49	3.26	3.11	3.00	2.91	2.85	2.80	2.75	2.72	2.69	2.66	2.64	2.62
13	4.67	3.81	3.41	3.18	3.03	2.92	2.83	2.77	2.71	2.67	2.63	2.60	2.58	2.55	2.53
14	4.60	3.74	3.34	3.11	2.96	2.85	2.76	2.70	2.65	2.60	2.57	2.53	2.51	2.48	2.46
15	4.54	3.68	3.29	3.06	2.90	2.79	2.71	2.64	2.59	2.54	2.51	2.48	2.45	2.42	2.40
16	4.49	3.63	3.24	3.01	2.85	2.74	2.66	2.59	2.54	2.49	2.46	2.42	2.40	2.37	2.35
17	4.45	3.59	3.20	2.96	2.81	2.70	2.61	2.55	2.49	2.45	2.41	2.38	2.35	2.33	2.31
18	4.41	3.55	3.16	2.93	2.77	2.66	2.58	2.51	2.46	2.41	2.37	2.34	2.31	2.29	2.27
19	4.38	3.52	3.13	2.90	2.74	2.63	2.54	2.48	2.42	2.38	2.34	2.31	2.28	2.26	2.23
20	4.35	3.49	3.10	2.87	2.71	2.60	2.51	2.45	2.39	2.35	2.31	2.28	2.25	2.22	2.20
21	4.32	3.47	3.07	2.84	2.68	2.57	2.49	2.42	2.37	2.32	2.28	2.25	2.22	2.20	2.18
22	4.30	3.44	3.05	2.82	2.66	2.55	2.46	2.40	2.34	2.30	2.26	2.23	2.20	2.17	2.15
23	4.28	3.42	3.03	2.80	2.64	2.53	2.44	2.37	2.32	2.27	2.24	2.20	2.18	2.15	2.13
24	4.26	3.40	3.01	2.78	2.62	2.51	2.42	2.36	2.30	2.25	2.22	2.18	2.15	2.13	2.11
25	4.24	3.39	2.99	2.76	2.60	2.49	2.40	2.34	2.28	2.24	2.20	2.16	2.14	2.11	2.09
26	4.23	3.37	2.98	2.74	2.59	2.47	2.39	2.32	2.27	2.22	2.18	2.15	2.12	2.09	2.07
27	4.21	3.35	2.96	2.73	2.57	2.46	2.37	2.31	2.25	2.20	2.17	2.13	2.10	2.08	2.06
28	4.20	3.34	2.95	2.71	2.56	2.45	2.36	2.29	2.24	2.19	2.15	2.12	2.09	2.06	2.04
29	4.18	3.33	2.93	2.70	2.55	2.43	2.35	2.28	2.22	2.18	2.14	2.10	2.08	2.05	2.03
30	4.17	3.32	2.92	2.69	2.53	2.42	2.33	2.27	2.21	2.16	2.13	2.09	2.06	2.04	2.01
31	4.16	3.30	2.91	2.68	2.52	2.41	2.32	2.25	2.20	2.15	2.11	2.08	2.05	2.03	2.00
32	4.15	3.29	2.90	2.67	2.51	2.40	2.31	2.24	2.19	2.14	2.10	2.07	2.04	2.01	1.99
33	4.14	3.28	2.89	2.66	2.50	2.39	2.30	2.23	2.18	2.13	2.09	2.06	2.03	2.00	1.98
34	4.13	3.28	2.88	2.65	2.49	2.38	2.29	2.23	2.17	2.12	2.08	2.05	2.02	1.99	1.97
35	4.12	3.27	2.87	2.64	2.49	2.37	2.29	2.22	2.16	2.11	2.07	2.04	2.01	1.99	1.96
36	4.11	3.26	2.87	2.63	2.48	2.36	2.28	2.21	2.15	2.11	2.07	2.03	2.00	1.98	1.95
37	4.11	3.25	2.86	2.63	2.47	2.36	2.27	2.20	2.14	2.10	2.06	2.02	2.00	1.97	1.95
38	4.10	3.24	2.85	2.62	2.46	2.35	2.26	2.19	2.14	2.09	2.05	2.02	1.99	1.96	1.94
39	4.09	3.24	2.85	2.61	2.46	2.34	2.26	2.19	2.13	2.08	2.04	2.01	1.98	1.95	1.93
40	4.08	3.23	2.84	2.61	2.45	2.34	2.25	2.18	2.12	2.08	2.04	2.00	1.97	1.95	1.92
41	4.08	3.23	2.83	2.60	2.44	2.33	2.24	2.17	2.12	2.07	2.03	2.00	1.97	1.94	1.92
42	4.07	3.22	2.83	2.59	2.44	2.32	2.24	2.17	2.11	2.06	2.03	1.99	1.96	1.94	1.91
43	4.07	3.21	2.82	2.59	2.43	2.32	2.23	2.16	2.11	2.06	2.02	1.99	1.96	1.93	1.91
44	4.06	3.21	2.82	2.58	2.43	2.31	2.23	2.16	2.10	2.05	2.01	1.98	1.95	1.92	1.90
45	4.06	3.20	2.81	2.58	2.42	2.31	2.22	2.15	2.10	2.05	2.01	1.97	1.94	1.92	1.89

Titik Persentase Distribusi F untuk Probabilita = 0,05

df untuk penyebut (N2)	df untuk pembilang (N1)														
	1	2	3	4	5	6	7	8	9	10	11	12	13	14	15
46	4.05	3.20	2.81	2.57	2.42	2.30	2.22	2.15	2.09	2.04	2.00	1.97	1.94	1.91	1.89
47	4.05	3.20	2.80	2.57	2.41	2.30	2.21	2.14	2.09	2.04	2.00	1.96	1.93	1.91	1.88
48	4.04	3.19	2.80	2.57	2.41	2.29	2.21	2.14	2.08	2.03	1.99	1.96	1.93	1.90	1.88
49	4.04	3.19	2.79	2.56	2.40	2.29	2.20	2.13	2.08	2.03	1.99	1.96	1.93	1.90	1.88
50	4.03	3.18	2.79	2.56	2.40	2.29	2.20	2.13	2.07	2.03	1.99	1.95	1.92	1.89	1.87
51	4.03	3.18	2.79	2.55	2.40	2.28	2.20	2.13	2.07	2.02	1.98	1.95	1.92	1.89	1.87
52	4.03	3.18	2.78	2.55	2.39	2.28	2.19	2.12	2.07	2.02	1.98	1.94	1.91	1.89	1.86
53	4.02	3.17	2.78	2.55	2.39	2.28	2.19	2.12	2.06	2.01	1.97	1.94	1.91	1.88	1.86
54	4.02	3.17	2.78	2.54	2.39	2.27	2.18	2.12	2.06	2.01	1.97	1.94	1.91	1.88	1.86
55	4.02	3.16	2.77	2.54	2.38	2.27	2.18	2.11	2.06	2.01	1.97	1.93	1.90	1.88	1.85
56	4.01	3.16	2.77	2.54	2.38	2.27	2.18	2.11	2.05	2.00	1.96	1.93	1.90	1.87	1.85
57	4.01	3.16	2.77	2.53	2.38	2.26	2.18	2.11	2.05	2.00	1.96	1.93	1.90	1.87	1.85
58	4.01	3.16	2.76	2.53	2.37	2.26	2.17	2.10	2.05	2.00	1.96	1.92	1.89	1.87	1.84
59	4.00	3.15	2.76	2.53	2.37	2.26	2.17	2.10	2.04	2.00	1.96	1.92	1.89	1.86	1.84
60	4.00	3.15	2.76	2.53	2.37	2.25	2.17	2.10	2.04	1.99	1.95	1.92	1.89	1.86	1.84
61	4.00	3.15	2.76	2.52	2.37	2.25	2.16	2.09	2.04	1.99	1.95	1.91	1.88	1.86	1.83
62	4.00	3.15	2.75	2.52	2.36	2.25	2.16	2.09	2.03	1.99	1.95	1.91	1.88	1.85	1.83
63	3.99	3.14	2.75	2.52	2.36	2.25	2.16	2.09	2.03	1.98	1.94	1.91	1.88	1.85	1.83
64	3.99	3.14	2.75	2.52	2.36	2.24	2.16	2.09	2.03	1.98	1.94	1.91	1.88	1.85	1.83
65	3.99	3.14	2.75	2.51	2.36	2.24	2.15	2.08	2.03	1.98	1.94	1.90	1.87	1.85	1.82
66	3.99	3.14	2.74	2.51	2.35	2.24	2.15	2.08	2.03	1.98	1.94	1.90	1.87	1.84	1.82
67	3.98	3.13	2.74	2.51	2.35	2.24	2.15	2.08	2.02	1.98	1.93	1.90	1.87	1.84	1.82
68	3.98	3.13	2.74	2.51	2.35	2.24	2.15	2.08	2.02	1.97	1.93	1.90	1.87	1.84	1.82
69	3.98	3.13	2.74	2.50	2.35	2.23	2.15	2.08	2.02	1.97	1.93	1.90	1.86	1.84	1.81
70	3.98	3.13	2.74	2.50	2.35	2.23	2.14	2.07	2.02	1.97	1.93	1.89	1.86	1.84	1.81
71	3.98	3.13	2.73	2.50	2.34	2.23	2.14	2.07	2.01	1.97	1.93	1.89	1.86	1.83	1.81
72	3.97	3.12	2.73	2.50	2.34	2.23	2.14	2.07	2.01	1.96	1.92	1.89	1.86	1.83	1.81
73	3.97	3.12	2.73	2.50	2.34	2.23	2.14	2.07	2.01	1.96	1.92	1.89	1.86	1.83	1.81
74	3.97	3.12	2.73	2.50	2.34	2.22	2.14	2.07	2.01	1.96	1.92	1.89	1.85	1.83	1.80
75	3.97	3.12	2.73	2.49	2.34	2.22	2.13	2.06	2.01	1.96	1.92	1.88	1.85	1.83	1.80
76	3.97	3.12	2.72	2.49	2.33	2.22	2.13	2.06	2.01	1.96	1.92	1.88	1.85	1.82	1.80
77	3.97	3.12	2.72	2.49	2.33	2.22	2.13	2.06	2.00	1.96	1.92	1.88	1.85	1.82	1.80
78	3.96	3.11	2.72	2.49	2.33	2.22	2.13	2.06	2.00	1.95	1.91	1.88	1.85	1.82	1.80
79	3.96	3.11	2.72	2.49	2.33	2.22	2.13	2.06	2.00	1.95	1.91	1.88	1.85	1.82	1.79
80	3.96	3.11	2.72	2.49	2.33	2.21	2.13	2.06	2.00	1.95	1.91	1.88	1.84	1.82	1.79
81	3.96	3.11	2.72	2.48	2.33	2.21	2.12	2.05	2.00	1.95	1.91	1.87	1.84	1.82	1.79
82	3.96	3.11	2.72	2.48	2.33	2.21	2.12	2.05	2.00	1.95	1.91	1.87	1.84	1.81	1.79
83	3.96	3.11	2.71	2.48	2.32	2.21	2.12	2.05	1.99	1.95	1.91	1.87	1.84	1.81	1.79
84	3.95	3.11	2.71	2.48	2.32	2.21	2.12	2.05	1.99	1.95	1.90	1.87	1.84	1.81	1.79
85	3.95	3.10	2.71	2.48	2.32	2.21	2.12	2.05	1.99	1.94	1.90	1.87	1.84	1.81	1.79
86	3.95	3.10	2.71	2.48	2.32	2.21	2.12	2.05	1.99	1.94	1.90	1.87	1.84	1.81	1.78
87	3.95	3.10	2.71	2.48	2.32	2.20	2.12	2.05	1.99	1.94	1.90	1.87	1.83	1.81	1.78
88	3.95	3.10	2.71	2.48	2.32	2.20	2.12	2.05	1.99	1.94	1.90	1.86	1.83	1.81	1.78
89	3.95	3.10	2.71	2.47	2.32	2.20	2.11	2.04	1.99	1.94	1.90	1.86	1.83	1.80	1.78
90	3.95	3.10	2.71	2.47	2.32	2.20	2.11	2.04	1.99	1.94	1.90	1.86	1.83	1.80	1.78

Titik Persentase Distribusi F untuk Probabilita = 0,05

df untuk penyebut (N2)	df untuk pembilang (N1)														
	1	2	3	4	5	6	7	8	9	10	11	12	13	14	15
91	3.95	3.10	2.70	2.47	2.31	2.20	2.11	2.04	1.98	1.94	1.90	1.86	1.83	1.80	1.78
92	3.94	3.10	2.70	2.47	2.31	2.20	2.11	2.04	1.98	1.94	1.89	1.86	1.83	1.80	1.78
93	3.94	3.09	2.70	2.47	2.31	2.20	2.11	2.04	1.98	1.93	1.89	1.86	1.83	1.80	1.78
94	3.94	3.09	2.70	2.47	2.31	2.20	2.11	2.04	1.98	1.93	1.89	1.86	1.83	1.80	1.77
95	3.94	3.09	2.70	2.47	2.31	2.20	2.11	2.04	1.98	1.93	1.89	1.86	1.82	1.80	1.77
96	3.94	3.09	2.70	2.47	2.31	2.19	2.11	2.04	1.98	1.93	1.89	1.85	1.82	1.80	1.77
97	3.94	3.09	2.70	2.47	2.31	2.19	2.11	2.04	1.98	1.93	1.89	1.85	1.82	1.80	1.77
98	3.94	3.09	2.70	2.46	2.31	2.19	2.10	2.03	1.98	1.93	1.89	1.85	1.82	1.79	1.77
99	3.94	3.09	2.70	2.46	2.31	2.19	2.10	2.03	1.98	1.93	1.89	1.85	1.82	1.79	1.77
100	3.94	3.09	2.70	2.46	2.31	2.19	2.10	2.03	1.97	1.93	1.89	1.85	1.82	1.79	1.77
101	3.94	3.09	2.69	2.46	2.30	2.19	2.10	2.03	1.97	1.93	1.88	1.85	1.82	1.79	1.77
102	3.93	3.09	2.69	2.46	2.30	2.19	2.10	2.03	1.97	1.92	1.88	1.85	1.82	1.79	1.77
103	3.93	3.08	2.69	2.46	2.30	2.19	2.10	2.03	1.97	1.92	1.88	1.85	1.82	1.79	1.76
104	3.93	3.08	2.69	2.46	2.30	2.19	2.10	2.03	1.97	1.92	1.88	1.85	1.82	1.79	1.76
105	3.93	3.08	2.69	2.46	2.30	2.19	2.10	2.03	1.97	1.92	1.88	1.85	1.81	1.79	1.76
106	3.93	3.08	2.69	2.46	2.30	2.19	2.10	2.03	1.97	1.92	1.88	1.84	1.81	1.79	1.76
107	3.93	3.08	2.69	2.46	2.30	2.18	2.10	2.03	1.97	1.92	1.88	1.84	1.81	1.79	1.76
108	3.93	3.08	2.69	2.46	2.30	2.18	2.10	2.03	1.97	1.92	1.88	1.84	1.81	1.78	1.76
109	3.93	3.08	2.69	2.45	2.30	2.18	2.09	2.02	1.97	1.92	1.88	1.84	1.81	1.78	1.76
110	3.93	3.08	2.69	2.45	2.30	2.18	2.09	2.02	1.97	1.92	1.88	1.84	1.81	1.78	1.76
111	3.93	3.08	2.69	2.45	2.30	2.18	2.09	2.02	1.97	1.92	1.88	1.84	1.81	1.78	1.76
112	3.93	3.08	2.69	2.45	2.30	2.18	2.09	2.02	1.96	1.92	1.88	1.84	1.81	1.78	1.76
113	3.93	3.08	2.68	2.45	2.29	2.18	2.09	2.02	1.96	1.92	1.87	1.84	1.81	1.78	1.76
114	3.92	3.08	2.68	2.45	2.29	2.18	2.09	2.02	1.96	1.91	1.87	1.84	1.81	1.78	1.75
115	3.92	3.08	2.68	2.45	2.29	2.18	2.09	2.02	1.96	1.91	1.87	1.84	1.81	1.78	1.75
116	3.92	3.07	2.68	2.45	2.29	2.18	2.09	2.02	1.96	1.91	1.87	1.84	1.81	1.78	1.75
117	3.92	3.07	2.68	2.45	2.29	2.18	2.09	2.02	1.96	1.91	1.87	1.84	1.80	1.78	1.75
118	3.92	3.07	2.68	2.45	2.29	2.18	2.09	2.02	1.96	1.91	1.87	1.84	1.80	1.78	1.75
119	3.92	3.07	2.68	2.45	2.29	2.18	2.09	2.02	1.96	1.91	1.87	1.83	1.80	1.78	1.75
120	3.92	3.07	2.68	2.45	2.29	2.18	2.09	2.02	1.96	1.91	1.87	1.83	1.80	1.78	1.75
121	3.92	3.07	2.68	2.45	2.29	2.17	2.09	2.02	1.96	1.91	1.87	1.83	1.80	1.77	1.75
122	3.92	3.07	2.68	2.45	2.29	2.17	2.09	2.02	1.96	1.91	1.87	1.83	1.80	1.77	1.75
123	3.92	3.07	2.68	2.45	2.29	2.17	2.08	2.01	1.96	1.91	1.87	1.83	1.80	1.77	1.75
124	3.92	3.07	2.68	2.44	2.29	2.17	2.08	2.01	1.96	1.91	1.87	1.83	1.80	1.77	1.75
125	3.92	3.07	2.68	2.44	2.29	2.17	2.08	2.01	1.96	1.91	1.87	1.83	1.80	1.77	1.75
126	3.92	3.07	2.68	2.44	2.29	2.17	2.08	2.01	1.95	1.91	1.87	1.83	1.80	1.77	1.75
127	3.92	3.07	2.68	2.44	2.29	2.17	2.08	2.01	1.95	1.91	1.86	1.83	1.80	1.77	1.75
128	3.92	3.07	2.68	2.44	2.29	2.17	2.08	2.01	1.95	1.91	1.86	1.83	1.80	1.77	1.75
129	3.91	3.07	2.67	2.44	2.28	2.17	2.08	2.01	1.95	1.90	1.86	1.83	1.80	1.77	1.74
130	3.91	3.07	2.67	2.44	2.28	2.17	2.08	2.01	1.95	1.90	1.86	1.83	1.80	1.77	1.74
131	3.91	3.07	2.67	2.44	2.28	2.17	2.08	2.01	1.95	1.90	1.86	1.83	1.80	1.77	1.74
132	3.91	3.06	2.67	2.44	2.28	2.17	2.08	2.01	1.95	1.90	1.86	1.83	1.79	1.77	1.74
133	3.91	3.06	2.67	2.44	2.28	2.17	2.08	2.01	1.95	1.90	1.86	1.83	1.79	1.77	1.74
134	3.91	3.06	2.67	2.44	2.28	2.17	2.08	2.01	1.95	1.90	1.86	1.83	1.79	1.77	1.74
135	3.91	3.06	2.67	2.44	2.28	2.17	2.08	2.01	1.95	1.90	1.86	1.82	1.79	1.77	1.74

Titik Persentase Distribusi F untuk Probabilita = 0,05

df untuk penyebut (N2)	df untuk pembilang (N1)														
	1	2	3	4	5	6	7	8	9	10	11	12	13	14	15
136	3.91	3.06	2.67	2.44	2.28	2.17	2.08	2.01	1.95	1.90	1.86	1.82	1.79	1.77	1.74
137	3.91	3.06	2.67	2.44	2.28	2.17	2.08	2.01	1.95	1.90	1.86	1.82	1.79	1.76	1.74
138	3.91	3.06	2.67	2.44	2.28	2.16	2.08	2.01	1.95	1.90	1.86	1.82	1.79	1.76	1.74
139	3.91	3.06	2.67	2.44	2.28	2.16	2.08	2.01	1.95	1.90	1.86	1.82	1.79	1.76	1.74
140	3.91	3.06	2.67	2.44	2.28	2.16	2.08	2.01	1.95	1.90	1.86	1.82	1.79	1.76	1.74
141	3.91	3.06	2.67	2.44	2.28	2.16	2.08	2.00	1.95	1.90	1.86	1.82	1.79	1.76	1.74
142	3.91	3.06	2.67	2.44	2.28	2.16	2.07	2.00	1.95	1.90	1.86	1.82	1.79	1.76	1.74
143	3.91	3.06	2.67	2.43	2.28	2.16	2.07	2.00	1.95	1.90	1.86	1.82	1.79	1.76	1.74
144	3.91	3.06	2.67	2.43	2.28	2.16	2.07	2.00	1.95	1.90	1.86	1.82	1.79	1.76	1.74
145	3.91	3.06	2.67	2.43	2.28	2.16	2.07	2.00	1.94	1.90	1.86	1.82	1.79	1.76	1.74
146	3.91	3.06	2.67	2.43	2.28	2.16	2.07	2.00	1.94	1.90	1.85	1.82	1.79	1.76	1.74
147	3.91	3.06	2.67	2.43	2.28	2.16	2.07	2.00	1.94	1.90	1.85	1.82	1.79	1.76	1.73
148	3.91	3.06	2.67	2.43	2.28	2.16	2.07	2.00	1.94	1.90	1.85	1.82	1.79	1.76	1.73
149	3.90	3.06	2.67	2.43	2.27	2.16	2.07	2.00	1.94	1.89	1.85	1.82	1.79	1.76	1.73
150	3.90	3.06	2.66	2.43	2.27	2.16	2.07	2.00	1.94	1.89	1.85	1.82	1.79	1.76	1.73
151	3.90	3.06	2.66	2.43	2.27	2.16	2.07	2.00	1.94	1.89	1.85	1.82	1.79	1.76	1.73
152	3.90	3.06	2.66	2.43	2.27	2.16	2.07	2.00	1.94	1.89	1.85	1.82	1.79	1.76	1.73
153	3.90	3.06	2.66	2.43	2.27	2.16	2.07	2.00	1.94	1.89	1.85	1.82	1.78	1.76	1.73
154	3.90	3.05	2.66	2.43	2.27	2.16	2.07	2.00	1.94	1.89	1.85	1.82	1.78	1.76	1.73
155	3.90	3.05	2.66	2.43	2.27	2.16	2.07	2.00	1.94	1.89	1.85	1.82	1.78	1.76	1.73
156	3.90	3.05	2.66	2.43	2.27	2.16	2.07	2.00	1.94	1.89	1.85	1.81	1.78	1.76	1.73
157	3.90	3.05	2.66	2.43	2.27	2.16	2.07	2.00	1.94	1.89	1.85	1.81	1.78	1.76	1.73
158	3.90	3.05	2.66	2.43	2.27	2.16	2.07	2.00	1.94	1.89	1.85	1.81	1.78	1.75	1.73
159	3.90	3.05	2.66	2.43	2.27	2.16	2.07	2.00	1.94	1.89	1.85	1.81	1.78	1.75	1.73
160	3.90	3.05	2.66	2.43	2.27	2.16	2.07	2.00	1.94	1.89	1.85	1.81	1.78	1.75	1.73
161	3.90	3.05	2.66	2.43	2.27	2.16	2.07	2.00	1.94	1.89	1.85	1.81	1.78	1.75	1.73
162	3.90	3.05	2.66	2.43	2.27	2.15	2.07	2.00	1.94	1.89	1.85	1.81	1.78	1.75	1.73
163	3.90	3.05	2.66	2.43	2.27	2.15	2.07	2.00	1.94	1.89	1.85	1.81	1.78	1.75	1.73
164	3.90	3.05	2.66	2.43	2.27	2.15	2.07	2.00	1.94	1.89	1.85	1.81	1.78	1.75	1.73
165	3.90	3.05	2.66	2.43	2.27	2.15	2.07	1.99	1.94	1.89	1.85	1.81	1.78	1.75	1.73
166	3.90	3.05	2.66	2.43	2.27	2.15	2.07	1.99	1.94	1.89	1.85	1.81	1.78	1.75	1.73
167	3.90	3.05	2.66	2.43	2.27	2.15	2.06	1.99	1.94	1.89	1.85	1.81	1.78	1.75	1.73
168	3.90	3.05	2.66	2.43	2.27	2.15	2.06	1.99	1.94	1.89	1.85	1.81	1.78	1.75	1.73
169	3.90	3.05	2.66	2.43	2.27	2.15	2.06	1.99	1.94	1.89	1.85	1.81	1.78	1.75	1.73
170	3.90	3.05	2.66	2.42	2.27	2.15	2.06	1.99	1.94	1.89	1.85	1.81	1.78	1.75	1.73
171	3.90	3.05	2.66	2.42	2.27	2.15	2.06	1.99	1.93	1.89	1.85	1.81	1.78	1.75	1.73
172	3.90	3.05	2.66	2.42	2.27	2.15	2.06	1.99	1.93	1.89	1.84	1.81	1.78	1.75	1.72
173	3.90	3.05	2.66	2.42	2.27	2.15	2.06	1.99	1.93	1.89	1.84	1.81	1.78	1.75	1.72
174	3.90	3.05	2.66	2.42	2.27	2.15	2.06	1.99	1.93	1.89	1.84	1.81	1.78	1.75	1.72
175	3.90	3.05	2.66	2.42	2.27	2.15	2.06	1.99	1.93	1.89	1.84	1.81	1.78	1.75	1.72
176	3.89	3.05	2.66	2.42	2.27	2.15	2.06	1.99	1.93	1.88	1.84	1.81	1.78	1.75	1.72
177	3.89	3.05	2.66	2.42	2.27	2.15	2.06	1.99	1.93	1.88	1.84	1.81	1.78	1.75	1.72
178	3.89	3.05	2.66	2.42	2.26	2.15	2.06	1.99	1.93	1.88	1.84	1.81	1.78	1.75	1.72
179	3.89	3.05	2.66	2.42	2.26	2.15	2.06	1.99	1.93	1.88	1.84	1.81	1.78	1.75	1.72
180	3.89	3.05	2.65	2.42	2.26	2.15	2.06	1.99	1.93	1.88	1.84	1.81	1.77	1.75	1.72

Titik Persentase Distribusi F untuk Probabilita = 0,05

df untuk penyebut (N2)	df untuk pembilang (N1)														
	1	2	3	4	5	6	7	8	9	10	11	12	13	14	15
181	3.89	3.05	2.65	2.42	2.26	2.15	2.06	1.99	1.93	1.88	1.84	1.81	1.77	1.75	1.72
182	3.89	3.05	2.65	2.42	2.26	2.15	2.06	1.99	1.93	1.88	1.84	1.81	1.77	1.75	1.72
183	3.89	3.05	2.65	2.42	2.26	2.15	2.06	1.99	1.93	1.88	1.84	1.81	1.77	1.75	1.72
184	3.89	3.05	2.65	2.42	2.26	2.15	2.06	1.99	1.93	1.88	1.84	1.81	1.77	1.75	1.72
185	3.89	3.04	2.65	2.42	2.26	2.15	2.06	1.99	1.93	1.88	1.84	1.80	1.77	1.75	1.72
186	3.89	3.04	2.65	2.42	2.26	2.15	2.06	1.99	1.93	1.88	1.84	1.80	1.77	1.75	1.72
187	3.89	3.04	2.65	2.42	2.26	2.15	2.06	1.99	1.93	1.88	1.84	1.80	1.77	1.74	1.72
188	3.89	3.04	2.65	2.42	2.26	2.15	2.06	1.99	1.93	1.88	1.84	1.80	1.77	1.74	1.72
189	3.89	3.04	2.65	2.42	2.26	2.15	2.06	1.99	1.93	1.88	1.84	1.80	1.77	1.74	1.72
190	3.89	3.04	2.65	2.42	2.26	2.15	2.06	1.99	1.93	1.88	1.84	1.80	1.77	1.74	1.72
191	3.89	3.04	2.65	2.42	2.26	2.15	2.06	1.99	1.93	1.88	1.84	1.80	1.77	1.74	1.72
192	3.89	3.04	2.65	2.42	2.26	2.15	2.06	1.99	1.93	1.88	1.84	1.80	1.77	1.74	1.72
193	3.89	3.04	2.65	2.42	2.26	2.15	2.06	1.99	1.93	1.88	1.84	1.80	1.77	1.74	1.72
194	3.89	3.04	2.65	2.42	2.26	2.15	2.06	1.99	1.93	1.88	1.84	1.80	1.77	1.74	1.72
195	3.89	3.04	2.65	2.42	2.26	2.15	2.06	1.99	1.93	1.88	1.84	1.80	1.77	1.74	1.72
196	3.89	3.04	2.65	2.42	2.26	2.15	2.06	1.99	1.93	1.88	1.84	1.80	1.77	1.74	1.72
197	3.89	3.04	2.65	2.42	2.26	2.14	2.06	1.99	1.93	1.88	1.84	1.80	1.77	1.74	1.72
198	3.89	3.04	2.65	2.42	2.26	2.14	2.06	1.99	1.93	1.88	1.84	1.80	1.77	1.74	1.72
199	3.89	3.04	2.65	2.42	2.26	2.14	2.06	1.99	1.93	1.88	1.84	1.80	1.77	1.74	1.72
200	3.89	3.04	2.65	2.42	2.26	2.14	2.06	1.98	1.93	1.88	1.84	1.80	1.77	1.74	1.72
201	3.89	3.04	2.65	2.42	2.26	2.14	2.06	1.98	1.93	1.88	1.84	1.80	1.77	1.74	1.72
202	3.89	3.04	2.65	2.42	2.26	2.14	2.06	1.98	1.93	1.88	1.84	1.80	1.77	1.74	1.72
203	3.89	3.04	2.65	2.42	2.26	2.14	2.05	1.98	1.93	1.88	1.84	1.80	1.77	1.74	1.72
204	3.89	3.04	2.65	2.42	2.26	2.14	2.05	1.98	1.93	1.88	1.84	1.80	1.77	1.74	1.72
205	3.89	3.04	2.65	2.42	2.26	2.14	2.05	1.98	1.93	1.88	1.84	1.80	1.77	1.74	1.72
206	3.89	3.04	2.65	2.42	2.26	2.14	2.05	1.98	1.93	1.88	1.84	1.80	1.77	1.74	1.72
207	3.89	3.04	2.65	2.42	2.26	2.14	2.05	1.98	1.93	1.88	1.84	1.80	1.77	1.74	1.71
208	3.89	3.04	2.65	2.42	2.26	2.14	2.05	1.98	1.93	1.88	1.83	1.80	1.77	1.74	1.71
209	3.89	3.04	2.65	2.41	2.26	2.14	2.05	1.98	1.92	1.88	1.83	1.80	1.77	1.74	1.71
210	3.89	3.04	2.65	2.41	2.26	2.14	2.05	1.98	1.92	1.88	1.83	1.80	1.77	1.74	1.71
211	3.89	3.04	2.65	2.41	2.26	2.14	2.05	1.98	1.92	1.88	1.83	1.80	1.77	1.74	1.71
212	3.89	3.04	2.65	2.41	2.26	2.14	2.05	1.98	1.92	1.88	1.83	1.80	1.77	1.74	1.71
213	3.89	3.04	2.65	2.41	2.26	2.14	2.05	1.98	1.92	1.88	1.83	1.80	1.77	1.74	1.71
214	3.89	3.04	2.65	2.41	2.26	2.14	2.05	1.98	1.92	1.88	1.83	1.80	1.77	1.74	1.71
215	3.89	3.04	2.65	2.41	2.26	2.14	2.05	1.98	1.92	1.87	1.83	1.80	1.77	1.74	1.71
216	3.88	3.04	2.65	2.41	2.26	2.14	2.05	1.98	1.92	1.87	1.83	1.80	1.77	1.74	1.71
217	3.88	3.04	2.65	2.41	2.26	2.14	2.05	1.98	1.92	1.87	1.83	1.80	1.77	1.74	1.71
218	3.88	3.04	2.65	2.41	2.26	2.14	2.05	1.98	1.92	1.87	1.83	1.80	1.77	1.74	1.71
219	3.88	3.04	2.65	2.41	2.26	2.14	2.05	1.98	1.92	1.87	1.83	1.80	1.77	1.74	1.71
220	3.88	3.04	2.65	2.41	2.26	2.14	2.05	1.98	1.92	1.87	1.83	1.80	1.76	1.74	1.71
221	3.88	3.04	2.65	2.41	2.25	2.14	2.05	1.98	1.92	1.87	1.83	1.80	1.76	1.74	1.71
222	3.88	3.04	2.65	2.41	2.25	2.14	2.05	1.98	1.92	1.87	1.83	1.80	1.76	1.74	1.71
223	3.88	3.04	2.65	2.41	2.25	2.14	2.05	1.98	1.92	1.87	1.83	1.80	1.76	1.74	1.71
224	3.88	3.04	2.64	2.41	2.25	2.14	2.05	1.98	1.92	1.87	1.83	1.80	1.76	1.74	1.71
225	3.88	3.04	2.64	2.41	2.25	2.14	2.05	1.98	1.92	1.87	1.83	1.80	1.76	1.74	1.71

RIWAYAT HIDUP



Dewi Lasmida. Lahir di Bekasi, 12 Juni 1995. Anak ke 4 dari 4 bersaudara pasangan Bapak Lindung Siregar dan Mega Lumban Gaol. Bertempat tinggal di JL. Pahlawan GG Dahlia No. 55 RT/RW : 001/002 Kelurahan Aren Jaya Kecamatan Bekasi Timur Kota Bekasi Provinsi Jawa Barat.

Riwayat Pendidikan. Pendidikan taman kanak-kanak di TK Setia Mekar tahun 2000, melanjutkan Sekolah Dasar SDN Aren Jaya XIX Kota Bekasi tahun 2007. melanjutkan Sekolah Menengah Pertama di SMPN 8 Tambun Selatan Bekasi tahun 2010. Sekolah Menengah Kejuruan di SMK Karya Bhakti 3 Kota Bekasi lulus tahun 2013. Melanjutkan bekerja di PT. Hirose Electric Indonesia di tahun 2013-2015. Kemudian Penulis berhenti bekerja dan melanjutkan Pendidikan S1 pada tahun 2015 di Universitas Bhayangkara Jakarta Raya, Fakultas Ekonomi, Jurusan Manajemen, Program Sumber Daya Manusia.

UNIVERSITAS BHAYANGKARA JAKARTA RAYA
FAKULTAS EKONOMI



**KARTU KONSULTASI
BIMBINGAN SKRIPSI**

Nama : Dewi Lasnida
NPM : 201510325 - 056
Jurusan : Manajemen SDM
Pembimbing I : Nurita Wahyu Setyawati, S.E., M.M
Pembimbing II :

Kampus I
Jl. Darmawangsa I/1 Kebayoran Baru, Jakarta Selatan
Telp. 021-7231948, 7267655 Fax. 021-7267657

Kampus II
Jl. Raya Perjuangan, Marga Mulya, Bekasi Utara, Kota Bekasi
Telp. 88955882

Judul Skripsi : *Pengaruh Kepemimpinan dan Disiplin Kerja terhadap Kinerja Karyawan di CV. BIKIN ELECTRONIC Bekasi Utara*

Tanggal Pendaftaran Proposal :

Lembar Pembimbing I

No.	Tanggal Konsultasi	Deskripsi Bimbingan	Paraf Pembimbing
1.	27/3	- Penambahan data di bab 1 - Bab 3 direvisi	<i>[Signature]</i>
2.	22/4	- Revisi DO - Revisi kues	<i>[Signature]</i>
3.	25/4	Bab 1 permasalahan pd LB dipertajam lagi.	<i>[Signature]</i>
4.	29/4	Bab. 2, kerangka berpikir diperbaiki & sesuaikan hipotesisnya. dgn bab 1.	<i>[Signature]</i>

No.	Tanggal Konsultasi	Deskripsi Bimbingan	Paraf Pembimbing
5.	2/5	Bab 3, cek kembali penulisan & konten pd analisis data.	
6	7/5	Buat kuesioner sekaitan dgn dimensi variabel penelitian.	
7	14/5	kuesioner ok, sebar & olah data.	
8	28/5	-hasil olah data dimasukkan ke bab 4. - Bab 4, penulisannya dirapikan.	
9.	18/6	Bab 4 & 5 ok.	
		<u>revisi</u> layak sidang skripsi	

Lembar Pembimbing II

No.	Tanggal Konsultasi	Deskripsi Bimbingan	Paraf Pembimbing