

DAFTAR RIWAYAT HIDUP



Nama : Budi Santoso
Tempat / Tanggal Lahir : Jakarta 21-Mei-1984
Alamat : PUP Blok ii 11, No.8A,
Bekasi
Tlpn : 081381082622
Email : budisantosohail@gmail.com
Website : www.budibanget.com

Budi Santoso NPM 201510325074 lahir di Jakarta, anak dari seorang ayah yang hanya bekerja sebagai kuli bangunan dan sang ibu adalah ibu rumah tangga yang hanya lulusan pendidikan SD, dia tumbuh di keluarga yang serba kekurangan. Anak ke 3 dari lima bersaudara ini memiliki impian sangat tinggi.

Dengan kerja keras dan prinsip yang selalu di pegang teguh, kini dia mampu membuktikan diri sebagai manusia yang bermanfaat bagi orang lain dan patut di banggakan bagi keluarganya. Prinsip yang selalu di pegang hingga saat ini adalah JUJUR, Integritas dan apa yang di kerjakan harus bermanfaat bagi banyak orang. sehingga sampai saat ini masih berkarir di dunia otomotif selama 12 Tahun.

Pendidikan

1991-1997 - SD Cipancuh II - Indramayu

1997-2000 - SMP Negeri 4 Haurgeulis - Indramayu

2000-2003 - SMK Teknik Bakti Persada Cirebon

2015- 2019 - Universitas Bhayangkara Bekasi - Fakultas Ekonomi - Program Studi Manajemen.



Pada Tahun 2010 Budi Santoso menjadi juara 1 pada ajang Kontes Teknisi Chevrolet tingkat nasional yang diikuti oleh teknisi 40 dealer resmi Chevrolet di seluruh Indonesia.



Pada Tahun 2014 Budi Santoso saat menjabat Service Manager Mazda Palembang meraih Mazda Dealer Excellence Award 2014. “Mazda Dealer Excellence Award

merupakan salah satu program Mazda Motor Indonesia (MMI) dalam mewujudkan visi dan misi Mazda untuk memberikan pelayanan terbaik bagi para pelanggan Mazda.



Pada Tahun 2016 Budi Santoso saat menjabat Instructor Aftersales pada divisi NLC (Nusantara Learning Center) telah memberikan peran yang membanggakan bagi karyawan dan tentunya PT. Nusantara Gorup dengan mempersembahkan Juara 1

Sales pada ajang Indonesia Cap Sales Mazda Tahun 2016, Juara 1 Service Advisor tingkat nasional pada ajang Maztec Mazda Pada Tahun 2016 dan Juara 1 Service Advisor Pada tingkat Nasional pada ajang Chevrolet Customer Care Contest 2016.

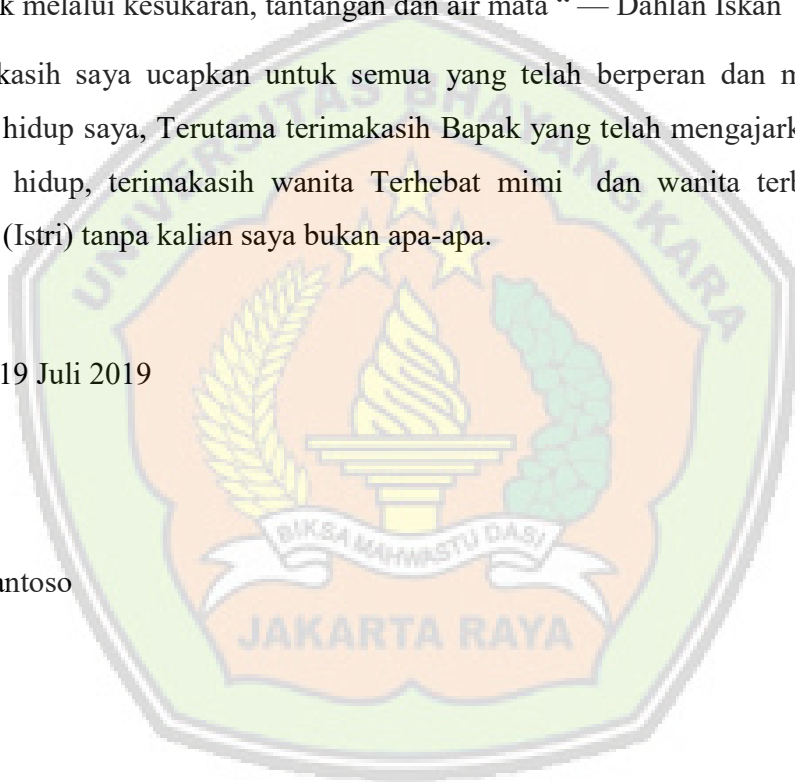
Hingga saat ini Budi Santoso telah menjabat sebagai Training dan Marketing Development Manager pada Maxindo Nusantara Group.

” Tuhan menaruhmu di tempat yang sekarang, bukan karena kebetulan. Orang yang hebat tidak dihasilkan melalui kemudahan, kesenangan, dan kenyamanan. Mereka dibentuk melalui kesukaran, tantangan dan air mata “ — Dahlan Iskan

Terimakasih saya ucapkan untuk semua yang telah berperan dan menjadi bagian sejarah hidup saya, Terutama terimakasih Bapak yang telah mengajarkan banyak hal tentang hidup, terimakasih wanita Terhebat mimi dan wanita terbaik Jusmanur Dewita (Istri) tanpa kalian saya bukan apa-apa.

Bekasi 19 Juli 2019

Budi Santoso



NPAR TESTS

```
/K-S (NORMAL) =X1 X2 Y  
/MISSING ANALYSIS.
```

NPar Tests

[DataSet0] E:\skripsi budi santoso\SKRIPSI SETELAH SIDANG\DATA BASE SURVEY.sav

One-Sample Kolmogorov-Smirnov Test

		Kualitas Pelayanan	Citra Perusahaan	Kepuasan Pelanggan
N		96	96	96
Normal Parameters ^{a,b}	Mean	40.79	39.47	40.77
	Std. Deviation	3.896	4.554	3.523
Most Extreme Differences	Absolute	.086	.068	.089
	Positive	.067	.068	.089
	Negative	-.086	-.062	-.067
Test Statistic		.086	.068	.089
Asymp. Sig. (2-tailed)		.076 ^c	.200 ^{c,d}	.060 ^c

- a. Test distribution is Normal.
- b. Calculated from data.
- c. Lilliefors Significance Correction.
- d. This is a lower bound of the true significance.

CORRELATIONS

```
/VARIABLES=X1.1 X1.2 X1.3 X1.4 X1.5 X1.6 X1.7 X1.8 X1.9 X1.10 X1  
/PRINT=TWOTAIL NOSIG  
/MISSING=PAIRWISE.
```

Correlations

Correlations

		Indikator Kualitas Pelayanan	Indikator Kualitas Pelayanan	Indikator Kualitas Pelayanan	Indikator Kualitas Pelayanan	Indikator Kualitas Pelayanan	Indikator Kualitas Pelayanan	Indikator Kualitas Pelayanan	Indikator Kualitas Pelayanan	Indikator Kualitas Pelayanan	Indikator Kualitas Pelayanan	Kualitas Pelayanan
Indikator Kualitas Pelayanan	Pearson Correlation	1	.258	.136	.219	.374	.197	.113	.128	.155	.232	.607
	Sig. (2-tailed)		.011	.186	.032	.000	.055	.273	.212	.130	.023	.000
	N	96	96	96	96	96	96	96	96	96	96	96
Indikator Kualitas Pelayanan	Pearson Correlation	.258	1	.296**	.343**	.238	.285**	.178	.167	.023	-.010	.614
	Sig. (2-tailed)	.011		.003	.001	.019	.005	.083	.103	.821	.926	.000
	N	96	96	96	96	96	96	96	96	96	96	96
Indikator Kualitas Pelayanan	Pearson Correlation	.136	.296**	1	.335**	.070	.199	.093	.180	-.093	-.010	.495
	Sig. (2-tailed)	.186	.003		.001	.497	.052	.365	.080	.368	.920	.000
	N	96	96	96	96	96	96	96	96	96	96	96
Indikator Kualitas Pelayanan	Pearson Correlation	.219	.343**	.335**	1	.220*	.115	.173	.069	-.051	.160	.592*
	Sig. (2-tailed)	.032	.001	.001		.031	.263	.092	.504	.622	.120	.000
	N	96	96	96	96	96	96	96	96	96	96	96
Indikator Kualitas Pelayanan	Pearson Correlation	.374	.238	.070	.220*	1	.364**	.143	.186	.258	.202	.589*
	Sig. (2-tailed)	.000	.019	.497	.031		.000	.165	.069	.011	.049	.000
	N	96	96	96	96	96	96	96	96	96	96	96
Indikator Kualitas Pelayanan	Pearson Correlation	.197	.285**	.199	.115	.364**	1	.098	.271**	.170	-.068	.481*
	Sig. (2-tailed)	.055	.005	.052	.263	.000		.341	.007	.098	.512	.000
	N	96	96	96	96	96	96	96	96	96	96	96
Indikator Kualitas Pelayanan	Pearson Correlation	.113	.178	.093	.173	.143	.098	1	.200	.065	.100	.394*
	Sig. (2-tailed)	.273	.083	.365	.092	.165	.341		.050	.530	.332	.000
	N	96	96	96	96	96	96	96	96	96	96	96
Indikator Kualitas Pelayanan	Pearson Correlation	.128	.167	.180	.069	.186	.271**	.200	1	.172	-.028	.430*
	Sig. (2-tailed)	.212	.103	.080	.504	.069	.007	.050		.094	.789	.000
	N	96	96	96	96	96	96	96	96	96	96	96
Indikator Kualitas Pelayanan	Pearson Correlation	.155	.023	-.093	-.051	.258	.170	.065	.172	1	.232	.336*
	Sig. (2-tailed)	.130	.821	.368	.622	.011	.098	.530	.094		.023	.001
	N	96	96	96	96	96	96	96	96	96	96	96
Indikator Kualitas Pelayanan	Pearson Correlation	.232	-.010	-.010	.160	.202	-.068	.100	-.028	.232	1	.345*
	Sig. (2-tailed)	.023	.926	.920	.120	.049	.512	.332	.789	.023		.001
	N	96	96	96	96	96	96	96	96	96	96	96
Kualitas Pelayanan	Pearson Correlation	.607**	.614**	.495**	.592**	.589**	.481**	.394**	.430**	.336**	.345**	1
	Sig. (2-tailed)	.000	.000	.000	.000	.000	.000	.000	.000	.001	.001	
	N	96	96	96	96	96	96	96	96	96	96	96

*. Correlation is significant at the 0.05 level (2-tailed).

** . Correlation is significant at the 0.01 level (2-tailed).

CORRELATIONS

/VARIABLES=X2.1 X2.2 X2.3 X2.4 X2.5 X2.6 X2.7 X2.8 X2.9 X2.10 X2

/PRINT=TWOTAIL NOSIG

/MISSING=PAIRWISE.

Correlations



Correlations

		Indikator Citra Perusahaan	Indikator Citra Perusahaan	Indikator Citra Perusahaan	Indikator Citra Perusahaan	Indikator Citra Perusahaan	Indikator Citra Perusahaan	Indikator Citra Perusahaan	Indikator Citra Perusahaan	Indikator Citra Perusahaan	Indikator Citra Perusahaan	Citra Perusahaan
Indikator Citra Perusahaan	Pearson Correlation	1	.478**	-.077	.085	.145	.186	.206	.283**	.181	.009	.526**
	Sig. (2-tailed)	.000		.458	.410	.159	.070	.044	.005	.078	.934	.000
	N	96	96	96	96	96	96	96	96	96	96	96
Indikator Citra Perusahaan	Pearson Correlation	.478**	1	-.015	.178	.238*	.219*	.322**	.442**	.162	.130	.661*
	Sig. (2-tailed)	.000		.887	.082	.020	.032	.001	.000	.115	.205	.000
	N	96	96	96	96	96	96	96	96	96	96	96
Indikator Citra Perusahaan	Pearson Correlation	-.077	-.015	1	.084	.255*	-.052	.135	.051	.024	-.037	.312**
	Sig. (2-tailed)	.458	.887		.413	.012	.612	.191	.624	.813	.718	.002
	N	96	96	96	96	96	96	96	96	96	96	96
Indikator Citra Perusahaan	Pearson Correlation	.085	.178	.084	1	-.052	.012	.109	.139	.159	.254*	.413**
	Sig. (2-tailed)	.410	.082	.413		.614	.909	.289	.178	.122	.012	.000
	N	96	96	96	96	96	96	96	96	96	96	96
Indikator Citra Perusahaan	Pearson Correlation	.145	.238*	.255*	-.052	1	.145	.118	.221*	.131	.001	.471*
	Sig. (2-tailed)	.159	.020	.012	.614		.158	.253	.030	.203	.992	.000
	N	96	96	96	96	96	96	96	96	96	96	96
Indikator Citra Perusahaan	Pearson Correlation	.186	.219*	-.052	.012	.145	1	.108	.270**	.155	.045	.441*
	Sig. (2-tailed)	.070	.032	.612	.909	.158		.293	.008	.131	.664	.000
	N	96	96	96	96	96	96	96	96	96	96	96
Indikator Citra Perusahaan	Pearson Correlation	.206	.322**	.135	.109	.118	.108	1	.319**	.313*	.026	.548*
	Sig. (2-tailed)	.044	.001	.191	.289	.253	.293		.002	.002	.799	.000
	N	96	96	96	96	96	96	96	96	96	96	96
Indikator Citra Perusahaan	Pearson Correlation	.283**	.442**	.051	.139	.221*	.270**	.319**	1	.091	.104	.593*
	Sig. (2-tailed)	.005	.000	.624	.178	.030	.008	.002		.380	.314	.000
	N	96	96	96	96	96	96	96	96	96	96	96
Indikator Citra Perusahaan	Pearson Correlation	.181	.162	.024	.159	.131	.155	.313**	.091	1	.138	.452*
	Sig. (2-tailed)	.078	.115	.813	.122	.203	.131	.002	.380		.180	.000
	N	96	96	96	96	96	96	96	96	96	96	96
Indikator Citra Perusahaan	Pearson Correlation	.009	.130	-.037	.254*	.001	.045	.026	.104	.138	1	.358*
	Sig. (2-tailed)	.934	.205	.718	.012	.992	.664	.799	.314	.180		.000
	N	96	96	96	96	96	96	96	96	96	96	96
Citra Perusahaan	Pearson Correlation	.526**	.661*	.312	.413**	.471*	.441**	.548*	.593**	.452*	.358**	1
	Sig. (2-tailed)	.000	.000	.002	.000	.000	.000	.000	.000	.000	.000	
	N	96	96	96	96	96	96	96	96	96	96	96

** . Correlation is significant at the 0.01 level (2-tailed).

* . Correlation is significant at the 0.05 level (2-tailed).

CORRELATIONS

/VARIABLES=Y.1 Y.2 Y.3 Y.4 Y.5 Y.6 Y.7 Y.8 Y.9 Y.10 Y
 /PRINT=TWOTAIL NOSIG
 /MISSING=PAIRWISE.

Correlations



Correlations

		Indikator Kepuasan Pelanggan	Indikator Kepuasan Pelanggan	Indikator Kepuasan Pelanggan	Indikator Kepuasan Pelanggan	Indikator Kepuasan Pelanggan	Indikator Kepuasan Pelanggan	Indikator Kepuasan Pelanggan	Indikator Kepuasan Pelanggan	Indikator Kepuasan Pelanggan	Indikator Kepuasan Pelanggan	Indikator Kepuasan Pelanggan	Kepuasan Pelanggan
Indikator Kepuasan Pelanggan	Pearson Correlation	1	.075	.165	.185	.306	.098	.179	-.055	.039	.093	.515	
	Sig. (2-tailed)		.466	.109	.072	.002	.344	.081	.597	.709	.366	.000	
	N	96	96	96	96	96	96	96	96	96	96	96	
Indikator Kepuasan Pelanggan	Pearson Correlation	.075	1	.000	.068	.294	-.390	.747	.187	.171	.056	.593	
	Sig. (2-tailed)	.466		1.000	.508	.004	.000	.000	.069	.095	.585	.000	
	N	96	96	96	96	96	96	96	96	96	96	96	
Indikator Kepuasan Pelanggan	Pearson Correlation	.165	.000	1	.140	.242	-.004	.038	.165	.009	.136	.411	
	Sig. (2-tailed)	.109	1.000		.175	.018	.973	.717	.108	.930	.186	.000	
	N	96	96	96	96	96	96	96	96	96	96	96	
Indikator Kepuasan Pelanggan	Pearson Correlation	.185	.068	.140	1	.201	.200	.146	.066	-.013	.159	.402	
	Sig. (2-tailed)	.072	.508	.175		.050	.050	.156	.521	.903	.121	.000	
	N	96	96	96	96	96	96	96	96	96	96	96	
Indikator Kepuasan Pelanggan	Pearson Correlation	.306	.294	.242	.201	1	.329	.185	.103	.186	.157	.576	
	Sig. (2-tailed)	.002	.004	.018	.050		.001	.070	.318	.069	.128	.000	
	N	96	96	96	96	96	96	96	96	96	96	96	
Indikator Kepuasan Pelanggan	Pearson Correlation	.098	.390	-.004	.200	.329	1	.276	.240	.144	-.079	.468	
	Sig. (2-tailed)	.344	.000	.973	.050	.001		.006	.019	.161	.443	.000	
	N	96	96	96	96	96	96	96	96	96	96	96	
Indikator Kepuasan Pelanggan	Pearson Correlation	.179	.747	.038	.146	.185	.276	1	.317	.003	.005	.641	
	Sig. (2-tailed)	.081	.000	.717	.156	.070	.006		.002	.974	.963	.000	
	N	96	96	96	96	96	96	96	96	96	96	96	
Indikator Kepuasan Pelanggan	Pearson Correlation	-.055	.187	.165	.066	.103	.240	.317	1	.105	.010	.493	
	Sig. (2-tailed)	.597	.069	.108	.521	.318	.019	.002		.309	.922	.000	
	N	96	96	96	96	96	96	96	96	96	96	96	
Indikator Kepuasan Pelanggan	Pearson Correlation	.039	.171	.009	-.013	.186	.144	.003	.105	1	.250	.330	
	Sig. (2-tailed)	.709	.095	.930	.903	.069	.161	.974	.309		.014	.001	
	N	96	96	96	96	96	96	96	96	96	96	96	
Indikator Kepuasan Pelanggan	Pearson Correlation	.093	.056	.136	.159	.157	-.079	.005	.010	.250	1	.340	
	Sig. (2-tailed)	.366	.585	.186	.121	.128	.443	.963	.922	.014		.001	
	N	96	96	96	96	96	96	96	96	96	96	96	
Kepuasan Pelanggan	Pearson Correlation	.515	.593	.411	.402	.576	.468	.641	.493	.330	.340	1	
	Sig. (2-tailed)	.000	.000	.000	.000	.000	.000	.000	.000	.001	.001		
	N	96	96	96	96	96	96	96	96	96	96	96	

** . Correlation is significant at the 0.01 level (2-tailed).
 * . Correlation is significant at the 0.05 level (2-tailed).

RELIABILITY

```

/VARIABLES=X1.1 X1.2 X1.3 X1.4 X1.5 X1.6 X1.7 X1.8 X1.9 X1.10
/SCALE('ALL VARIABLES') ALL
/MODEL=ALPHA
/SUMMARY=TOTAL.
    
```

Reliability

Scale: ALL VARIABLES

Case Processing Summary

		N	%
Cases	Valid	96	100.0
	Excluded ^a	0	.0
	Total	96	100.0

a. Listwise deletion based on all variables in the procedure.

Reliability Statistics

Cronbach's Alpha	N of Items
.653	10

Item-Total Statistics

	Scale Mean if Item Deleted	Scale Variance if Item Deleted	Corrected Item-Total Correlation	Cronbach's Alpha if Item Deleted
Indikator Kualitas Pelayanan	37.10	11.484	.406	.607
Indikator Kualitas Pelayanan	36.91	11.475	.419	.604
Indikator Kualitas Pelayanan	36.91	12.507	.289	.635
Indikator Kualitas Pelayanan	36.76	11.510	.379	.615
Indikator Kualitas Pelayanan	36.69	12.491	.455	.604
Indikator Kualitas Pelayanan	36.49	13.431	.362	.626
Indikator Kualitas Pelayanan	36.45	13.703	.254	.640
Indikator Kualitas Pelayanan	36.59	13.402	.278	.636
Indikator Kualitas Pelayanan	36.66	13.849	.166	.655
Indikator Kualitas Pelayanan	36.57	13.826	.182	.652

RELIABILITY

/VARIABLES=X2.1 X2.2 X2.3 X2.4 X2.5 X2.6 X2.7 X2.8 X2.9 X2.10

/SCALE('ALL VARIABLES') ALL

/MODEL=ALPHA.

Reliability

Scale: ALL VARIABLES

Case Processing Summary

		N	%
Cases	Valid	96	100.0
	Excluded ^a	0	.0
	Total	96	100.0

a. Listwise deletion based on all variables in the procedure.

Reliability Statistics

Cronbach's Alpha	N of Items
.610	10

RELIABILITY

```
/VARIABLES=Y.1 Y.2 Y.3 Y.4 Y.5 Y.6 Y.7 Y.8 Y.9 Y.10  
/SCALE('ALL VARIABLES') ALL  
/MODEL=ALPHA  
/SUMMARY=TOTAL.
```

Reliability

Scale: ALL VARIABLES

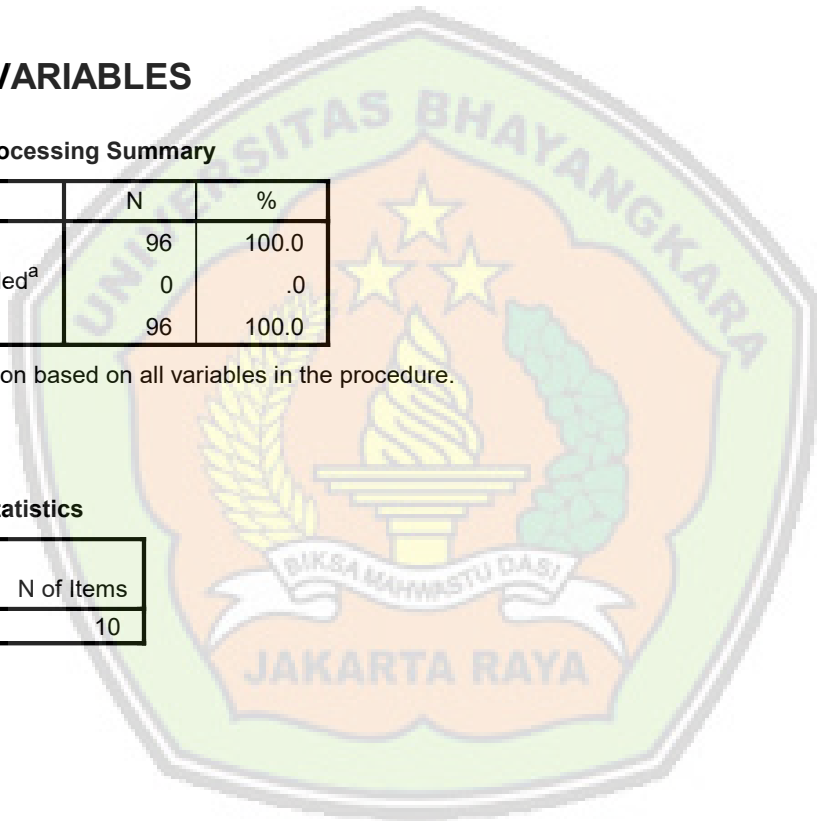
Case Processing Summary

		N	%
Cases	Valid	96	100.0
	Excluded ^a	0	.0
	Total	96	100.0

a. Listwise deletion based on all variables in the procedure.

Reliability Statistics

Cronbach's Alpha	N of Items
.602	10



Item-Total Statistics

	Scale Mean if Item Deleted	Scale Variance if Item Deleted	Corrected Item-Total Correlation	Cronbach's Alpha if Item Deleted
Indikator Kepuasan Pelanggan	37.00	9.600	.225	.606
Indikator Kepuasan Pelanggan	36.52	10.379	.474	.543
Indikator Kepuasan Pelanggan	36.90	10.789	.210	.592
Indikator Kepuasan Pelanggan	36.65	11.157	.260	.582
Indikator Kepuasan Pelanggan	36.60	10.410	.451	.546
Indikator Kepuasan Pelanggan	36.45	11.029	.349	.570
Indikator Kepuasan Pelanggan	36.89	8.966	.429	.530
Indikator Kepuasan Pelanggan	36.80	9.971	.240	.592
Indikator Kepuasan Pelanggan	36.57	11.405	.175	.597
Indikator Kepuasan Pelanggan	36.56	11.259	.160	.601

REGRESSION

```

/MISSING LISTWISE
/STATISTICS COEFF OUTS R ANOVA CHANGE
/CRITERIA=PIN(.05) POUT(.10)
/NOORIGIN
/DEPENDENT Y
/METHOD=ENTER X1 X2
/SCATTERPLOT=(*SRESID ,*ZPRED)
/RESIDUALS DURBIN HISTOGRAM(ZRESID) NORMPROB(ZRESID)
/CASEWISE PLOT(ZRESID) OUTLIERS(3)
/SAVE RESID.

```

Regression

Variables Entered/Removed^a

Model	Variables Entered	Variables Removed	Method
1	Citra Perusahaan , Kualitas Pelayanan ^b	.	Enter

a. Dependent Variable: Kepuasan Pelanggan

b. All requested variables entered.

Model Summary^b

Model	R	R Square	Adjusted R Square	Std. Error of the Estimate	Change Statistics					Durbin-Watson
					R Square Change	F Change	df1	df2	Sig. F Change	
1	.822 ^a	.675	.668	2.029	.675	96.638	2	93	.000	1.757

a. Predictors: (Constant), Citra Perusahaan , Kualitas Pelayanan

b. Dependent Variable: Kepuasan Pelanggan

ANOVA^a

Model		Sum of Squares	df	Mean Square	F	Sig.
1	Regression	795.960	2	397.980	96.638	.000 ^b
	Residual	382.998	93	4.118		
	Total	1178.958	95			

a. Dependent Variable: Kepuasan Pelanggan

b. Predictors: (Constant), Citra Perusahaan , Kualitas Pelayanan

Coefficients^a

Model		Unstandardized Coefficients		Standardized Coefficients	t	Sig.
		B	Std. Error	Beta		
1	(Constant)	9.869	2.454		4.022	.000
	Kualitas Pelayanan	.731	.057	.809	12.802	.000
	Citra Perusahaan	.027	.049	.035	.558	.578

a. Dependent Variable: Kepuasan Pelanggan

Casewise Diagnostics^a

Case Number	Std. Residual	Kepuasan Pelanggan	Predicted Value	Residual
34	-3.126	34	40.34	-6.343

a. Dependent Variable: Kepuasan Pelanggan

Residuals Statistics^a

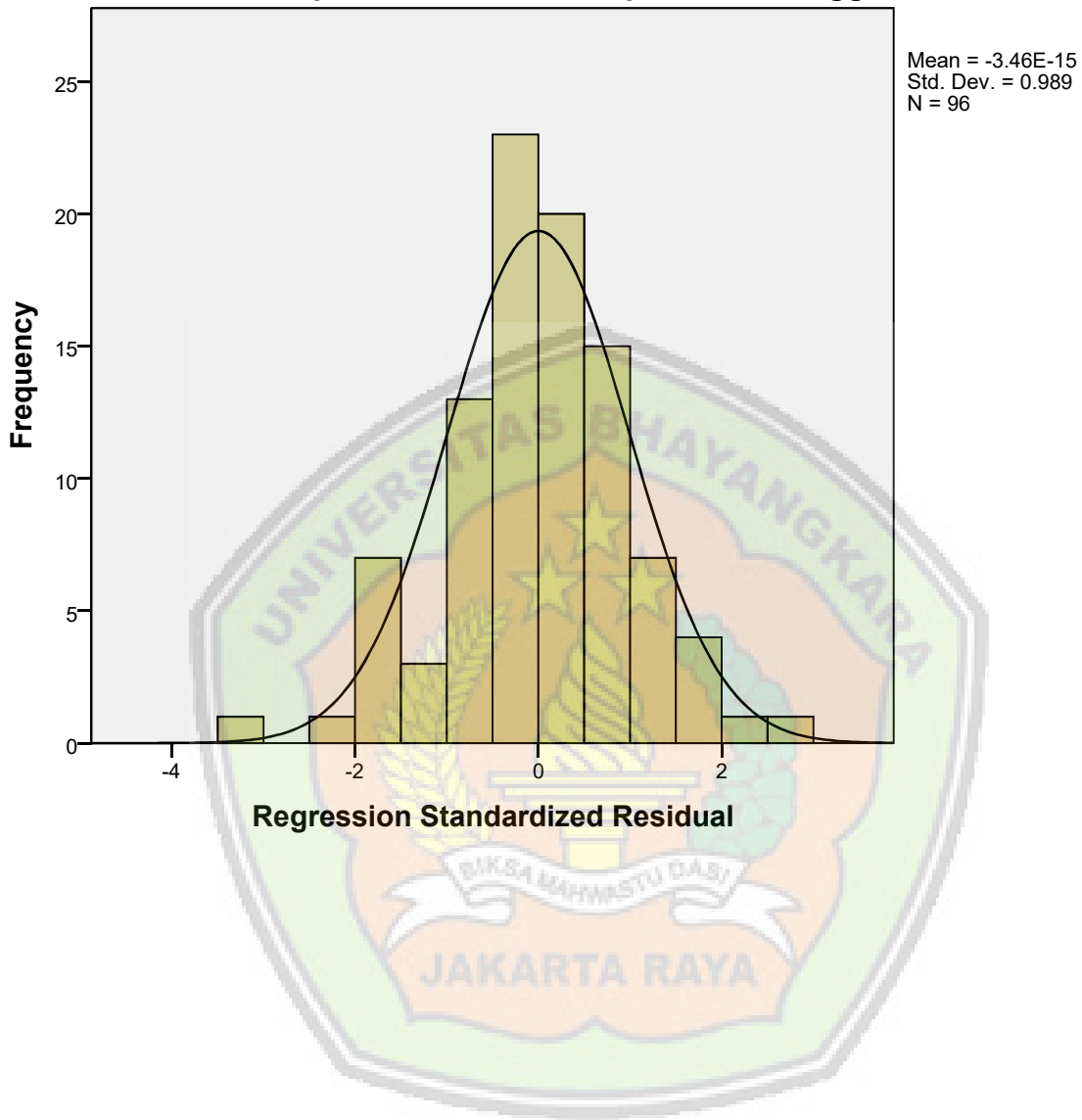
	Minimum	Maximum	Mean	Std. Deviation	N
Predicted Value	31.19	46.73	40.77	2.895	96
Std. Predicted Value	-3.311	2.060	.000	1.000	96
Standard Error of Predicted Value	.209	.731	.341	.113	96
Adjusted Predicted Value	30.77	46.64	40.75	2.928	96
Residual	-6.343	5.891	.000	2.008	96
Std. Residual	-3.126	2.903	.000	.989	96
Stud. Residual	-3.175	3.083	.004	1.011	96
Deleted Residual	-6.544	6.645	.016	2.097	96
Stud. Deleted Residual	-3.344	3.236	.003	1.028	96
Mahal. Distance	.020	11.344	1.979	2.153	96
Cook's Distance	.000	.406	.015	.045	96
Centered Leverage Value	.000	.119	.021	.023	96

a. Dependent Variable: Kepuasan Pelanggan

Charts

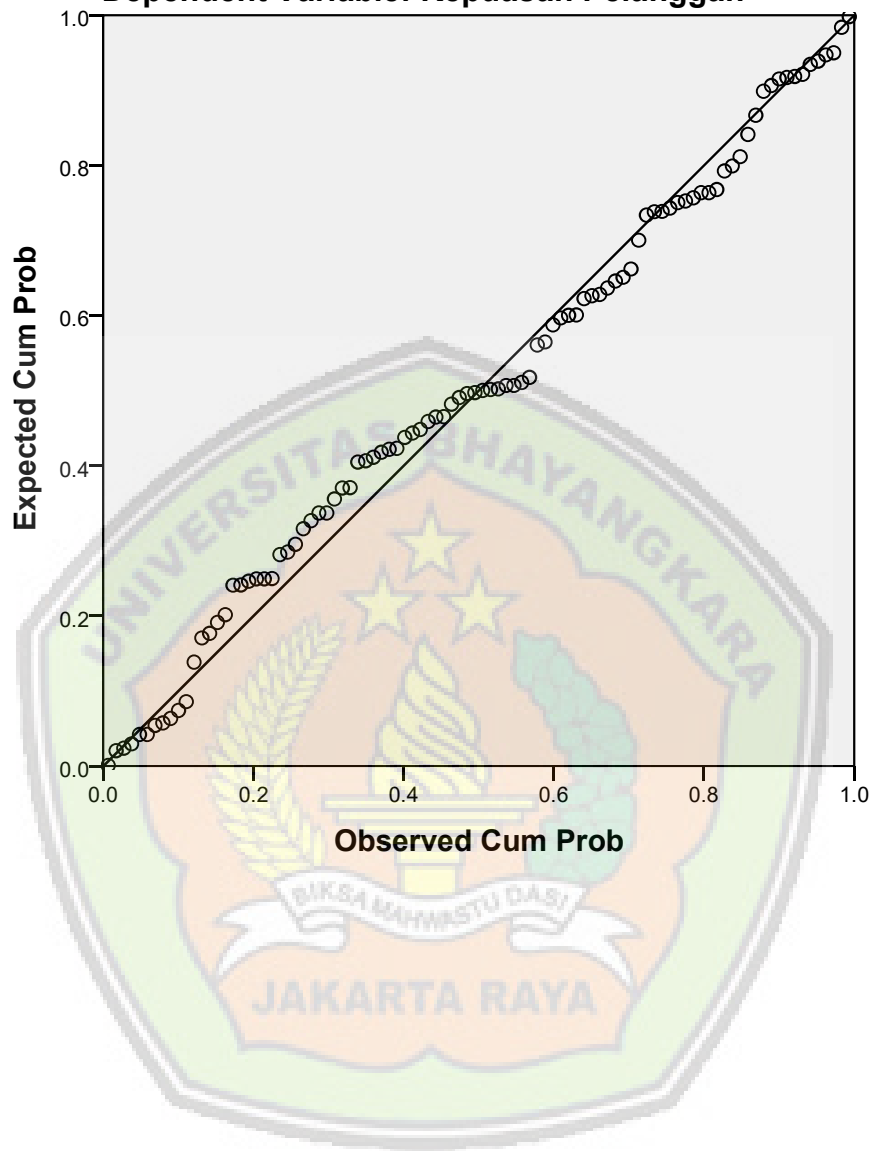
Histogram

Dependent Variable: Kepuasan Pelanggan



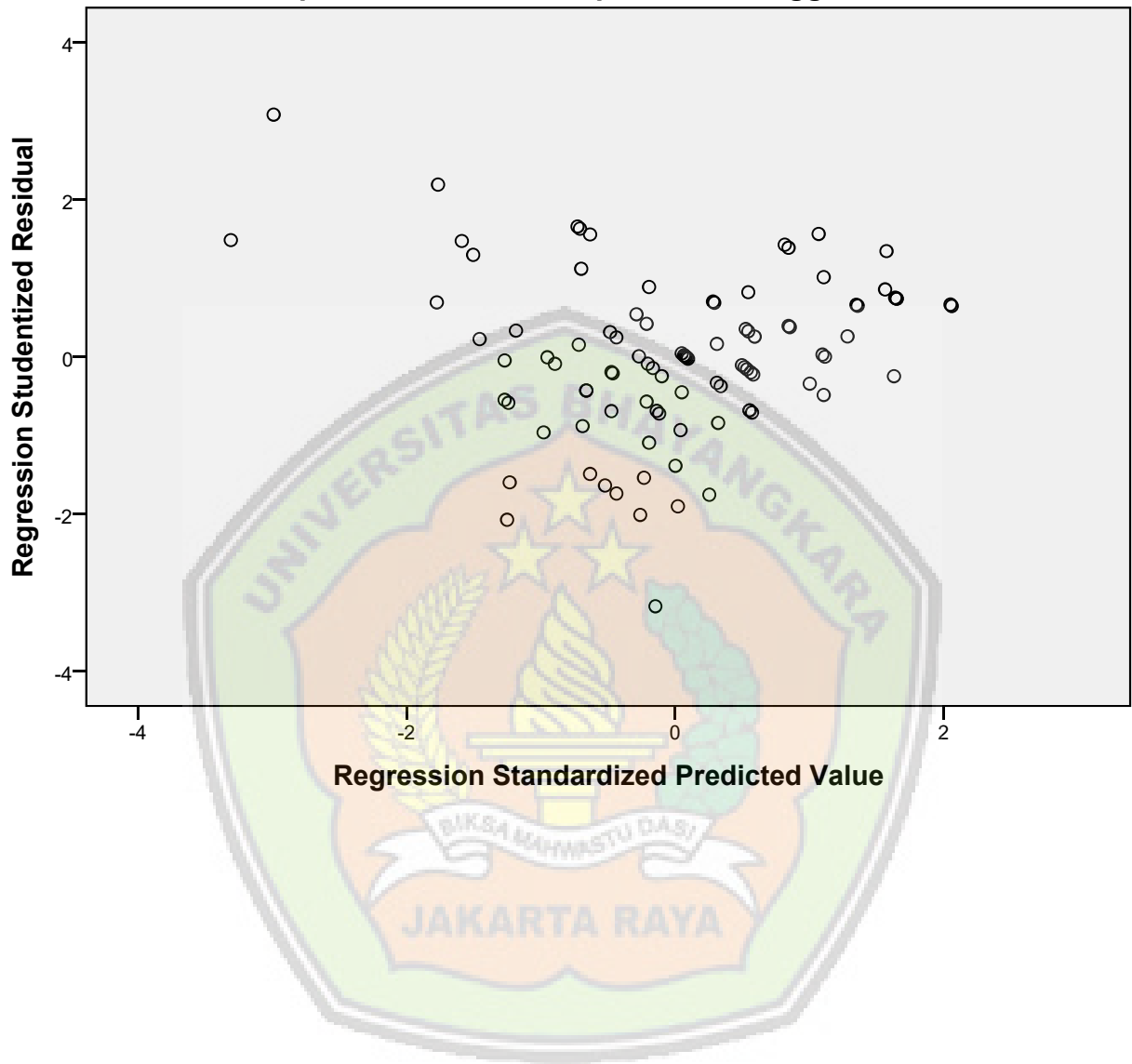
Normal P-P Plot of Regression Standardized Residual

Dependent Variable: Kepuasan Pelanggan



Scatterplot

Dependent Variable: Kepuasan Pelanggan





UNIVERSITAS BHAYANGKARA JAKARTA RAYA
FAKULTAS EKONOMI
Kampus I : Jl. Darmawangsa I/1 Kebayoran Baru Jakarta Selatan
12140 Telepon : 021. 7231948-7267655 Fax: 7267657
Kampus II : Jl Perjuangan Raya Bekasi Utara Telp : 021. 88955882

KUESIONER PENELITIAN

ANALISIS KUALITAS PELAYANAN DAN CITRA PERUSAHAAN KEPADA KEPUASAN PELANGGAN PADA PT. NUSANTARA BERLIAN MOTORS BEKASI MEREK MITSUBISHI



Oleh :
BUDI SANTOSO
201510325074

FAKULTAS EKONOMI
PROGRAM STUDI MANAJEMEN
UNIVERSITAS BHAYANGKARA JAKARTA RAYA
2019

Universitas Bhayangkara Jakarta Raya



UNIVERSITAS BHAYANGKARA JAKARTA RAYA
FAKULTAS EKONOMI
Kampus I : Jl. Darmawangsa I/1 Kebayoran Baru Jakarta Selatan 12140
Telepon : 021. 7231948-7267655 Fax: 7267657
Kampus II : Jl Perjuangan Raya Bekasi Utara Telp : 021. 88955882

I. Pengantar

Kepada Yth,

Bapak/ Ibu Pelanggan Mitsubishi Bekasi

PT. Nusantara Berlian Motors

Assalamu'alaikum Wr.Wb

Pada kesempatan ini, saya Budi Santoso mahasiswa jurusan Manajemen Pemasaran, Fakultas Ekonomi Universitas Bhayangkara Jakarta Raya. Saat ini, saya sedang melakukan penelitian di PT. Nusantara Berlian Motors (Mitsubishi Bekasi). Tujuan dari penelitian ini yaitu untuk mengetahui "Analisis Kualitas Pelayanan dan Citra Perusahaan kepada kepuasan pelanggan Pada PT.Nusantara Berlian Motors Bekasi merek Mitsubishi" dimana waktu penyebaran kuesioner akan dilakukan pada tanggal 1 Mei 2019 s/d 31 Mei 2019.

Berkaitan dengan hal tersebut, saya memohon kesediaan Bapak/Ibu untuk mengisi pernyataan-pernyataan dalam kuesioner penelitian dengan sebaik-baiknya. Kuesioner ini bukanlah tes dan hanya untuk kepentingan ilmiah, sehingga tidak ada jawaban benar/salah dan peneliti menjamin kerahasiaannya. Jawaban yang paling baik adalah yang sesuai dengan keadaan dari Bapak/ Ibu yang sebenarnya.

Bantuan dan partisipasi Bapak/Ibu akan sangat bermanfaat, baik bagi peneliti maupun bagi pengembangan manajemen. Atas bantuan dan perhatian Bapak/ Ibu, saya ucapkan terimakasih.

Wassalamu'alaikum Wr.Wb

Bekasi, 1 Mei 2019

Budi Santoso
201510325074

Universitas Bhayangkara Jakarta Raya



II. Data Responden

No : ... (diisi peneliti)

- A. Jenis Kelamin : Laki- Laki Perempuan
- B. Usia : < 20 th >30 th
 20 – 30 th
- C. Tipe Kendaraan : Mirage Xpander
 Pajero Sport Triton
- D. Nomor Polisi :

III. Petunjuk Pengisian

1. Mohon dengan hormat kesediaan bapak/ ibu/ sdr untuk menjawab pernyataan di bawah ini
2. Setiap pertanyaan pilihan salah satu jawaban yang paling sesuai dengan keadaan Bapak/Ibu, lalu bubuhkan tanda “Check list” (√) pada kolom yang tersedia
3. Keterangan pilihan:

Simbol	Keterangan	Nilai/Bobot
SS	Sangat Setuju	5
S	Setuju	4
RG	Ragu-Ragu	3
TS	Tidak Setuju	2
STS	Sangat Tidak Setuju	1



UNIVERSITAS BHAYANGKARA JAKARTA RAYA
FAKULTAS EKONOMI
 Kampus I : Jl. Darmawangsa I/1 Kebayoran Baru Jakarta Selatan
 12140 Telepon : 021. 7231948-7267655 Fax: 7267657
 Kampus II : Jl Perjuangan Raya Bekasi Utara Telp : 021. 88955882

BUTIR-BUTIR PERNYATAAN

KUALITAS SERVICE (X1)

No.	Pernyataan	Jawaban				
		SS	S	RG	TS	STS
A.	Reliability					
1	Mitsubishi Bekasi memiliki teknisi yang sudah terlatih dan tersertifikasi					
2	Mitsubishi Bekasi Memiliki ketersediaan Sparepart lengkap					
B.	Responsiveness					
3	Mitsubishi Bekasi Memberikan Transparasi harga service sebelum perbaikan di mulai.					
4	Kemudahan melakukan booking service dengan pelayanan yang ramah					
C.	Assurance					
5	Mitsubishi beksi memberikan Jaminan Sparepart asli dan bergaransi					
6	Mitsubishi Bekasi memberikan Perasaan aman saat melakukan service					
D.	Emphaty					
7	Mitsubishi Bekasi memiliki staf penerimaan service yang ramah dan sopan					
8	Mitsubishi Bekasi memiliki manajemen sistem antrian yang baik.					
E	Emphaty					
9	Mitsubishi Bekasi memiliki ruang tunggu yang nyaman rapih dan bersih					
10	Mitsubishi Bekasi memiliki ruang tunggu yang dilengkapi makanan gratis dan wifi					



UNIVERSITAS BHAYANGKARA JAKARTA RAYA
FAKULTAS EKONOMI
 Kampus I : Jl. Darmawangsa I/1 Kebayoran Baru Jakarta Selatan
 12140 Telepon : 021. 7231948-7267655 Fax: 7267657
 Kampus II : Jl Perjuangan Raya Bekasi Utara Telp : 021. 88955882

CITRA PERUSAHAAN (X2)

No.	Pernyataan	Jawaban				
		SS	S	RG	TS	STS
A.	Moralitas					
1	Mitsubishi Bekasi adalah bengkel resmi yang terdaftar ATPM Mitsubishi					
2	Mitsubishi Bekasi memiliki fasilitas yang lengkap sesuai standarisasi ATPM Mitsubishi					
B.	Manajemen					
3	Mitsubishi Bekasi dikelola dengan sdm yang profesional dan terpercaya					
4	Mitsubishi Bekasi memiliki teknisi yang terlatih dan tersertifikasi ATPM Mitsubishi					
C.	Performance					
5	Mitsubishi bekasi memberikan pelayanan prima yang mengutamakan kepuasan pelanggan					
6	Mitsubishi bekasi dapat menyelesaikan kerusakan kendaraan dengan tepat.					
7	Mitsubishi Bekasi memberikan jaminan ketersediaan suku cadang dan jaminan kualitas service					
D.	Service					
8	Mitsubishi Bekasi memiliki layanan stall Quick Pit sehingga kendaraan lebih cepat selesai karena di kerjakan 2 teknisi.					
9	Mitsubishi Bekasi memiliki layanan yang lengkap terdiri dari 3S (Sales, Service dan Sparepart)					
10	Mitsubishi Bekasi memiliki layanan home service dan pick up kendaraan di rumah.					



UNIVERSITAS BHAYANGKARA JAKARTA RAYA
FAKULTAS EKONOMI
Kampus I : Jl. Darmawangsa I/1 Kebayoran Baru Jakarta Selatan
12140 Telepon : 021. 7231948-7267655 Fax: 7267657
Kampus II : Jl Perjuangan Raya Bekasi Utara Telp : 021. 88955882

KEPUASAN PELANGGAN (Y)

No.	Pernyataan	Jawaban				
		SS	S	RG	TS	STS
	Kepuasan Pelanggan					
1	Puas dengan pelayanan staf bengkel yang ramah dan sopan					
2	Puas dengan fasilitas 3 S yang di miliki mitsubishi bekaasi					
3	Puas atas perbaikan kendaraan selesai tepat waktu sesuai estimasi waktu yang di janjikan.					
4	Puas dengan kesesuaian harga dan kualitas perbaikan yang diberikan					
5	Puas dengan layanan booking service sesuai perjanjian service.					
6	Puas dengan laynan Quick Pit yang cepat dan berkualitas					
7	Puas dengan ruang tunggu yang bersih, nyaman, tersedia wifi dan makanan minuman gratis					
8	Puas dengan hasil kerja teknisi yang berkualitas dan rapih					
9	Puas dengan garansi perbaikan yang di berikan mitsubishi bekaasi					
10	Puas dengan jaminan ketepatan kedatangan sparepart.					

Terima Kasih

Tabel Durbin-Watson (DW), $\alpha = 5\%$

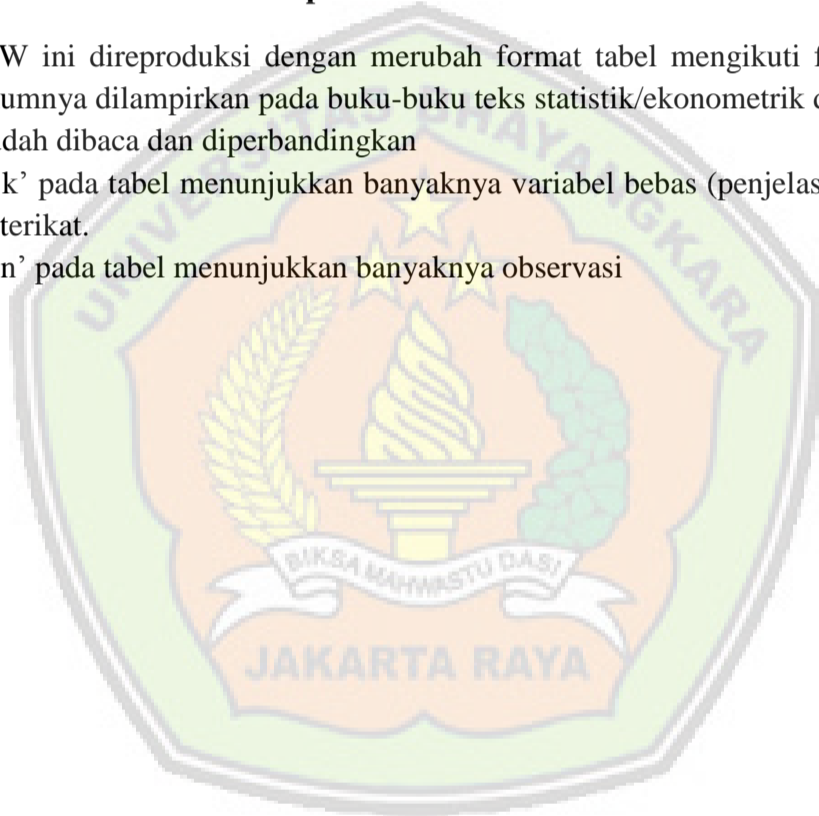
Direproduksi oleh:

Junaidi (<http://junaidichaniago.wordpress.com>)

dari sumber: <http://www.stanford.edu>

Catatan-Catatan Reproduksi dan Cara Membaca Tabel:

1. Tabel DW ini direproduksi dengan merubah format tabel mengikuti format tabel DW yang umumnya dilampirkan pada buku-buku teks statistik/ekonometrik di Indonesia, agar lebih mudah dibaca dan diperbandingkan
2. Simbol 'k' pada tabel menunjukkan banyaknya variabel bebas (penjelas), tidak termasuk variabel terikat.
3. Simbol 'n' pada tabel menunjukkan banyaknya observasi



Tabel Durbin-Watson (DW), $\alpha = 5\%$

n	k=1		k=2		k=3		k=4		k=5	
	dL	dU	dL	dU	dL	dU	dL	dU	dL	dU
6	0.6102	1.4002								
7	0.6996	1.3564	0.4672	1.8964						
8	0.7629	1.3324	0.5591	1.7771	0.3674	2.2866				
9	0.8243	1.3199	0.6291	1.6993	0.4548	2.1282	0.2957	2.5881		
10	0.8791	1.3197	0.6972	1.6413	0.5253	2.0163	0.3760	2.4137	0.2427	2.8217
11	0.9273	1.3241	0.7580	1.6044	0.5948	1.9280	0.4441	2.2833	0.3155	2.6446
12	0.9708	1.3314	0.8122	1.5794	0.6577	1.8640	0.5120	2.1766	0.3796	2.5061
13	1.0097	1.3404	0.8612	1.5621	0.7147	1.8159	0.5745	2.0943	0.4445	2.3897
14	1.0450	1.3503	0.9054	1.5507	0.7667	1.7788	0.6321	2.0296	0.5052	2.2959
15	1.0770	1.3605	0.9455	1.5432	0.8140	1.7501	0.6852	1.9774	0.5620	2.2198
16	1.1062	1.3709	0.9820	1.5386	0.8572	1.7277	0.7340	1.9351	0.6150	2.1567
17	1.1330	1.3812	1.0154	1.5361	0.8968	1.7101	0.7790	1.9005	0.6641	2.1041
18	1.1576	1.3913	1.0461	1.5353	0.9331	1.6961	0.8204	1.8719	0.7098	2.0600
19	1.1804	1.4012	1.0743	1.5355	0.9666	1.6851	0.8588	1.8482	0.7523	2.0226
20	1.2015	1.4107	1.1004	1.5367	0.9976	1.6763	0.8943	1.8283	0.7918	1.9908
21	1.2212	1.4200	1.1246	1.5385	1.0262	1.6694	0.9272	1.8116	0.8286	1.9635
22	1.2395	1.4289	1.1471	1.5408	1.0529	1.6640	0.9578	1.7974	0.8629	1.9400
23	1.2567	1.4375	1.1682	1.5435	1.0778	1.6597	0.9864	1.7855	0.8949	1.9196
24	1.2728	1.4458	1.1878	1.5464	1.1010	1.6565	1.0131	1.7753	0.9249	1.9018
25	1.2879	1.4537	1.2063	1.5495	1.1228	1.6540	1.0381	1.7666	0.9530	1.8863
26	1.3022	1.4614	1.2236	1.5528	1.1432	1.6523	1.0616	1.7591	0.9794	1.8727
27	1.3157	1.4688	1.2399	1.5562	1.1624	1.6510	1.0836	1.7527	1.0042	1.8608
28	1.3284	1.4759	1.2553	1.5596	1.1805	1.6503	1.1044	1.7473	1.0276	1.8502
29	1.3405	1.4828	1.2699	1.5631	1.1976	1.6499	1.1241	1.7426	1.0497	1.8409
30	1.3520	1.4894	1.2837	1.5666	1.2138	1.6498	1.1426	1.7386	1.0706	1.8326
31	1.3630	1.4957	1.2969	1.5701	1.2292	1.6500	1.1602	1.7352	1.0904	1.8252
32	1.3734	1.5019	1.3093	1.5736	1.2437	1.6505	1.1769	1.7323	1.1092	1.8187
33	1.3834	1.5078	1.3212	1.5770	1.2576	1.6511	1.1927	1.7298	1.1270	1.8128
34	1.3929	1.5136	1.3325	1.5805	1.2707	1.6519	1.2078	1.7277	1.1439	1.8076
35	1.4019	1.5191	1.3433	1.5838	1.2833	1.6528	1.2221	1.7259	1.1601	1.8029
36	1.4107	1.5245	1.3537	1.5872	1.2953	1.6539	1.2358	1.7245	1.1755	1.7987
37	1.4190	1.5297	1.3635	1.5904	1.3068	1.6550	1.2489	1.7233	1.1901	1.7950
38	1.4270	1.5348	1.3730	1.5937	1.3177	1.6563	1.2614	1.7223	1.2042	1.7916
39	1.4347	1.5396	1.3821	1.5969	1.3283	1.6575	1.2734	1.7215	1.2176	1.7886
40	1.4421	1.5444	1.3908	1.6000	1.3384	1.6589	1.2848	1.7209	1.2305	1.7859
41	1.4493	1.5490	1.3992	1.6031	1.3480	1.6603	1.2958	1.7205	1.2428	1.7835
42	1.4562	1.5534	1.4073	1.6061	1.3573	1.6617	1.3064	1.7202	1.2546	1.7814
43	1.4628	1.5577	1.4151	1.6091	1.3663	1.6632	1.3166	1.7200	1.2660	1.7794
44	1.4692	1.5619	1.4226	1.6120	1.3749	1.6647	1.3263	1.7200	1.2769	1.7777
45	1.4754	1.5660	1.4298	1.6148	1.3832	1.6662	1.3357	1.7200	1.2874	1.7762
46	1.4814	1.5700	1.4368	1.6176	1.3912	1.6677	1.3448	1.7201	1.2976	1.7748
47	1.4872	1.5739	1.4435	1.6204	1.3989	1.6692	1.3535	1.7203	1.3073	1.7736
48	1.4928	1.5776	1.4500	1.6231	1.4064	1.6708	1.3619	1.7206	1.3167	1.7725
49	1.4982	1.5813	1.4564	1.6257	1.4136	1.6723	1.3701	1.7210	1.3258	1.7716
50	1.5035	1.5849	1.4625	1.6283	1.4206	1.6739	1.3779	1.7214	1.3346	1.7708
51	1.5086	1.5884	1.4684	1.6309	1.4273	1.6754	1.3855	1.7218	1.3431	1.7701
52	1.5135	1.5917	1.4741	1.6334	1.4339	1.6769	1.3929	1.7223	1.3512	1.7694
53	1.5183	1.5951	1.4797	1.6359	1.4402	1.6785	1.4000	1.7228	1.3592	1.7689
54	1.5230	1.5983	1.4851	1.6383	1.4464	1.6800	1.4069	1.7234	1.3669	1.7684
55	1.5276	1.6014	1.4903	1.6406	1.4523	1.6815	1.4136	1.7240	1.3743	1.7681
56	1.5320	1.6045	1.4954	1.6430	1.4581	1.6830	1.4201	1.7246	1.3815	1.7678
57	1.5363	1.6075	1.5004	1.6452	1.4637	1.6845	1.4264	1.7253	1.3885	1.7675
58	1.5405	1.6105	1.5052	1.6475	1.4692	1.6860	1.4325	1.7259	1.3953	1.7673
59	1.5446	1.6134	1.5099	1.6497	1.4745	1.6875	1.4385	1.7266	1.4019	1.7672
60	1.5485	1.6162	1.5144	1.6518	1.4797	1.6889	1.4443	1.7274	1.4083	1.7671
61	1.5524	1.6189	1.5189	1.6540	1.4847	1.6904	1.4499	1.7281	1.4146	1.7671
62	1.5562	1.6216	1.5232	1.6561	1.4896	1.6918	1.4554	1.7288	1.4206	1.7671
63	1.5599	1.6243	1.5274	1.6581	1.4943	1.6932	1.4607	1.7296	1.4265	1.7671
64	1.5635	1.6268	1.5315	1.6601	1.4990	1.6946	1.4659	1.7303	1.4322	1.7672
65	1.5670	1.6294	1.5355	1.6621	1.5035	1.6960	1.4709	1.7311	1.4378	1.7673
66	1.5704	1.6318	1.5395	1.6640	1.5079	1.6974	1.4758	1.7319	1.4433	1.7675
67	1.5738	1.6343	1.5433	1.6660	1.5122	1.6988	1.4806	1.7327	1.4486	1.7676
68	1.5771	1.6367	1.5470	1.6678	1.5164	1.7001	1.4853	1.7335	1.4537	1.7678
69	1.5803	1.6390	1.5507	1.6697	1.5205	1.7015	1.4899	1.7343	1.4588	1.7680
70	1.5834	1.6413	1.5542	1.6715	1.5245	1.7028	1.4943	1.7351	1.4637	1.7683

Tabel Durbin-Watson (DW), $\alpha = 5\%$

n	k=1		k=2		k=3		k=4		k=5	
	dL	dU	dL	dU	dL	dU	dL	dU	dL	dU
71	1.5865	1.6435	1.5577	1.6733	1.5284	1.7041	1.4987	1.7358	1.4685	1.7685
72	1.5895	1.6457	1.5611	1.6751	1.5323	1.7054	1.5029	1.7366	1.4732	1.7688
73	1.5924	1.6479	1.5645	1.6768	1.5360	1.7067	1.5071	1.7375	1.4778	1.7691
74	1.5953	1.6500	1.5677	1.6785	1.5397	1.7079	1.5112	1.7383	1.4822	1.7694
75	1.5981	1.6521	1.5709	1.6802	1.5432	1.7092	1.5151	1.7390	1.4866	1.7698
76	1.6009	1.6541	1.5740	1.6819	1.5467	1.7104	1.5190	1.7399	1.4909	1.7701
77	1.6036	1.6561	1.5771	1.6835	1.5502	1.7117	1.5228	1.7407	1.4950	1.7704
78	1.6063	1.6581	1.5801	1.6851	1.5535	1.7129	1.5265	1.7415	1.4991	1.7708
79	1.6089	1.6601	1.5830	1.6867	1.5568	1.7141	1.5302	1.7423	1.5031	1.7712
80	1.6114	1.6620	1.5859	1.6882	1.5600	1.7153	1.5337	1.7430	1.5070	1.7716
81	1.6139	1.6639	1.5888	1.6898	1.5632	1.7164	1.5372	1.7438	1.5109	1.7720
82	1.6164	1.6657	1.5915	1.6913	1.5663	1.7176	1.5406	1.7446	1.5146	1.7724
83	1.6188	1.6675	1.5942	1.6928	1.5693	1.7187	1.5440	1.7454	1.5183	1.7728
84	1.6212	1.6693	1.5969	1.6942	1.5723	1.7199	1.5472	1.7462	1.5219	1.7732
85	1.6235	1.6711	1.5995	1.6957	1.5752	1.7210	1.5505	1.7470	1.5254	1.7736
86	1.6258	1.6728	1.6021	1.6971	1.5780	1.7221	1.5536	1.7478	1.5289	1.7740
87	1.6280	1.6745	1.6046	1.6985	1.5808	1.7232	1.5567	1.7485	1.5322	1.7745
88	1.6302	1.6762	1.6071	1.6999	1.5836	1.7243	1.5597	1.7493	1.5356	1.7749
89	1.6324	1.6778	1.6095	1.7013	1.5863	1.7254	1.5627	1.7501	1.5388	1.7754
90	1.6345	1.6794	1.6119	1.7026	1.5889	1.7264	1.5656	1.7508	1.5420	1.7758
91	1.6366	1.6810	1.6143	1.7040	1.5915	1.7275	1.5685	1.7516	1.5452	1.7763
92	1.6387	1.6826	1.6166	1.7053	1.5941	1.7285	1.5713	1.7523	1.5482	1.7767
93	1.6407	1.6841	1.6188	1.7066	1.5966	1.7295	1.5741	1.7531	1.5513	1.7772
94	1.6427	1.6857	1.6211	1.7078	1.5991	1.7306	1.5768	1.7538	1.5542	1.7776
95	1.6447	1.6872	1.6233	1.7091	1.6015	1.7316	1.5795	1.7546	1.5572	1.7781
96	1.6466	1.6887	1.6254	1.7103	1.6039	1.7326	1.5821	1.7553	1.5600	1.7785
97	1.6485	1.6901	1.6275	1.7116	1.6063	1.7335	1.5847	1.7560	1.5628	1.7790
98	1.6504	1.6916	1.6296	1.7128	1.6086	1.7345	1.5872	1.7567	1.5656	1.7795
99	1.6522	1.6930	1.6317	1.7140	1.6108	1.7355	1.5897	1.7575	1.5683	1.7799
100	1.6540	1.6944	1.6337	1.7152	1.6131	1.7364	1.5922	1.7582	1.5710	1.7804
101	1.6558	1.6958	1.6357	1.7163	1.6153	1.7374	1.5946	1.7589	1.5736	1.7809
102	1.6576	1.6971	1.6376	1.7175	1.6174	1.7383	1.5969	1.7596	1.5762	1.7813
103	1.6593	1.6985	1.6396	1.7186	1.6196	1.7392	1.5993	1.7603	1.5788	1.7818
104	1.6610	1.6998	1.6415	1.7198	1.6217	1.7402	1.6016	1.7610	1.5813	1.7823
105	1.6627	1.7011	1.6433	1.7209	1.6237	1.7411	1.6038	1.7617	1.5837	1.7827
106	1.6644	1.7024	1.6452	1.7220	1.6258	1.7420	1.6061	1.7624	1.5861	1.7832
107	1.6660	1.7037	1.6470	1.7231	1.6277	1.7428	1.6083	1.7631	1.5885	1.7837
108	1.6676	1.7050	1.6488	1.7241	1.6297	1.7437	1.6104	1.7637	1.5909	1.7841
109	1.6692	1.7062	1.6505	1.7252	1.6317	1.7446	1.6125	1.7644	1.5932	1.7846
110	1.6708	1.7074	1.6523	1.7262	1.6336	1.7455	1.6146	1.7651	1.5955	1.7851
111	1.6723	1.7086	1.6540	1.7273	1.6355	1.7463	1.6167	1.7657	1.5977	1.7855
112	1.6738	1.7098	1.6557	1.7283	1.6373	1.7472	1.6187	1.7664	1.5999	1.7860
113	1.6753	1.7110	1.6574	1.7293	1.6391	1.7480	1.6207	1.7670	1.6021	1.7864
114	1.6768	1.7122	1.6590	1.7303	1.6410	1.7488	1.6227	1.7677	1.6042	1.7869
115	1.6783	1.7133	1.6606	1.7313	1.6427	1.7496	1.6246	1.7683	1.6063	1.7874
116	1.6797	1.7145	1.6622	1.7323	1.6445	1.7504	1.6265	1.7690	1.6084	1.7878
117	1.6812	1.7156	1.6638	1.7332	1.6462	1.7512	1.6284	1.7696	1.6105	1.7883
118	1.6826	1.7167	1.6653	1.7342	1.6479	1.7520	1.6303	1.7702	1.6125	1.7887
119	1.6839	1.7178	1.6669	1.7352	1.6496	1.7528	1.6321	1.7709	1.6145	1.7892
120	1.6853	1.7189	1.6684	1.7361	1.6513	1.7536	1.6339	1.7715	1.6164	1.7896
121	1.6867	1.7200	1.6699	1.7370	1.6529	1.7544	1.6357	1.7721	1.6184	1.7901
122	1.6880	1.7210	1.6714	1.7379	1.6545	1.7552	1.6375	1.7727	1.6203	1.7905
123	1.6893	1.7221	1.6728	1.7388	1.6561	1.7559	1.6392	1.7733	1.6222	1.7910
124	1.6906	1.7231	1.6743	1.7397	1.6577	1.7567	1.6409	1.7739	1.6240	1.7914
125	1.6919	1.7241	1.6757	1.7406	1.6592	1.7574	1.6426	1.7745	1.6258	1.7919
126	1.6932	1.7252	1.6771	1.7415	1.6608	1.7582	1.6443	1.7751	1.6276	1.7923
127	1.6944	1.7261	1.6785	1.7424	1.6623	1.7589	1.6460	1.7757	1.6294	1.7928
128	1.6957	1.7271	1.6798	1.7432	1.6638	1.7596	1.6476	1.7763	1.6312	1.7932
129	1.6969	1.7281	1.6812	1.7441	1.6653	1.7603	1.6492	1.7769	1.6329	1.7937
130	1.6981	1.7291	1.6825	1.7449	1.6667	1.7610	1.6508	1.7774	1.6346	1.7941
131	1.6993	1.7301	1.6838	1.7458	1.6682	1.7617	1.6523	1.7780	1.6363	1.7945
132	1.7005	1.7310	1.6851	1.7466	1.6696	1.7624	1.6539	1.7786	1.6380	1.7950
133	1.7017	1.7319	1.6864	1.7474	1.6710	1.7631	1.6554	1.7791	1.6397	1.7954
134	1.7028	1.7329	1.6877	1.7482	1.6724	1.7638	1.6569	1.7797	1.6413	1.7958
135	1.7040	1.7338	1.6889	1.7490	1.6738	1.7645	1.6584	1.7802	1.6429	1.7962
136	1.7051	1.7347	1.6902	1.7498	1.6751	1.7652	1.6599	1.7808	1.6445	1.7967

Tabel Durbin-Watson (DW), $\alpha = 5\%$

n	k=1		k=2		k=3		k=4		k=5	
	dL	dU	dL	dU	dL	dU	dL	dU	dL	dU
137	1.7062	1.7356	1.6914	1.7506	1.6765	1.7659	1.6613	1.7813	1.6461	1.7971
138	1.7073	1.7365	1.6926	1.7514	1.6778	1.7665	1.6628	1.7819	1.6476	1.7975
139	1.7084	1.7374	1.6938	1.7521	1.6791	1.7672	1.6642	1.7824	1.6491	1.7979
140	1.7095	1.7382	1.6950	1.7529	1.6804	1.7678	1.6656	1.7830	1.6507	1.7984
141	1.7106	1.7391	1.6962	1.7537	1.6817	1.7685	1.6670	1.7835	1.6522	1.7988
142	1.7116	1.7400	1.6974	1.7544	1.6829	1.7691	1.6684	1.7840	1.6536	1.7992
143	1.7127	1.7408	1.6985	1.7552	1.6842	1.7697	1.6697	1.7846	1.6551	1.7996
144	1.7137	1.7417	1.6996	1.7559	1.6854	1.7704	1.6710	1.7851	1.6565	1.8000
145	1.7147	1.7425	1.7008	1.7566	1.6866	1.7710	1.6724	1.7856	1.6580	1.8004
146	1.7157	1.7433	1.7019	1.7574	1.6878	1.7716	1.6737	1.7861	1.6594	1.8008
147	1.7167	1.7441	1.7030	1.7581	1.6890	1.7722	1.6750	1.7866	1.6608	1.8012
148	1.7177	1.7449	1.7041	1.7588	1.6902	1.7729	1.6762	1.7871	1.6622	1.8016
149	1.7187	1.7457	1.7051	1.7595	1.6914	1.7735	1.6775	1.7876	1.6635	1.8020
150	1.7197	1.7465	1.7062	1.7602	1.6926	1.7741	1.6788	1.7881	1.6649	1.8024
151	1.7207	1.7473	1.7072	1.7609	1.6937	1.7747	1.6800	1.7886	1.6662	1.8028
152	1.7216	1.7481	1.7083	1.7616	1.6948	1.7752	1.6812	1.7891	1.6675	1.8032
153	1.7226	1.7488	1.7093	1.7622	1.6959	1.7758	1.6824	1.7896	1.6688	1.8036
154	1.7235	1.7496	1.7103	1.7629	1.6971	1.7764	1.6836	1.7901	1.6701	1.8040
155	1.7244	1.7504	1.7114	1.7636	1.6982	1.7770	1.6848	1.7906	1.6714	1.8044
156	1.7253	1.7511	1.7123	1.7642	1.6992	1.7776	1.6860	1.7911	1.6727	1.8048
157	1.7262	1.7519	1.7133	1.7649	1.7003	1.7781	1.6872	1.7915	1.6739	1.8052
158	1.7271	1.7526	1.7143	1.7656	1.7014	1.7787	1.6883	1.7920	1.6751	1.8055
159	1.7280	1.7533	1.7153	1.7662	1.7024	1.7792	1.6895	1.7925	1.6764	1.8059
160	1.7289	1.7541	1.7163	1.7668	1.7035	1.7798	1.6906	1.7930	1.6776	1.8063
161	1.7298	1.7548	1.7172	1.7675	1.7045	1.7804	1.6917	1.7934	1.6788	1.8067
162	1.7306	1.7555	1.7182	1.7681	1.7055	1.7809	1.6928	1.7939	1.6800	1.8070
163	1.7315	1.7562	1.7191	1.7687	1.7066	1.7814	1.6939	1.7943	1.6811	1.8074
164	1.7324	1.7569	1.7200	1.7693	1.7075	1.7820	1.6950	1.7948	1.6823	1.8078
165	1.7332	1.7576	1.7209	1.7700	1.7085	1.7825	1.6960	1.7953	1.6834	1.8082
166	1.7340	1.7582	1.7218	1.7706	1.7095	1.7831	1.6971	1.7957	1.6846	1.8085
167	1.7348	1.7589	1.7227	1.7712	1.7105	1.7836	1.6982	1.7961	1.6857	1.8089
168	1.7357	1.7596	1.7236	1.7718	1.7115	1.7841	1.6992	1.7966	1.6868	1.8092
169	1.7365	1.7603	1.7245	1.7724	1.7124	1.7846	1.7002	1.7970	1.6879	1.8096
170	1.7373	1.7609	1.7254	1.7730	1.7134	1.7851	1.7012	1.7975	1.6890	1.8100
171	1.7381	1.7616	1.7262	1.7735	1.7143	1.7856	1.7023	1.7979	1.6901	1.8103
172	1.7389	1.7622	1.7271	1.7741	1.7152	1.7861	1.7033	1.7983	1.6912	1.8107
173	1.7396	1.7629	1.7279	1.7747	1.7162	1.7866	1.7042	1.7988	1.6922	1.8110
174	1.7404	1.7635	1.7288	1.7753	1.7171	1.7872	1.7052	1.7992	1.6933	1.8114
175	1.7412	1.7642	1.7296	1.7758	1.7180	1.7877	1.7062	1.7996	1.6943	1.8117
176	1.7420	1.7648	1.7305	1.7764	1.7189	1.7881	1.7072	1.8000	1.6954	1.8121
177	1.7427	1.7654	1.7313	1.7769	1.7197	1.7886	1.7081	1.8005	1.6964	1.8124
178	1.7435	1.7660	1.7321	1.7775	1.7206	1.7891	1.7091	1.8009	1.6974	1.8128
179	1.7442	1.7667	1.7329	1.7780	1.7215	1.7896	1.7100	1.8013	1.6984	1.8131
180	1.7449	1.7673	1.7337	1.7786	1.7224	1.7901	1.7109	1.8017	1.6994	1.8135
181	1.7457	1.7679	1.7345	1.7791	1.7232	1.7906	1.7118	1.8021	1.7004	1.8138
182	1.7464	1.7685	1.7353	1.7797	1.7241	1.7910	1.7128	1.8025	1.7014	1.8141
183	1.7471	1.7691	1.7360	1.7802	1.7249	1.7915	1.7137	1.8029	1.7023	1.8145
184	1.7478	1.7697	1.7368	1.7807	1.7257	1.7920	1.7146	1.8033	1.7033	1.8148
185	1.7485	1.7702	1.7376	1.7813	1.7266	1.7924	1.7155	1.8037	1.7042	1.8151
186	1.7492	1.7708	1.7384	1.7818	1.7274	1.7929	1.7163	1.8041	1.7052	1.8155
187	1.7499	1.7714	1.7391	1.7823	1.7282	1.7933	1.7172	1.8045	1.7061	1.8158
188	1.7506	1.7720	1.7398	1.7828	1.7290	1.7938	1.7181	1.8049	1.7070	1.8161
189	1.7513	1.7725	1.7406	1.7833	1.7298	1.7942	1.7189	1.8053	1.7080	1.8165
190	1.7520	1.7731	1.7413	1.7838	1.7306	1.7947	1.7198	1.8057	1.7089	1.8168
191	1.7526	1.7737	1.7420	1.7843	1.7314	1.7951	1.7206	1.8061	1.7098	1.8171
192	1.7533	1.7742	1.7428	1.7848	1.7322	1.7956	1.7215	1.8064	1.7107	1.8174
193	1.7540	1.7748	1.7435	1.7853	1.7329	1.7960	1.7223	1.8068	1.7116	1.8178
194	1.7546	1.7753	1.7442	1.7858	1.7337	1.7965	1.7231	1.8072	1.7124	1.8181
195	1.7553	1.7759	1.7449	1.7863	1.7345	1.7969	1.7239	1.8076	1.7133	1.8184
196	1.7559	1.7764	1.7456	1.7868	1.7352	1.7973	1.7247	1.8079	1.7142	1.8187
197	1.7566	1.7769	1.7463	1.7873	1.7360	1.7977	1.7255	1.8083	1.7150	1.8190
198	1.7572	1.7775	1.7470	1.7878	1.7367	1.7982	1.7263	1.8087	1.7159	1.8193
199	1.7578	1.7780	1.7477	1.7882	1.7374	1.7986	1.7271	1.8091	1.7167	1.8196
200	1.7584	1.7785	1.7483	1.7887	1.7382	1.7990	1.7279	1.8094	1.7176	1.8199

Tabel Durbin-Watson (DW), $\alpha = 5\%$

n	k=6		k=7		k=8		k=9		k=10	
	dL	dU	dL	dU	dL	dU	dL	dU	dL	dU
11	0.2025	3.0045								
12	0.2681	2.8320	0.1714	3.1494						
13	0.3278	2.6920	0.2305	2.9851	0.1469	3.2658				
14	0.3890	2.5716	0.2856	2.8477	0.2001	3.1112	0.1273	3.3604		
15	0.4471	2.4715	0.3429	2.7270	0.2509	2.9787	0.1753	3.2160	0.1113	3.4382
16	0.5022	2.3881	0.3981	2.6241	0.3043	2.8601	0.2221	3.0895	0.1548	3.3039
17	0.5542	2.3176	0.4511	2.5366	0.3564	2.7569	0.2718	2.9746	0.1978	3.1840
18	0.6030	2.2575	0.5016	2.4612	0.4070	2.6675	0.3208	2.8727	0.2441	3.0735
19	0.6487	2.2061	0.5494	2.3960	0.4557	2.5894	0.3689	2.7831	0.2901	2.9740
20	0.6915	2.1619	0.5945	2.3394	0.5022	2.5208	0.4156	2.7037	0.3357	2.8854
21	0.7315	2.1236	0.6371	2.2899	0.5465	2.4605	0.4606	2.6332	0.3804	2.8059
22	0.7690	2.0902	0.6772	2.2465	0.5884	2.4072	0.5036	2.5705	0.4236	2.7345
23	0.8041	2.0609	0.7149	2.2082	0.6282	2.3599	0.5448	2.5145	0.4654	2.6704
24	0.8371	2.0352	0.7505	2.1743	0.6659	2.3177	0.5840	2.4643	0.5055	2.6126
25	0.8680	2.0125	0.7840	2.1441	0.7015	2.2801	0.6213	2.4192	0.5440	2.5604
26	0.8972	1.9924	0.8156	2.1172	0.7353	2.2463	0.6568	2.3786	0.5808	2.5132
27	0.9246	1.9745	0.8455	2.0931	0.7673	2.2159	0.6906	2.3419	0.6159	2.4703
28	0.9505	1.9585	0.8737	2.0715	0.7975	2.1884	0.7227	2.3086	0.6495	2.4312
29	0.9750	1.9442	0.9004	2.0520	0.8263	2.1636	0.7532	2.2784	0.6815	2.3956
30	0.9982	1.9313	0.9256	2.0343	0.8535	2.1410	0.7822	2.2508	0.7120	2.3631
31	1.0201	1.9198	0.9496	2.0183	0.8794	2.1205	0.8098	2.2256	0.7412	2.3332
32	1.0409	1.9093	0.9724	2.0038	0.9040	2.1017	0.8361	2.2026	0.7690	2.3058
33	1.0607	1.8999	0.9940	1.9906	0.9274	2.0846	0.8612	2.1814	0.7955	2.2806
34	1.0794	1.8913	1.0146	1.9785	0.9497	2.0688	0.8851	2.1619	0.8209	2.2574
35	1.0974	1.8835	1.0342	1.9674	0.9710	2.0544	0.9079	2.1440	0.8452	2.2359
36	1.1144	1.8764	1.0529	1.9573	0.9913	2.0410	0.9297	2.1274	0.8684	2.2159
37	1.1307	1.8700	1.0708	1.9480	1.0107	2.0288	0.9505	2.1120	0.8906	2.1975
38	1.1463	1.8641	1.0879	1.9394	1.0292	2.0174	0.9705	2.0978	0.9118	2.1803
39	1.1612	1.8587	1.1042	1.9315	1.0469	2.0069	0.9895	2.0846	0.9322	2.1644
40	1.1754	1.8538	1.1198	1.9243	1.0639	1.9972	1.0078	2.0723	0.9517	2.1495
41	1.1891	1.8493	1.1348	1.9175	1.0802	1.9881	1.0254	2.0609	0.9705	2.1356
42	1.2022	1.8451	1.1492	1.9113	1.0958	1.9797	1.0422	2.0502	0.9885	2.1226
43	1.2148	1.8413	1.1630	1.9055	1.1108	1.9719	1.0584	2.0403	1.0058	2.1105
44	1.2269	1.8378	1.1762	1.9002	1.1252	1.9646	1.0739	2.0310	1.0225	2.0991
45	1.2385	1.8346	1.1890	1.8952	1.1391	1.9578	1.0889	2.0222	1.0385	2.0884
46	1.2497	1.8317	1.2013	1.8906	1.1524	1.9514	1.1033	2.0140	1.0539	2.0783
47	1.2605	1.8290	1.2131	1.8863	1.1653	1.9455	1.1171	2.0064	1.0687	2.0689
48	1.2709	1.8265	1.2245	1.8823	1.1776	1.9399	1.1305	1.9992	1.0831	2.0600
49	1.2809	1.8242	1.2355	1.8785	1.1896	1.9346	1.1434	1.9924	1.0969	2.0516
50	1.2906	1.8220	1.2461	1.8750	1.2011	1.9297	1.1558	1.9860	1.1102	2.0437
51	1.3000	1.8201	1.2563	1.8718	1.2122	1.9251	1.1678	1.9799	1.1231	2.0362
52	1.3090	1.8183	1.2662	1.8687	1.2230	1.9208	1.1794	1.9743	1.1355	2.0291
53	1.3177	1.8166	1.2758	1.8659	1.2334	1.9167	1.1906	1.9689	1.1476	2.0224
54	1.3262	1.8151	1.2851	1.8632	1.2435	1.9128	1.2015	1.9638	1.1592	2.0161
55	1.3344	1.8137	1.2940	1.8607	1.2532	1.9092	1.2120	1.9590	1.1705	2.0101
56	1.3424	1.8124	1.3027	1.8584	1.2626	1.9058	1.2222	1.9545	1.1814	2.0044
57	1.3501	1.8112	1.3111	1.8562	1.2718	1.9026	1.2320	1.9502	1.1920	1.9990
58	1.3576	1.8101	1.3193	1.8542	1.2806	1.8995	1.2416	1.9461	1.2022	1.9938
59	1.3648	1.8091	1.3272	1.8523	1.2892	1.8967	1.2509	1.9422	1.2122	1.9889
60	1.3719	1.8082	1.3349	1.8505	1.2976	1.8939	1.2599	1.9386	1.2218	1.9843
61	1.3787	1.8073	1.3424	1.8488	1.3057	1.8914	1.2686	1.9351	1.2312	1.9798
62	1.3854	1.8066	1.3497	1.8472	1.3136	1.8889	1.2771	1.9318	1.2403	1.9756
63	1.3918	1.8058	1.3567	1.8457	1.3212	1.8866	1.2853	1.9286	1.2492	1.9716
64	1.3981	1.8052	1.3636	1.8443	1.3287	1.8844	1.2934	1.9256	1.2578	1.9678
65	1.4043	1.8046	1.3703	1.8430	1.3359	1.8824	1.3012	1.9228	1.2661	1.9641
66	1.4102	1.8041	1.3768	1.8418	1.3429	1.8804	1.3087	1.9200	1.2742	1.9606
67	1.4160	1.8036	1.3831	1.8406	1.3498	1.8786	1.3161	1.9174	1.2822	1.9572
68	1.4217	1.8032	1.3893	1.8395	1.3565	1.8768	1.3233	1.9150	1.2899	1.9540
69	1.4272	1.8028	1.3953	1.8385	1.3630	1.8751	1.3303	1.9126	1.2974	1.9510
70	1.4326	1.8025	1.4012	1.8375	1.3693	1.8735	1.3372	1.9104	1.3047	1.9481
71	1.4379	1.8021	1.4069	1.8366	1.3755	1.8720	1.3438	1.9082	1.3118	1.9452
72	1.4430	1.8019	1.4125	1.8358	1.3815	1.8706	1.3503	1.9062	1.3188	1.9426
73	1.4480	1.8016	1.4179	1.8350	1.3874	1.8692	1.3566	1.9042	1.3256	1.9400
74	1.4529	1.8014	1.4232	1.8343	1.3932	1.8679	1.3628	1.9024	1.3322	1.9375
75	1.4577	1.8013	1.4284	1.8336	1.3988	1.8667	1.3688	1.9006	1.3386	1.9352

Tabel Durbin-Watson (DW), $\alpha = 5\%$

n	k=6		k=7		k=8		k=9		k=10	
	dL	dU	dL	dU	dL	dU	dL	dU	dL	dU
76	1.4623	1.8011	1.4335	1.8330	1.4043	1.8655	1.3747	1.8989	1.3449	1.9329
77	1.4669	1.8010	1.4384	1.8324	1.4096	1.8644	1.3805	1.8972	1.3511	1.9307
78	1.4714	1.8009	1.4433	1.8318	1.4148	1.8634	1.3861	1.8957	1.3571	1.9286
79	1.4757	1.8009	1.4480	1.8313	1.4199	1.8624	1.3916	1.8942	1.3630	1.9266
80	1.4800	1.8008	1.4526	1.8308	1.4250	1.8614	1.3970	1.8927	1.3687	1.9247
81	1.4842	1.8008	1.4572	1.8303	1.4298	1.8605	1.4022	1.8914	1.3743	1.9228
82	1.4883	1.8008	1.4616	1.8299	1.4346	1.8596	1.4074	1.8900	1.3798	1.9211
83	1.4923	1.8008	1.4659	1.8295	1.4393	1.8588	1.4124	1.8888	1.3852	1.9193
84	1.4962	1.8008	1.4702	1.8291	1.4439	1.8580	1.4173	1.8876	1.3905	1.9177
85	1.5000	1.8009	1.4743	1.8288	1.4484	1.8573	1.4221	1.8864	1.3956	1.9161
86	1.5038	1.8010	1.4784	1.8285	1.4528	1.8566	1.4268	1.8853	1.4007	1.9146
87	1.5075	1.8010	1.4824	1.8282	1.4571	1.8559	1.4315	1.8842	1.4056	1.9131
88	1.5111	1.8011	1.4863	1.8279	1.4613	1.8553	1.4360	1.8832	1.4104	1.9117
89	1.5147	1.8012	1.4902	1.8277	1.4654	1.8547	1.4404	1.8822	1.4152	1.9103
90	1.5181	1.8014	1.4939	1.8275	1.4695	1.8541	1.4448	1.8813	1.4198	1.9090
91	1.5215	1.8015	1.4976	1.8273	1.4735	1.8536	1.4490	1.8804	1.4244	1.9077
92	1.5249	1.8016	1.5013	1.8271	1.4774	1.8530	1.4532	1.8795	1.4288	1.9065
93	1.5282	1.8018	1.5048	1.8269	1.4812	1.8526	1.4573	1.8787	1.4332	1.9053
94	1.5314	1.8019	1.5083	1.8268	1.4849	1.8521	1.4613	1.8779	1.4375	1.9042
95	1.5346	1.8021	1.5117	1.8266	1.4886	1.8516	1.4653	1.8772	1.4417	1.9031
96	1.5377	1.8023	1.5151	1.8265	1.4922	1.8512	1.4691	1.8764	1.4458	1.9021
97	1.5407	1.8025	1.5184	1.8264	1.4958	1.8508	1.4729	1.8757	1.4499	1.9011
98	1.5437	1.8027	1.5216	1.8263	1.4993	1.8505	1.4767	1.8750	1.4539	1.9001
99	1.5467	1.8029	1.5248	1.8263	1.5027	1.8501	1.4803	1.8744	1.4578	1.8991
100	1.5496	1.8031	1.5279	1.8262	1.5060	1.8498	1.4839	1.8738	1.4616	1.8982
101	1.5524	1.8033	1.5310	1.8261	1.5093	1.8495	1.4875	1.8732	1.4654	1.8973
102	1.5552	1.8035	1.5340	1.8261	1.5126	1.8491	1.4909	1.8726	1.4691	1.8965
103	1.5580	1.8037	1.5370	1.8261	1.5158	1.8489	1.4944	1.8721	1.4727	1.8956
104	1.5607	1.8040	1.5399	1.8261	1.5189	1.8486	1.4977	1.8715	1.4763	1.8948
105	1.5634	1.8042	1.5428	1.8261	1.5220	1.8483	1.5010	1.8710	1.4798	1.8941
106	1.5660	1.8044	1.5456	1.8261	1.5250	1.8481	1.5043	1.8705	1.4833	1.8933
107	1.5686	1.8047	1.5484	1.8261	1.5280	1.8479	1.5074	1.8701	1.4867	1.8926
108	1.5711	1.8049	1.5511	1.8261	1.5310	1.8477	1.5106	1.8696	1.4900	1.8919
109	1.5736	1.8052	1.5538	1.8261	1.5338	1.8475	1.5137	1.8692	1.4933	1.8913
110	1.5761	1.8054	1.5565	1.8262	1.5367	1.8473	1.5167	1.8688	1.4965	1.8906
111	1.5785	1.8057	1.5591	1.8262	1.5395	1.8471	1.5197	1.8684	1.4997	1.8900
112	1.5809	1.8060	1.5616	1.8263	1.5422	1.8470	1.5226	1.8680	1.5028	1.8894
113	1.5832	1.8062	1.5642	1.8264	1.5449	1.8468	1.5255	1.8676	1.5059	1.8888
114	1.5855	1.8065	1.5667	1.8264	1.5476	1.8467	1.5284	1.8673	1.5089	1.8882
115	1.5878	1.8068	1.5691	1.8265	1.5502	1.8466	1.5312	1.8670	1.5119	1.8877
116	1.5901	1.8070	1.5715	1.8266	1.5528	1.8465	1.5339	1.8667	1.5148	1.8872
117	1.5923	1.8073	1.5739	1.8267	1.5554	1.8463	1.5366	1.8663	1.5177	1.8867
118	1.5945	1.8076	1.5763	1.8268	1.5579	1.8463	1.5393	1.8661	1.5206	1.8862
119	1.5966	1.8079	1.5786	1.8269	1.5603	1.8462	1.5420	1.8658	1.5234	1.8857
120	1.5987	1.8082	1.5808	1.8270	1.5628	1.8461	1.5445	1.8655	1.5262	1.8852
121	1.6008	1.8084	1.5831	1.8271	1.5652	1.8460	1.5471	1.8653	1.5289	1.8848
122	1.6029	1.8087	1.5853	1.8272	1.5675	1.8459	1.5496	1.8650	1.5316	1.8844
123	1.6049	1.8090	1.5875	1.8273	1.5699	1.8459	1.5521	1.8648	1.5342	1.8839
124	1.6069	1.8093	1.5896	1.8274	1.5722	1.8458	1.5546	1.8646	1.5368	1.8835
125	1.6089	1.8096	1.5917	1.8276	1.5744	1.8458	1.5570	1.8644	1.5394	1.8832
126	1.6108	1.8099	1.5938	1.8277	1.5767	1.8458	1.5594	1.8641	1.5419	1.8828
127	1.6127	1.8102	1.5959	1.8278	1.5789	1.8458	1.5617	1.8639	1.5444	1.8824
128	1.6146	1.8105	1.5979	1.8280	1.5811	1.8457	1.5640	1.8638	1.5468	1.8821
129	1.6165	1.8107	1.5999	1.8281	1.5832	1.8457	1.5663	1.8636	1.5493	1.8817
130	1.6184	1.8110	1.6019	1.8282	1.5853	1.8457	1.5686	1.8634	1.5517	1.8814
131	1.6202	1.8113	1.6039	1.8284	1.5874	1.8457	1.5708	1.8633	1.5540	1.8811
132	1.6220	1.8116	1.6058	1.8285	1.5895	1.8457	1.5730	1.8631	1.5564	1.8808
133	1.6238	1.8119	1.6077	1.8287	1.5915	1.8457	1.5751	1.8630	1.5586	1.8805
134	1.6255	1.8122	1.6096	1.8288	1.5935	1.8457	1.5773	1.8629	1.5609	1.8802
135	1.6272	1.8125	1.6114	1.8290	1.5955	1.8457	1.5794	1.8627	1.5632	1.8799
136	1.6289	1.8128	1.6133	1.8292	1.5974	1.8458	1.5815	1.8626	1.5654	1.8797
137	1.6306	1.8131	1.6151	1.8293	1.5994	1.8458	1.5835	1.8625	1.5675	1.8794
138	1.6323	1.8134	1.6169	1.8295	1.6013	1.8458	1.5855	1.8624	1.5697	1.8792
139	1.6340	1.8137	1.6186	1.8297	1.6031	1.8459	1.5875	1.8623	1.5718	1.8789
140	1.6356	1.8140	1.6204	1.8298	1.6050	1.8459	1.5895	1.8622	1.5739	1.8787
141	1.6372	1.8143	1.6221	1.8300	1.6068	1.8459	1.5915	1.8621	1.5760	1.8785

Tabel Durbin-Watson (DW), $\alpha = 5\%$

n	k=6		k=7		k=8		k=9		k=10	
	dL	dU	dL	dU	dL	dU	dL	dU	dL	dU
142	1.6388	1.8146	1.6238	1.8302	1.6087	1.8460	1.5934	1.8620	1.5780	1.8783
143	1.6403	1.8149	1.6255	1.8303	1.6104	1.8460	1.5953	1.8619	1.5800	1.8781
144	1.6419	1.8151	1.6271	1.8305	1.6122	1.8461	1.5972	1.8619	1.5820	1.8779
145	1.6434	1.8154	1.6288	1.8307	1.6140	1.8462	1.5990	1.8618	1.5840	1.8777
146	1.6449	1.8157	1.6304	1.8309	1.6157	1.8462	1.6009	1.8618	1.5859	1.8775
147	1.6464	1.8160	1.6320	1.8310	1.6174	1.8463	1.6027	1.8617	1.5878	1.8773
148	1.6479	1.8163	1.6336	1.8312	1.6191	1.8463	1.6045	1.8617	1.5897	1.8772
149	1.6494	1.8166	1.6351	1.8314	1.6207	1.8464	1.6062	1.8616	1.5916	1.8770
150	1.6508	1.8169	1.6367	1.8316	1.6224	1.8465	1.6080	1.8616	1.5935	1.8768
151	1.6523	1.8172	1.6382	1.8318	1.6240	1.8466	1.6097	1.8615	1.5953	1.8767
152	1.6537	1.8175	1.6397	1.8320	1.6256	1.8466	1.6114	1.8615	1.5971	1.8765
153	1.6551	1.8178	1.6412	1.8322	1.6272	1.8467	1.6131	1.8615	1.5989	1.8764
154	1.6565	1.8181	1.6427	1.8323	1.6288	1.8468	1.6148	1.8614	1.6007	1.8763
155	1.6578	1.8184	1.6441	1.8325	1.6303	1.8469	1.6164	1.8614	1.6024	1.8761
156	1.6592	1.8186	1.6456	1.8327	1.6319	1.8470	1.6181	1.8614	1.6041	1.8760
157	1.6605	1.8189	1.6470	1.8329	1.6334	1.8471	1.6197	1.8614	1.6058	1.8759
158	1.6618	1.8192	1.6484	1.8331	1.6349	1.8472	1.6213	1.8614	1.6075	1.8758
159	1.6631	1.8195	1.6498	1.8333	1.6364	1.8472	1.6229	1.8614	1.6092	1.8757
160	1.6644	1.8198	1.6512	1.8335	1.6379	1.8473	1.6244	1.8614	1.6108	1.8756
161	1.6657	1.8201	1.6526	1.8337	1.6393	1.8474	1.6260	1.8614	1.6125	1.8755
162	1.6670	1.8204	1.6539	1.8339	1.6408	1.8475	1.6275	1.8614	1.6141	1.8754
163	1.6683	1.8207	1.6553	1.8341	1.6422	1.8476	1.6290	1.8614	1.6157	1.8753
164	1.6695	1.8209	1.6566	1.8343	1.6436	1.8478	1.6305	1.8614	1.6173	1.8752
165	1.6707	1.8212	1.6579	1.8345	1.6450	1.8479	1.6320	1.8614	1.6188	1.8751
166	1.6720	1.8215	1.6592	1.8346	1.6464	1.8480	1.6334	1.8614	1.6204	1.8751
167	1.6732	1.8218	1.6605	1.8348	1.6477	1.8481	1.6349	1.8615	1.6219	1.8750
168	1.6743	1.8221	1.6618	1.8350	1.6491	1.8482	1.6363	1.8615	1.6234	1.8749
169	1.6755	1.8223	1.6630	1.8352	1.6504	1.8483	1.6377	1.8615	1.6249	1.8748
170	1.6767	1.8226	1.6643	1.8354	1.6517	1.8484	1.6391	1.8615	1.6264	1.8748
171	1.6779	1.8229	1.6655	1.8356	1.6531	1.8485	1.6405	1.8615	1.6279	1.8747
172	1.6790	1.8232	1.6667	1.8358	1.6544	1.8486	1.6419	1.8616	1.6293	1.8747
173	1.6801	1.8235	1.6679	1.8360	1.6556	1.8487	1.6433	1.8616	1.6308	1.8746
174	1.6813	1.8237	1.6691	1.8362	1.6569	1.8489	1.6446	1.8617	1.6322	1.8746
175	1.6824	1.8240	1.6703	1.8364	1.6582	1.8490	1.6459	1.8617	1.6336	1.8745
176	1.6835	1.8243	1.6715	1.8366	1.6594	1.8491	1.6472	1.8617	1.6350	1.8745
177	1.6846	1.8246	1.6727	1.8368	1.6606	1.8492	1.6486	1.8618	1.6364	1.8744
178	1.6857	1.8248	1.6738	1.8370	1.6619	1.8493	1.6499	1.8618	1.6377	1.8744
179	1.6867	1.8251	1.6750	1.8372	1.6631	1.8495	1.6511	1.8618	1.6391	1.8744
180	1.6878	1.8254	1.6761	1.8374	1.6643	1.8496	1.6524	1.8619	1.6404	1.8744
181	1.6888	1.8256	1.6772	1.8376	1.6655	1.8497	1.6537	1.8619	1.6418	1.8743
182	1.6899	1.8259	1.6783	1.8378	1.6667	1.8498	1.6549	1.8620	1.6431	1.8743
183	1.6909	1.8262	1.6794	1.8380	1.6678	1.8500	1.6561	1.8621	1.6444	1.8743
184	1.6919	1.8264	1.6805	1.8382	1.6690	1.8501	1.6574	1.8621	1.6457	1.8743
185	1.6930	1.8267	1.6816	1.8384	1.6701	1.8502	1.6586	1.8622	1.6469	1.8742
186	1.6940	1.8270	1.6826	1.8386	1.6712	1.8503	1.6598	1.8622	1.6482	1.8742
187	1.6950	1.8272	1.6837	1.8388	1.6724	1.8505	1.6610	1.8623	1.6495	1.8742
188	1.6959	1.8275	1.6848	1.8390	1.6735	1.8506	1.6621	1.8623	1.6507	1.8742
189	1.6969	1.8278	1.6858	1.8392	1.6746	1.8507	1.6633	1.8624	1.6519	1.8742
190	1.6979	1.8280	1.6868	1.8394	1.6757	1.8509	1.6644	1.8625	1.6531	1.8742
191	1.6988	1.8283	1.6878	1.8396	1.6768	1.8510	1.6656	1.8625	1.6543	1.8742
192	1.6998	1.8285	1.6889	1.8398	1.6778	1.8511	1.6667	1.8626	1.6555	1.8742
193	1.7007	1.8288	1.6899	1.8400	1.6789	1.8513	1.6678	1.8627	1.6567	1.8742
194	1.7017	1.8291	1.6909	1.8402	1.6799	1.8514	1.6690	1.8627	1.6579	1.8742
195	1.7026	1.8293	1.6918	1.8404	1.6810	1.8515	1.6701	1.8628	1.6591	1.8742
196	1.7035	1.8296	1.6928	1.8406	1.6820	1.8516	1.6712	1.8629	1.6602	1.8742
197	1.7044	1.8298	1.6938	1.8407	1.6831	1.8518	1.6722	1.8629	1.6614	1.8742
198	1.7053	1.8301	1.6947	1.8409	1.6841	1.8519	1.6733	1.8630	1.6625	1.8742
199	1.7062	1.8303	1.6957	1.8411	1.6851	1.8521	1.6744	1.8631	1.6636	1.8742
200	1.7071	1.8306	1.6966	1.8413	1.6861	1.8522	1.6754	1.8632	1.6647	1.8742

Tabel Durbin-Watson (DW), $\alpha = 5\%$

n	k=11		k=12		k=13		k=14		k=15	
	dL	dU	dL	dU	dL	dU	dL	dU	dL	dU
16	0.0981	3.5029								
17	0.1376	3.3782	0.0871	3.5572						
18	0.1773	3.2650	0.1232	3.4414	0.0779	3.6032				
19	0.2203	3.1593	0.1598	3.3348	0.1108	3.4957	0.0700	3.6424		
20	0.2635	3.0629	0.1998	3.2342	0.1447	3.3954	0.1002	3.5425	0.0633	3.6762
21	0.3067	2.9760	0.2403	3.1413	0.1820	3.2998	0.1317	3.4483	0.0911	3.5832
22	0.3493	2.8973	0.2812	3.0566	0.2200	3.2106	0.1664	3.3576	0.1203	3.4946
23	0.3908	2.8259	0.3217	2.9792	0.2587	3.1285	0.2022	3.2722	0.1527	3.4087
24	0.4312	2.7611	0.3616	2.9084	0.2972	3.0528	0.2387	3.1929	0.1864	3.3270
25	0.4702	2.7023	0.4005	2.8436	0.3354	2.9830	0.2754	3.1191	0.2209	3.2506
26	0.5078	2.6488	0.4383	2.7844	0.3728	2.9187	0.3118	3.0507	0.2558	3.1790
27	0.5439	2.6000	0.4748	2.7301	0.4093	2.8595	0.3478	2.9872	0.2906	3.1122
28	0.5785	2.5554	0.5101	2.6803	0.4449	2.8049	0.3831	2.9284	0.3252	3.0498
29	0.6117	2.5146	0.5441	2.6345	0.4793	2.7545	0.4175	2.8738	0.3592	2.9916
30	0.6435	2.4771	0.5769	2.5923	0.5126	2.7079	0.4511	2.8232	0.3926	2.9374
31	0.6739	2.4427	0.6083	2.5535	0.5447	2.6648	0.4836	2.7762	0.4251	2.8868
32	0.7030	2.4110	0.6385	2.5176	0.5757	2.6249	0.5151	2.7325	0.4569	2.8396
33	0.7309	2.3818	0.6675	2.4844	0.6056	2.5879	0.5456	2.6918	0.4877	2.7956
34	0.7576	2.3547	0.6953	2.4536	0.6343	2.5535	0.5750	2.6539	0.5176	2.7544
35	0.7831	2.3297	0.7220	2.4250	0.6620	2.5215	0.6035	2.6186	0.5466	2.7159
36	0.8076	2.3064	0.7476	2.3984	0.6886	2.4916	0.6309	2.5856	0.5746	2.6799
37	0.8311	2.2848	0.7722	2.3737	0.7142	2.4638	0.6573	2.5547	0.6018	2.6461
38	0.8536	2.2647	0.7958	2.3506	0.7389	2.4378	0.6828	2.5258	0.6280	2.6144
39	0.8751	2.2459	0.8185	2.3290	0.7626	2.4134	0.7074	2.4987	0.6533	2.5847
40	0.8959	2.2284	0.8404	2.3089	0.7854	2.3906	0.7312	2.4733	0.6778	2.5567
41	0.9158	2.2120	0.8613	2.2900	0.8074	2.3692	0.7540	2.4494	0.7015	2.5304
42	0.9349	2.1967	0.8815	2.2723	0.8285	2.3491	0.7761	2.4269	0.7243	2.5056
43	0.9533	2.1823	0.9009	2.2556	0.8489	2.3302	0.7973	2.4058	0.7464	2.4822
44	0.9710	2.1688	0.9196	2.2400	0.8686	2.3124	0.8179	2.3858	0.7677	2.4601
45	0.9880	2.1561	0.9377	2.2252	0.8875	2.2956	0.8377	2.3670	0.7883	2.4392
46	1.0044	2.1442	0.9550	2.2113	0.9058	2.2797	0.8568	2.3492	0.8083	2.4195
47	1.0203	2.1329	0.9718	2.1982	0.9234	2.2648	0.8753	2.3324	0.8275	2.4008
48	1.0355	2.1223	0.9879	2.1859	0.9405	2.2506	0.8931	2.3164	0.8461	2.3831
49	1.0502	2.1122	1.0035	2.1742	0.9569	2.2372	0.9104	2.3013	0.8642	2.3663
50	1.0645	2.1028	1.0186	2.1631	0.9728	2.2245	0.9271	2.2870	0.8816	2.3503
51	1.0782	2.0938	1.0332	2.1526	0.9882	2.2125	0.9432	2.2734	0.8985	2.3352
52	1.0915	2.0853	1.0473	2.1426	1.0030	2.2011	0.9589	2.2605	0.9148	2.3207
53	1.1043	2.0772	1.0609	2.1332	1.0174	2.1902	0.9740	2.2482	0.9307	2.3070
54	1.1167	2.0696	1.0741	2.1242	1.0314	2.1799	0.9886	2.2365	0.9460	2.2939
55	1.1288	2.0623	1.0869	2.1157	1.0449	2.1700	1.0028	2.2253	0.9609	2.2815
56	1.1404	2.0554	1.0992	2.1076	1.0579	2.1607	1.0166	2.2147	0.9753	2.2696
57	1.1517	2.0489	1.1112	2.0998	1.0706	2.1518	1.0299	2.2046	0.9893	2.2582
58	1.1626	2.0426	1.1228	2.0925	1.0829	2.1432	1.0429	2.1949	1.0029	2.2474
59	1.1733	2.0367	1.1341	2.0854	1.0948	2.1351	1.0555	2.1856	1.0161	2.2370
60	1.1835	2.0310	1.1451	2.0787	1.1064	2.1273	1.0676	2.1768	1.0289	2.2271
61	1.1936	2.0256	1.1557	2.0723	1.1176	2.1199	1.0795	2.1684	1.0413	2.2176
62	1.2033	2.0204	1.1660	2.0662	1.1286	2.1128	1.0910	2.1603	1.0534	2.2084
63	1.2127	2.0155	1.1760	2.0604	1.1392	2.1060	1.1022	2.1525	1.0651	2.1997
64	1.2219	2.0108	1.1858	2.0548	1.1495	2.0995	1.1131	2.1451	1.0766	2.1913
65	1.2308	2.0063	1.1953	2.0494	1.1595	2.0933	1.1236	2.1380	1.0877	2.1833
66	1.2395	2.0020	1.2045	2.0443	1.1693	2.0873	1.1339	2.1311	1.0985	2.1756
67	1.2479	1.9979	1.2135	2.0393	1.1788	2.0816	1.1440	2.1245	1.1090	2.1682
68	1.2561	1.9939	1.2222	2.0346	1.1880	2.0761	1.1537	2.1182	1.1193	2.1611
69	1.2642	1.9901	1.2307	2.0301	1.1970	2.0708	1.1632	2.1122	1.1293	2.1542
70	1.2720	1.9865	1.2390	2.0257	1.2058	2.0657	1.1725	2.1063	1.1390	2.1476
71	1.2796	1.9830	1.2471	2.0216	1.2144	2.0608	1.1815	2.1007	1.1485	2.1413
72	1.2870	1.9797	1.2550	2.0176	1.2227	2.0561	1.1903	2.0953	1.1578	2.1352
73	1.2942	1.9765	1.2626	2.0137	1.2308	2.0516	1.1989	2.0901	1.1668	2.1293
74	1.3013	1.9734	1.2701	2.0100	1.2388	2.0472	1.2073	2.0851	1.1756	2.1236
75	1.3082	1.9705	1.2774	2.0064	1.2465	2.0430	1.2154	2.0803	1.1842	2.1181
76	1.3149	1.9676	1.2846	2.0030	1.2541	2.0390	1.2234	2.0756	1.1926	2.1128
77	1.3214	1.9649	1.2916	1.9997	1.2615	2.0351	1.2312	2.0711	1.2008	2.1077
78	1.3279	1.9622	1.2984	1.9965	1.2687	2.0314	1.2388	2.0668	1.2088	2.1028
79	1.3341	1.9597	1.3050	1.9934	1.2757	2.0277	1.2462	2.0626	1.2166	2.0980
80	1.3402	1.9573	1.3115	1.9905	1.2826	2.0242	1.2535	2.0586	1.2242	2.0934
81	1.3462	1.9549	1.3179	1.9876	1.2893	2.0209	1.2606	2.0547	1.2317	2.0890

Tabel Durbin-Watson (DW), $\alpha = 5\%$

n	k=11		k=12		k=13		k=14		k=15	
	dL	dU	dL	dU	dL	dU	dL	dU	dL	dU
82	1.3521	1.9527	1.3241	1.9849	1.2959	2.0176	1.2675	2.0509	1.2390	2.0847
83	1.3578	1.9505	1.3302	1.9822	1.3023	2.0144	1.2743	2.0472	1.2461	2.0805
84	1.3634	1.9484	1.3361	1.9796	1.3086	2.0114	1.2809	2.0437	1.2531	2.0765
85	1.3689	1.9464	1.3419	1.9771	1.3148	2.0085	1.2874	2.0403	1.2599	2.0726
86	1.3743	1.9444	1.3476	1.9747	1.3208	2.0056	1.2938	2.0370	1.2666	2.0688
87	1.3795	1.9425	1.3532	1.9724	1.3267	2.0029	1.3000	2.0338	1.2732	2.0652
88	1.3847	1.9407	1.3587	1.9702	1.3325	2.0002	1.3061	2.0307	1.2796	2.0616
89	1.3897	1.9389	1.3640	1.9680	1.3381	1.9976	1.3121	2.0277	1.2859	2.0582
90	1.3946	1.9372	1.3693	1.9659	1.3437	1.9951	1.3179	2.0247	1.2920	2.0548
91	1.3995	1.9356	1.3744	1.9639	1.3491	1.9927	1.3237	2.0219	1.2980	2.0516
92	1.4042	1.9340	1.3794	1.9619	1.3544	1.9903	1.3293	2.0192	1.3039	2.0485
93	1.4089	1.9325	1.3844	1.9600	1.3597	1.9881	1.3348	2.0165	1.3097	2.0454
94	1.4135	1.9310	1.3892	1.9582	1.3648	1.9859	1.3402	2.0139	1.3154	2.0424
95	1.4179	1.9295	1.3940	1.9564	1.3698	1.9837	1.3455	2.0114	1.3210	2.0396
96	1.4223	1.9282	1.3986	1.9547	1.3747	1.9816	1.3507	2.0090	1.3264	2.0368
97	1.4266	1.9268	1.4032	1.9530	1.3796	1.9796	1.3557	2.0067	1.3318	2.0341
98	1.4309	1.9255	1.4077	1.9514	1.3843	1.9777	1.3607	2.0044	1.3370	2.0314
99	1.4350	1.9243	1.4121	1.9498	1.3889	1.9758	1.3656	2.0021	1.3422	2.0289
100	1.4391	1.9231	1.4164	1.9483	1.3935	1.9739	1.3705	2.0000	1.3472	2.0264
101	1.4431	1.9219	1.4206	1.9468	1.3980	1.9722	1.3752	1.9979	1.3522	2.0239
102	1.4470	1.9207	1.4248	1.9454	1.4024	1.9704	1.3798	1.9958	1.3571	2.0216
103	1.4509	1.9196	1.4289	1.9440	1.4067	1.9687	1.3844	1.9938	1.3619	2.0193
104	1.4547	1.9186	1.4329	1.9426	1.4110	1.9671	1.3889	1.9919	1.3666	2.0171
105	1.4584	1.9175	1.4369	1.9413	1.4151	1.9655	1.3933	1.9900	1.3712	2.0149
106	1.4621	1.9165	1.4408	1.9401	1.4192	1.9640	1.3976	1.9882	1.3758	2.0128
107	1.4657	1.9155	1.4446	1.9388	1.4233	1.9624	1.4018	1.9864	1.3802	2.0107
108	1.4693	1.9146	1.4483	1.9376	1.4272	1.9610	1.4060	1.9847	1.3846	2.0087
109	1.4727	1.9137	1.4520	1.9364	1.4311	1.9595	1.4101	1.9830	1.3889	2.0067
110	1.4762	1.9128	1.4556	1.9353	1.4350	1.9582	1.4141	1.9813	1.3932	2.0048
111	1.4795	1.9119	1.4592	1.9342	1.4387	1.9568	1.4181	1.9797	1.3973	2.0030
112	1.4829	1.9111	1.4627	1.9331	1.4424	1.9555	1.4220	1.9782	1.4014	2.0011
113	1.4861	1.9103	1.4662	1.9321	1.4461	1.9542	1.4258	1.9766	1.4055	1.9994
114	1.4893	1.9095	1.4696	1.9311	1.4497	1.9530	1.4296	1.9752	1.4094	1.9977
115	1.4925	1.9087	1.4729	1.9301	1.4532	1.9518	1.4333	1.9737	1.4133	1.9960
116	1.4956	1.9080	1.4762	1.9291	1.4567	1.9506	1.4370	1.9723	1.4172	1.9943
117	1.4987	1.9073	1.4795	1.9282	1.4601	1.9494	1.4406	1.9709	1.4209	1.9927
118	1.5017	1.9066	1.4827	1.9273	1.4635	1.9483	1.4441	1.9696	1.4247	1.9912
119	1.5047	1.9059	1.4858	1.9264	1.4668	1.9472	1.4476	1.9683	1.4283	1.9896
120	1.5076	1.9053	1.4889	1.9256	1.4700	1.9461	1.4511	1.9670	1.4319	1.9881
121	1.5105	1.9046	1.4919	1.9247	1.4733	1.9451	1.4544	1.9658	1.4355	1.9867
122	1.5133	1.9040	1.4950	1.9239	1.4764	1.9441	1.4578	1.9646	1.4390	1.9853
123	1.5161	1.9034	1.4979	1.9231	1.4795	1.9431	1.4611	1.9634	1.4424	1.9839
124	1.5189	1.9028	1.5008	1.9223	1.4826	1.9422	1.4643	1.9622	1.4458	1.9825
125	1.5216	1.9023	1.5037	1.9216	1.4857	1.9412	1.4675	1.9611	1.4492	1.9812
126	1.5243	1.9017	1.5065	1.9209	1.4886	1.9403	1.4706	1.9600	1.4525	1.9799
127	1.5269	1.9012	1.5093	1.9202	1.4916	1.9394	1.4737	1.9589	1.4557	1.9786
128	1.5295	1.9006	1.5121	1.9195	1.4945	1.9385	1.4768	1.9578	1.4589	1.9774
129	1.5321	1.9001	1.5148	1.9188	1.4973	1.9377	1.4798	1.9568	1.4621	1.9762
130	1.5346	1.8997	1.5175	1.9181	1.5002	1.9369	1.4827	1.9558	1.4652	1.9750
131	1.5371	1.8992	1.5201	1.9175	1.5029	1.9360	1.4856	1.9548	1.4682	1.9738
132	1.5396	1.8987	1.5227	1.9169	1.5057	1.9353	1.4885	1.9539	1.4713	1.9727
133	1.5420	1.8983	1.5253	1.9163	1.5084	1.9345	1.4914	1.9529	1.4742	1.9716
134	1.5444	1.8978	1.5278	1.9157	1.5110	1.9337	1.4942	1.9520	1.4772	1.9705
135	1.5468	1.8974	1.5303	1.9151	1.5137	1.9330	1.4969	1.9511	1.4801	1.9695
136	1.5491	1.8970	1.5328	1.9145	1.5163	1.9323	1.4997	1.9502	1.4829	1.9684
137	1.5514	1.8966	1.5352	1.9140	1.5188	1.9316	1.5024	1.9494	1.4858	1.9674
138	1.5537	1.8962	1.5376	1.9134	1.5213	1.9309	1.5050	1.9486	1.4885	1.9664
139	1.5559	1.8958	1.5400	1.9129	1.5238	1.9302	1.5076	1.9477	1.4913	1.9655
140	1.5582	1.8955	1.5423	1.9124	1.5263	1.9296	1.5102	1.9469	1.4940	1.9645
141	1.5603	1.8951	1.5446	1.9119	1.5287	1.9289	1.5128	1.9461	1.4967	1.9636
142	1.5625	1.8947	1.5469	1.9114	1.5311	1.9283	1.5153	1.9454	1.4993	1.9627
143	1.5646	1.8944	1.5491	1.9110	1.5335	1.9277	1.5178	1.9446	1.5019	1.9618
144	1.5667	1.8941	1.5513	1.9105	1.5358	1.9271	1.5202	1.9439	1.5045	1.9609
145	1.5688	1.8938	1.5535	1.9100	1.5381	1.9265	1.5226	1.9432	1.5070	1.9600
146	1.5709	1.8935	1.5557	1.9096	1.5404	1.9259	1.5250	1.9425	1.5095	1.9592
147	1.5729	1.8932	1.5578	1.9092	1.5427	1.9254	1.5274	1.9418	1.5120	1.9584

Tabel Durbin-Watson (DW), $\alpha = 5\%$

n	k=11		k=12		k=13		k=14		k=15	
	dL	dU	dL	dU	dL	dU	dL	dU	dL	dU
148	1.5749	1.8929	1.5600	1.9088	1.5449	1.9248	1.5297	1.9411	1.5144	1.9576
149	1.5769	1.8926	1.5620	1.9083	1.5471	1.9243	1.5320	1.9404	1.5169	1.9568
150	1.5788	1.8923	1.5641	1.9080	1.5493	1.9238	1.5343	1.9398	1.5193	1.9560
151	1.5808	1.8920	1.5661	1.9076	1.5514	1.9233	1.5365	1.9392	1.5216	1.9552
152	1.5827	1.8918	1.5682	1.9072	1.5535	1.9228	1.5388	1.9386	1.5239	1.9545
153	1.5846	1.8915	1.5701	1.9068	1.5556	1.9223	1.5410	1.9379	1.5262	1.9538
154	1.5864	1.8913	1.5721	1.9065	1.5577	1.9218	1.5431	1.9374	1.5285	1.9531
155	1.5883	1.8910	1.5740	1.9061	1.5597	1.9214	1.5453	1.9368	1.5307	1.9524
156	1.5901	1.8908	1.5760	1.9058	1.5617	1.9209	1.5474	1.9362	1.5330	1.9517
157	1.5919	1.8906	1.5779	1.9054	1.5637	1.9205	1.5495	1.9356	1.5352	1.9510
158	1.5937	1.8904	1.5797	1.9051	1.5657	1.9200	1.5516	1.9351	1.5373	1.9503
159	1.5954	1.8902	1.5816	1.9048	1.5676	1.9196	1.5536	1.9346	1.5395	1.9497
160	1.5972	1.8899	1.5834	1.9045	1.5696	1.9192	1.5556	1.9340	1.5416	1.9490
161	1.5989	1.8897	1.5852	1.9042	1.5715	1.9188	1.5576	1.9335	1.5437	1.9484
162	1.6006	1.8896	1.5870	1.9039	1.5734	1.9184	1.5596	1.9330	1.5457	1.9478
163	1.6023	1.8894	1.5888	1.9036	1.5752	1.9180	1.5616	1.9325	1.5478	1.9472
164	1.6040	1.8892	1.5906	1.9033	1.5771	1.9176	1.5635	1.9320	1.5498	1.9466
165	1.6056	1.8890	1.5923	1.9030	1.5789	1.9172	1.5654	1.9316	1.5518	1.9460
166	1.6072	1.8888	1.5940	1.9028	1.5807	1.9169	1.5673	1.9311	1.5538	1.9455
167	1.6089	1.8887	1.5957	1.9025	1.5825	1.9165	1.5692	1.9306	1.5557	1.9449
168	1.6105	1.8885	1.5974	1.9023	1.5842	1.9161	1.5710	1.9302	1.5577	1.9444
169	1.6120	1.8884	1.5991	1.9020	1.5860	1.9158	1.5728	1.9298	1.5596	1.9438
170	1.6136	1.8882	1.6007	1.9018	1.5877	1.9155	1.5746	1.9293	1.5615	1.9433
171	1.6151	1.8881	1.6023	1.9015	1.5894	1.9151	1.5764	1.9289	1.5634	1.9428
172	1.6167	1.8879	1.6039	1.9013	1.5911	1.9148	1.5782	1.9285	1.5652	1.9423
173	1.6182	1.8878	1.6055	1.9011	1.5928	1.9145	1.5799	1.9281	1.5670	1.9418
174	1.6197	1.8876	1.6071	1.9009	1.5944	1.9142	1.5817	1.9277	1.5688	1.9413
175	1.6212	1.8875	1.6087	1.9006	1.5961	1.9139	1.5834	1.9273	1.5706	1.9408
176	1.6226	1.8874	1.6102	1.9004	1.5977	1.9136	1.5851	1.9269	1.5724	1.9404
177	1.6241	1.8873	1.6117	1.9002	1.5993	1.9133	1.5868	1.9265	1.5742	1.9399
178	1.6255	1.8872	1.6133	1.9000	1.6009	1.9130	1.5884	1.9262	1.5759	1.9394
179	1.6270	1.8870	1.6148	1.8998	1.6025	1.9128	1.5901	1.9258	1.5776	1.9390
180	1.6284	1.8869	1.6162	1.8996	1.6040	1.9125	1.5917	1.9255	1.5793	1.9386
181	1.6298	1.8868	1.6177	1.8995	1.6056	1.9122	1.5933	1.9251	1.5810	1.9381
182	1.6312	1.8867	1.6192	1.8993	1.6071	1.9120	1.5949	1.9248	1.5827	1.9377
183	1.6325	1.8866	1.6206	1.8991	1.6086	1.9117	1.5965	1.9244	1.5844	1.9373
184	1.6339	1.8865	1.6220	1.8989	1.6101	1.9115	1.5981	1.9241	1.5860	1.9369
185	1.6352	1.8864	1.6234	1.8988	1.6116	1.9112	1.5996	1.9238	1.5876	1.9365
186	1.6366	1.8864	1.6248	1.8986	1.6130	1.9110	1.6012	1.9235	1.5892	1.9361
187	1.6379	1.8863	1.6262	1.8984	1.6145	1.9107	1.6027	1.9232	1.5908	1.9357
188	1.6392	1.8862	1.6276	1.8983	1.6159	1.9105	1.6042	1.9228	1.5924	1.9353
189	1.6405	1.8861	1.6289	1.8981	1.6173	1.9103	1.6057	1.9226	1.5939	1.9349
190	1.6418	1.8860	1.6303	1.8980	1.6188	1.9101	1.6071	1.9223	1.5955	1.9346
191	1.6430	1.8860	1.6316	1.8978	1.6202	1.9099	1.6086	1.9220	1.5970	1.9342
192	1.6443	1.8859	1.6329	1.8977	1.6215	1.9096	1.6101	1.9217	1.5985	1.9339
193	1.6455	1.8858	1.6343	1.8976	1.6229	1.9094	1.6115	1.9214	1.6000	1.9335
194	1.6468	1.8858	1.6355	1.8974	1.6243	1.9092	1.6129	1.9211	1.6015	1.9332
195	1.6480	1.8857	1.6368	1.8973	1.6256	1.9090	1.6143	1.9209	1.6030	1.9328
196	1.6492	1.8856	1.6381	1.8972	1.6270	1.9088	1.6157	1.9206	1.6044	1.9325
197	1.6504	1.8856	1.6394	1.8971	1.6283	1.9087	1.6171	1.9204	1.6059	1.9322
198	1.6516	1.8855	1.6406	1.8969	1.6296	1.9085	1.6185	1.9201	1.6073	1.9318
199	1.6528	1.8855	1.6419	1.8968	1.6309	1.9083	1.6198	1.9199	1.6087	1.9315
200	1.6539	1.8854	1.6431	1.8967	1.6322	1.9081	1.6212	1.9196	1.6101	1.9312

Tabel Durbin-Watson (DW), $\alpha = 5\%$

n	k=16		k=17		k=18		k=19		k=20	
	dL	dU	dL	dU	dL	dU	dL	dU	dL	dU
21	0.0575	3.7054								
22	0.0832	3.6188	0.0524	3.7309						
23	0.1103	3.5355	0.0762	3.6501	0.0480	3.7533				
24	0.1407	3.4540	0.1015	3.5717	0.0701	3.6777	0.0441	3.7730		
25	0.1723	3.3760	0.1300	3.4945	0.0937	3.6038	0.0647	3.7022	0.0407	3.7904
26	0.2050	3.3025	0.1598	3.4201	0.1204	3.5307	0.0868	3.6326	0.0598	3.7240
27	0.2382	3.2333	0.1907	3.3494	0.1485	3.4597	0.1119	3.5632	0.0806	3.6583
28	0.2715	3.1681	0.2223	3.2825	0.1779	3.3919	0.1384	3.4955	0.1042	3.5925
29	0.3046	3.1070	0.2541	3.2192	0.2079	3.3273	0.1663	3.4304	0.1293	3.5279
30	0.3374	3.0497	0.2859	3.1595	0.2383	3.2658	0.1949	3.3681	0.1557	3.4655
31	0.3697	2.9960	0.3175	3.1032	0.2688	3.2076	0.2239	3.3086	0.1830	3.4055
32	0.4013	2.9458	0.3487	3.0503	0.2992	3.1525	0.2532	3.2519	0.2108	3.3478
33	0.4322	2.8987	0.3793	3.0005	0.3294	3.1005	0.2825	3.1981	0.2389	3.2928
34	0.4623	2.8545	0.4094	2.9536	0.3591	3.0513	0.3116	3.1470	0.2670	3.2402
35	0.4916	2.8131	0.4388	2.9095	0.3883	3.0048	0.3403	3.0985	0.2951	3.1901
36	0.5201	2.7742	0.4675	2.8680	0.4169	2.9610	0.3687	3.0526	0.3230	3.1425
37	0.5477	2.7377	0.4954	2.8289	0.4449	2.9195	0.3966	3.0091	0.3505	3.0972
38	0.5745	2.7033	0.5225	2.7921	0.4723	2.8804	0.4240	2.9678	0.3777	3.0541
39	0.6004	2.6710	0.5489	2.7573	0.4990	2.8434	0.4507	2.9288	0.4044	3.0132
40	0.6256	2.6406	0.5745	2.7246	0.5249	2.8084	0.4769	2.8917	0.4305	2.9743
41	0.6499	2.6119	0.5994	2.6936	0.5502	2.7753	0.5024	2.8566	0.4562	2.9373
42	0.6734	2.5848	0.6235	2.6643	0.5747	2.7439	0.5273	2.8233	0.4812	2.9022
43	0.6962	2.5592	0.6469	2.6366	0.5986	2.7142	0.5515	2.7916	0.5057	2.8688
44	0.7182	2.5351	0.6695	2.6104	0.6218	2.6860	0.5751	2.7616	0.5295	2.8370
45	0.7396	2.5122	0.6915	2.5856	0.6443	2.6593	0.5980	2.7331	0.5528	2.8067
46	0.7602	2.4905	0.7128	2.5621	0.6661	2.6339	0.6203	2.7059	0.5755	2.7779
47	0.7802	2.4700	0.7334	2.5397	0.6873	2.6098	0.6420	2.6801	0.5976	2.7504
48	0.7995	2.4505	0.7534	2.5185	0.7079	2.5869	0.6631	2.6555	0.6191	2.7243
49	0.8182	2.4320	0.7728	2.4983	0.7279	2.5651	0.6836	2.6321	0.6400	2.6993
50	0.8364	2.4144	0.7916	2.4791	0.7472	2.5443	0.7035	2.6098	0.6604	2.6755
51	0.8540	2.3977	0.8098	2.4608	0.7660	2.5245	0.7228	2.5885	0.6802	2.6527
52	0.8710	2.3818	0.8275	2.4434	0.7843	2.5056	0.7416	2.5682	0.6995	2.6310
53	0.8875	2.3666	0.8446	2.4268	0.8020	2.4876	0.7599	2.5487	0.7183	2.6102
54	0.9035	2.3521	0.8612	2.4110	0.8193	2.4704	0.7777	2.5302	0.7365	2.5903
55	0.9190	2.3383	0.8774	2.3959	0.8360	2.4539	0.7949	2.5124	0.7543	2.5713
56	0.9341	2.3252	0.8930	2.3814	0.8522	2.4382	0.8117	2.4955	0.7716	2.5531
57	0.9487	2.3126	0.9083	2.3676	0.8680	2.4232	0.8280	2.4792	0.7884	2.5356
58	0.9629	2.3005	0.9230	2.3544	0.8834	2.4088	0.8439	2.4636	0.8047	2.5189
59	0.9767	2.2890	0.9374	2.3417	0.8983	2.3950	0.8593	2.4487	0.8207	2.5028
60	0.9901	2.2780	0.9514	2.3296	0.9128	2.3817	0.8744	2.4344	0.8362	2.4874
61	1.0031	2.2674	0.9649	2.3180	0.9269	2.3690	0.8890	2.4206	0.8513	2.4726
62	1.0157	2.2573	0.9781	2.3068	0.9406	2.3569	0.9032	2.4074	0.8660	2.4584
63	1.0280	2.2476	0.9910	2.2961	0.9539	2.3452	0.9170	2.3947	0.8803	2.4447
64	1.0400	2.2383	1.0035	2.2858	0.9669	2.3340	0.9305	2.3826	0.8943	2.4316
65	1.0517	2.2293	1.0156	2.2760	0.9796	2.3232	0.9437	2.3708	0.9079	2.4189
66	1.0630	2.2207	1.0274	2.2665	0.9919	2.3128	0.9565	2.3595	0.9211	2.4068
67	1.0740	2.2125	1.0390	2.2574	1.0039	2.3028	0.9689	2.3487	0.9340	2.3950
68	1.0848	2.2045	1.0502	2.2486	1.0156	2.2932	0.9811	2.3382	0.9466	2.3837
69	1.0952	2.1969	1.0612	2.2401	1.0270	2.2839	0.9930	2.3281	0.9589	2.3728
70	1.1054	2.1895	1.0718	2.2320	1.0382	2.2750	1.0045	2.3184	0.9709	2.3623
71	1.1154	2.1824	1.0822	2.2241	1.0490	2.2663	1.0158	2.3090	0.9826	2.3522
72	1.1251	2.1756	1.0924	2.2166	1.0596	2.2580	1.0268	2.3000	0.9940	2.3424
73	1.1346	2.1690	1.1023	2.2093	1.0699	2.2500	1.0375	2.2912	1.0052	2.3329
74	1.1438	2.1626	1.1119	2.2022	1.0800	2.2423	1.0480	2.2828	1.0161	2.3238
75	1.1528	2.1565	1.1214	2.1954	1.0898	2.2348	1.0583	2.2747	1.0267	2.3149
76	1.1616	2.1506	1.1306	2.1888	1.0994	2.2276	1.0683	2.2668	1.0371	2.3064
77	1.1702	2.1449	1.1395	2.1825	1.1088	2.2206	1.0780	2.2591	1.0472	2.2981
78	1.1786	2.1393	1.1483	2.1763	1.1180	2.2138	1.0876	2.2518	1.0571	2.2901
79	1.1868	2.1340	1.1569	2.1704	1.1269	2.2073	1.0969	2.2446	1.0668	2.2824
80	1.1948	2.1288	1.1653	2.1647	1.1357	2.2010	1.1060	2.2377	1.0763	2.2749
81	1.2026	2.1238	1.1735	2.1591	1.1442	2.1949	1.1149	2.2310	1.0856	2.2676
82	1.2103	2.1190	1.1815	2.1537	1.1526	2.1889	1.1236	2.2246	1.0946	2.2606
83	1.2178	2.1143	1.1893	2.1485	1.1608	2.1832	1.1322	2.2183	1.1035	2.2537
84	1.2251	2.1098	1.1970	2.1435	1.1688	2.1776	1.1405	2.2122	1.1122	2.2471
85	1.2323	2.1054	1.2045	2.1386	1.1766	2.1722	1.1487	2.2063	1.1206	2.2407
86	1.2393	2.1011	1.2119	2.1338	1.1843	2.1670	1.1567	2.2005	1.1290	2.2345

Tabel Durbin-Watson (DW), $\alpha = 5\%$

n	k=16		k=17		k=18		k=19		k=20	
	dL	dU	dL	dU	dL	dU	dL	dU	dL	dU
153	1.5114	1.9698	1.4965	1.9859	1.4815	2.0022	1.4664	2.0187	1.4512	2.0354
154	1.5138	1.9689	1.4990	1.9850	1.4841	2.0012	1.4691	2.0175	1.4540	2.0340
155	1.5161	1.9681	1.5014	1.9840	1.4866	2.0001	1.4717	2.0163	1.4567	2.0327
156	1.5184	1.9673	1.5038	1.9831	1.4891	1.9990	1.4743	2.0151	1.4595	2.0314
157	1.5207	1.9665	1.5062	1.9822	1.4916	1.9980	1.4769	2.0140	1.4622	2.0301
158	1.5230	1.9657	1.5086	1.9813	1.4941	1.9970	1.4795	2.0129	1.4648	2.0289
159	1.5252	1.9650	1.5109	1.9804	1.4965	1.9960	1.4820	2.0117	1.4675	2.0276
160	1.5274	1.9642	1.5132	1.9795	1.4989	1.9950	1.4845	2.0106	1.4701	2.0264
161	1.5296	1.9635	1.5155	1.9787	1.5013	1.9941	1.4870	2.0096	1.4726	2.0252
162	1.5318	1.9628	1.5178	1.9779	1.5037	1.9931	1.4894	2.0085	1.4752	2.0241
163	1.5339	1.9621	1.5200	1.9771	1.5060	1.9922	1.4919	2.0075	1.4777	2.0229
164	1.5360	1.9614	1.5222	1.9762	1.5083	1.9913	1.4943	2.0064	1.4802	2.0218
165	1.5381	1.9607	1.5244	1.9755	1.5105	1.9904	1.4966	2.0054	1.4826	2.0206
166	1.5402	1.9600	1.5265	1.9747	1.5128	1.9895	1.4990	2.0045	1.4851	2.0195
167	1.5422	1.9594	1.5287	1.9739	1.5150	1.9886	1.5013	2.0035	1.4875	2.0185
168	1.5443	1.9587	1.5308	1.9732	1.5172	1.9878	1.5036	2.0025	1.4898	2.0174
169	1.5463	1.9581	1.5329	1.9724	1.5194	1.9869	1.5058	2.0016	1.4922	2.0164
170	1.5482	1.9574	1.5349	1.9717	1.5215	1.9861	1.5080	2.0007	1.4945	2.0153
171	1.5502	1.9568	1.5370	1.9710	1.5236	1.9853	1.5102	1.9997	1.4968	2.0143
172	1.5521	1.9562	1.5390	1.9703	1.5257	1.9845	1.5124	1.9988	1.4991	2.0133
173	1.5540	1.9556	1.5410	1.9696	1.5278	1.9837	1.5146	1.9980	1.5013	2.0123
174	1.5559	1.9551	1.5429	1.9689	1.5299	1.9830	1.5167	1.9971	1.5035	2.0114
175	1.5578	1.9545	1.5449	1.9683	1.5319	1.9822	1.5189	1.9962	1.5057	2.0104
176	1.5597	1.9539	1.5468	1.9676	1.5339	1.9815	1.5209	1.9954	1.5079	2.0095
177	1.5615	1.9534	1.5487	1.9670	1.5359	1.9807	1.5230	1.9946	1.5100	2.0086
178	1.5633	1.9528	1.5506	1.9664	1.5379	1.9800	1.5251	1.9938	1.5122	2.0076
179	1.5651	1.9523	1.5525	1.9657	1.5398	1.9793	1.5271	1.9930	1.5143	2.0068
180	1.5669	1.9518	1.5544	1.9651	1.5418	1.9786	1.5291	1.9922	1.5164	2.0059
181	1.5687	1.9513	1.5562	1.9645	1.5437	1.9779	1.5311	1.9914	1.5184	2.0050
182	1.5704	1.9507	1.5580	1.9639	1.5456	1.9772	1.5330	1.9906	1.5205	2.0042
183	1.5721	1.9503	1.5598	1.9633	1.5474	1.9766	1.5350	1.9899	1.5225	2.0033
184	1.5738	1.9498	1.5616	1.9628	1.5493	1.9759	1.5369	1.9891	1.5245	2.0025
185	1.5755	1.9493	1.5634	1.9622	1.5511	1.9753	1.5388	1.9884	1.5265	2.0017
186	1.5772	1.9488	1.5651	1.9617	1.5529	1.9746	1.5407	1.9877	1.5284	2.0009
187	1.5788	1.9483	1.5668	1.9611	1.5547	1.9740	1.5426	1.9870	1.5304	2.0001
188	1.5805	1.9479	1.5685	1.9606	1.5565	1.9734	1.5444	1.9863	1.5323	1.9993
189	1.5821	1.9474	1.5702	1.9600	1.5583	1.9728	1.5463	1.9856	1.5342	1.9985
190	1.5837	1.9470	1.5719	1.9595	1.5600	1.9722	1.5481	1.9849	1.5361	1.9978
191	1.5853	1.9465	1.5736	1.9590	1.5618	1.9716	1.5499	1.9842	1.5379	1.9970
192	1.5869	1.9461	1.5752	1.9585	1.5635	1.9710	1.5517	1.9836	1.5398	1.9963
193	1.5885	1.9457	1.5768	1.9580	1.5652	1.9704	1.5534	1.9829	1.5416	1.9956
194	1.5900	1.9453	1.5785	1.9575	1.5668	1.9699	1.5551	1.9823	1.5434	1.9948
195	1.5915	1.9449	1.5801	1.9570	1.5685	1.9693	1.5569	1.9817	1.5452	1.9941
196	1.5931	1.9445	1.5816	1.9566	1.5701	1.9688	1.5586	1.9810	1.5470	1.9934
197	1.5946	1.9441	1.5832	1.9561	1.5718	1.9682	1.5603	1.9804	1.5487	1.9928
198	1.5961	1.9437	1.5848	1.9556	1.5734	1.9677	1.5620	1.9798	1.5505	1.9921
199	1.5975	1.9433	1.5863	1.9552	1.5750	1.9672	1.5636	1.9792	1.5522	1.9914
200	1.5990	1.9429	1.5878	1.9547	1.5766	1.9667	1.5653	1.9787	1.5539	1.9908

Titik Persentase Distribusi F

Probabilita = 0.05



Titik Persentase Distribusi F untuk Probabilita = 0,05

df untuk penyebut (N2)	df untuk pembilang (N1)														
	1	2	3	4	5	6	7	8	9	10	11	12	13	14	15
1	161	199	216	225	230	234	237	239	241	242	243	244	245	245	246
2	18.51	19.00	19.16	19.25	19.30	19.33	19.35	19.37	19.38	19.40	19.40	19.41	19.42	19.42	19.43
3	10.13	9.55	9.28	9.12	9.01	8.94	8.89	8.85	8.81	8.79	8.76	8.74	8.73	8.71	8.70
4	7.71	6.94	6.59	6.39	6.26	6.16	6.09	6.04	6.00	5.96	5.94	5.91	5.89	5.87	5.86
5	6.61	5.79	5.41	5.19	5.05	4.95	4.88	4.82	4.77	4.74	4.70	4.68	4.66	4.64	4.62
6	5.99	5.14	4.76	4.53	4.39	4.28	4.21	4.15	4.10	4.06	4.03	4.00	3.98	3.96	3.94
7	5.59	4.74	4.35	4.12	3.97	3.87	3.79	3.73	3.68	3.64	3.60	3.57	3.55	3.53	3.51
8	5.32	4.46	4.07	3.84	3.69	3.58	3.50	3.44	3.39	3.35	3.31	3.28	3.26	3.24	3.22
9	5.12	4.26	3.86	3.63	3.48	3.37	3.29	3.23	3.18	3.14	3.10	3.07	3.05	3.03	3.01
10	4.96	4.10	3.71	3.48	3.33	3.22	3.14	3.07	3.02	2.98	2.94	2.91	2.89	2.86	2.85
11	4.84	3.98	3.59	3.36	3.20	3.09	3.01	2.95	2.90	2.85	2.82	2.79	2.76	2.74	2.72
12	4.75	3.89	3.49	3.26	3.11	3.00	2.91	2.85	2.80	2.75	2.72	2.69	2.66	2.64	2.62
13	4.67	3.81	3.41	3.18	3.03	2.92	2.83	2.77	2.71	2.67	2.63	2.60	2.58	2.55	2.53
14	4.60	3.74	3.34	3.11	2.96	2.85	2.76	2.70	2.65	2.60	2.57	2.53	2.51	2.48	2.46
15	4.54	3.68	3.29	3.06	2.90	2.79	2.71	2.64	2.59	2.54	2.51	2.48	2.45	2.42	2.40
16	4.49	3.63	3.24	3.01	2.85	2.74	2.66	2.59	2.54	2.49	2.46	2.42	2.40	2.37	2.35
17	4.45	3.59	3.20	2.96	2.81	2.70	2.61	2.55	2.49	2.45	2.41	2.38	2.35	2.33	2.31
18	4.41	3.55	3.16	2.93	2.77	2.66	2.58	2.51	2.46	2.41	2.37	2.34	2.31	2.29	2.27
19	4.38	3.52	3.13	2.90	2.74	2.63	2.54	2.48	2.42	2.38	2.34	2.31	2.28	2.26	2.23
20	4.35	3.49	3.10	2.87	2.71	2.60	2.51	2.45	2.39	2.35	2.31	2.28	2.25	2.22	2.20
21	4.32	3.47	3.07	2.84	2.68	2.57	2.49	2.42	2.37	2.32	2.28	2.25	2.22	2.20	2.18
22	4.30	3.44	3.05	2.82	2.66	2.55	2.46	2.40	2.34	2.30	2.26	2.23	2.20	2.17	2.15
23	4.28	3.42	3.03	2.80	2.64	2.53	2.44	2.37	2.32	2.27	2.24	2.20	2.18	2.15	2.13
24	4.26	3.40	3.01	2.78	2.62	2.51	2.42	2.36	2.30	2.25	2.22	2.18	2.15	2.13	2.11
25	4.24	3.39	2.99	2.76	2.60	2.49	2.40	2.34	2.28	2.24	2.20	2.16	2.14	2.11	2.09
26	4.23	3.37	2.98	2.74	2.59	2.47	2.39	2.32	2.27	2.22	2.18	2.15	2.12	2.09	2.07
27	4.21	3.35	2.96	2.73	2.57	2.46	2.37	2.31	2.25	2.20	2.17	2.13	2.10	2.08	2.06
28	4.20	3.34	2.95	2.71	2.56	2.45	2.36	2.29	2.24	2.19	2.15	2.12	2.09	2.06	2.04
29	4.18	3.33	2.93	2.70	2.55	2.43	2.35	2.28	2.22	2.18	2.14	2.10	2.08	2.05	2.03
30	4.17	3.32	2.92	2.69	2.53	2.42	2.33	2.27	2.21	2.16	2.13	2.09	2.06	2.04	2.01
31	4.16	3.30	2.91	2.68	2.52	2.41	2.32	2.25	2.20	2.15	2.11	2.08	2.05	2.03	2.00
32	4.15	3.29	2.90	2.67	2.51	2.40	2.31	2.24	2.19	2.14	2.10	2.07	2.04	2.01	1.99
33	4.14	3.28	2.89	2.66	2.50	2.39	2.30	2.23	2.18	2.13	2.09	2.06	2.03	2.00	1.98
34	4.13	3.28	2.88	2.65	2.49	2.38	2.29	2.23	2.17	2.12	2.08	2.05	2.02	1.99	1.97
35	4.12	3.27	2.87	2.64	2.49	2.37	2.29	2.22	2.16	2.11	2.07	2.04	2.01	1.99	1.96
36	4.11	3.26	2.87	2.63	2.48	2.36	2.28	2.21	2.15	2.11	2.07	2.03	2.00	1.98	1.95
37	4.11	3.25	2.86	2.63	2.47	2.36	2.27	2.20	2.14	2.10	2.06	2.02	2.00	1.97	1.95
38	4.10	3.24	2.85	2.62	2.46	2.35	2.26	2.19	2.14	2.09	2.05	2.02	1.99	1.96	1.94
39	4.09	3.24	2.85	2.61	2.46	2.34	2.26	2.19	2.13	2.08	2.04	2.01	1.98	1.95	1.93
40	4.08	3.23	2.84	2.61	2.45	2.34	2.25	2.18	2.12	2.08	2.04	2.00	1.97	1.95	1.92
41	4.08	3.23	2.83	2.60	2.44	2.33	2.24	2.17	2.12	2.07	2.03	2.00	1.97	1.94	1.92
42	4.07	3.22	2.83	2.59	2.44	2.32	2.24	2.17	2.11	2.06	2.03	1.99	1.96	1.94	1.91
43	4.07	3.21	2.82	2.59	2.43	2.32	2.23	2.16	2.11	2.06	2.02	1.99	1.96	1.93	1.91
44	4.06	3.21	2.82	2.58	2.43	2.31	2.23	2.16	2.10	2.05	2.01	1.98	1.95	1.92	1.90
45	4.06	3.20	2.81	2.58	2.42	2.31	2.22	2.15	2.10	2.05	2.01	1.97	1.94	1.92	1.89

Titik Persentase Distribusi F untuk Probabilita = 0,05

df untuk penyebut (N2)	df untuk pembilang (N1)														
	1	2	3	4	5	6	7	8	9	10	11	12	13	14	15
46	4.05	3.20	2.81	2.57	2.42	2.30	2.22	2.15	2.09	2.04	2.00	1.97	1.94	1.91	1.89
47	4.05	3.20	2.80	2.57	2.41	2.30	2.21	2.14	2.09	2.04	2.00	1.96	1.93	1.91	1.88
48	4.04	3.19	2.80	2.57	2.41	2.29	2.21	2.14	2.08	2.03	1.99	1.96	1.93	1.90	1.88
49	4.04	3.19	2.79	2.56	2.40	2.29	2.20	2.13	2.08	2.03	1.99	1.96	1.93	1.90	1.88
50	4.03	3.18	2.79	2.56	2.40	2.29	2.20	2.13	2.07	2.03	1.99	1.95	1.92	1.89	1.87
51	4.03	3.18	2.79	2.55	2.40	2.28	2.20	2.13	2.07	2.02	1.98	1.95	1.92	1.89	1.87
52	4.03	3.18	2.78	2.55	2.39	2.28	2.19	2.12	2.07	2.02	1.98	1.94	1.91	1.89	1.86
53	4.02	3.17	2.78	2.55	2.39	2.28	2.19	2.12	2.06	2.01	1.97	1.94	1.91	1.88	1.86
54	4.02	3.17	2.78	2.54	2.39	2.27	2.18	2.12	2.06	2.01	1.97	1.94	1.91	1.88	1.86
55	4.02	3.16	2.77	2.54	2.38	2.27	2.18	2.11	2.06	2.01	1.97	1.93	1.90	1.88	1.85
56	4.01	3.16	2.77	2.54	2.38	2.27	2.18	2.11	2.05	2.00	1.96	1.93	1.90	1.87	1.85
57	4.01	3.16	2.77	2.53	2.38	2.26	2.18	2.11	2.05	2.00	1.96	1.93	1.90	1.87	1.85
58	4.01	3.16	2.76	2.53	2.37	2.26	2.17	2.10	2.05	2.00	1.96	1.92	1.89	1.87	1.84
59	4.00	3.15	2.76	2.53	2.37	2.26	2.17	2.10	2.04	2.00	1.96	1.92	1.89	1.86	1.84
60	4.00	3.15	2.76	2.53	2.37	2.25	2.17	2.10	2.04	1.99	1.95	1.92	1.89	1.86	1.84
61	4.00	3.15	2.76	2.52	2.37	2.25	2.16	2.09	2.04	1.99	1.95	1.91	1.88	1.86	1.83
62	4.00	3.15	2.75	2.52	2.36	2.25	2.16	2.09	2.03	1.99	1.95	1.91	1.88	1.85	1.83
63	3.99	3.14	2.75	2.52	2.36	2.25	2.16	2.09	2.03	1.98	1.94	1.91	1.88	1.85	1.83
64	3.99	3.14	2.75	2.52	2.36	2.24	2.16	2.09	2.03	1.98	1.94	1.91	1.88	1.85	1.83
65	3.99	3.14	2.75	2.51	2.36	2.24	2.15	2.08	2.03	1.98	1.94	1.90	1.87	1.85	1.82
66	3.99	3.14	2.74	2.51	2.35	2.24	2.15	2.08	2.03	1.98	1.94	1.90	1.87	1.84	1.82
67	3.98	3.13	2.74	2.51	2.35	2.24	2.15	2.08	2.02	1.98	1.93	1.90	1.87	1.84	1.82
68	3.98	3.13	2.74	2.51	2.35	2.24	2.15	2.08	2.02	1.97	1.93	1.90	1.87	1.84	1.82
69	3.98	3.13	2.74	2.50	2.35	2.23	2.15	2.08	2.02	1.97	1.93	1.90	1.86	1.84	1.81
70	3.98	3.13	2.74	2.50	2.35	2.23	2.14	2.07	2.02	1.97	1.93	1.89	1.86	1.84	1.81
71	3.98	3.13	2.73	2.50	2.34	2.23	2.14	2.07	2.01	1.97	1.93	1.89	1.86	1.83	1.81
72	3.97	3.12	2.73	2.50	2.34	2.23	2.14	2.07	2.01	1.96	1.92	1.89	1.86	1.83	1.81
73	3.97	3.12	2.73	2.50	2.34	2.23	2.14	2.07	2.01	1.96	1.92	1.89	1.86	1.83	1.81
74	3.97	3.12	2.73	2.50	2.34	2.22	2.14	2.07	2.01	1.96	1.92	1.89	1.85	1.83	1.80
75	3.97	3.12	2.73	2.49	2.34	2.22	2.13	2.06	2.01	1.96	1.92	1.88	1.85	1.83	1.80
76	3.97	3.12	2.72	2.49	2.33	2.22	2.13	2.06	2.01	1.96	1.92	1.88	1.85	1.82	1.80
77	3.97	3.12	2.72	2.49	2.33	2.22	2.13	2.06	2.00	1.96	1.92	1.88	1.85	1.82	1.80
78	3.96	3.11	2.72	2.49	2.33	2.22	2.13	2.06	2.00	1.95	1.91	1.88	1.85	1.82	1.80
79	3.96	3.11	2.72	2.49	2.33	2.22	2.13	2.06	2.00	1.95	1.91	1.88	1.85	1.82	1.79
80	3.96	3.11	2.72	2.49	2.33	2.21	2.13	2.06	2.00	1.95	1.91	1.88	1.84	1.82	1.79
81	3.96	3.11	2.72	2.48	2.33	2.21	2.12	2.05	2.00	1.95	1.91	1.87	1.84	1.82	1.79
82	3.96	3.11	2.72	2.48	2.33	2.21	2.12	2.05	2.00	1.95	1.91	1.87	1.84	1.81	1.79
83	3.96	3.11	2.71	2.48	2.32	2.21	2.12	2.05	1.99	1.95	1.91	1.87	1.84	1.81	1.79
84	3.95	3.11	2.71	2.48	2.32	2.21	2.12	2.05	1.99	1.95	1.90	1.87	1.84	1.81	1.79
85	3.95	3.10	2.71	2.48	2.32	2.21	2.12	2.05	1.99	1.94	1.90	1.87	1.84	1.81	1.79
86	3.95	3.10	2.71	2.48	2.32	2.21	2.12	2.05	1.99	1.94	1.90	1.87	1.84	1.81	1.78
87	3.95	3.10	2.71	2.48	2.32	2.20	2.12	2.05	1.99	1.94	1.90	1.87	1.83	1.81	1.78
88	3.95	3.10	2.71	2.48	2.32	2.20	2.12	2.05	1.99	1.94	1.90	1.86	1.83	1.81	1.78
89	3.95	3.10	2.71	2.47	2.32	2.20	2.11	2.04	1.99	1.94	1.90	1.86	1.83	1.80	1.78
90	3.95	3.10	2.71	2.47	2.32	2.20	2.11	2.04	1.99	1.94	1.90	1.86	1.83	1.80	1.78

Titik Persentase Distribusi F untuk Probabilita = 0,05

df untuk penyebut (N2)	df untuk pembilang (N1)														
	1	2	3	4	5	6	7	8	9	10	11	12	13	14	15
91	3.95	3.10	2.70	2.47	2.31	2.20	2.11	2.04	1.98	1.94	1.90	1.86	1.83	1.80	1.78
92	3.94	3.10	2.70	2.47	2.31	2.20	2.11	2.04	1.98	1.94	1.89	1.86	1.83	1.80	1.78
93	3.94	3.09	2.70	2.47	2.31	2.20	2.11	2.04	1.98	1.93	1.89	1.86	1.83	1.80	1.78
94	3.94	3.09	2.70	2.47	2.31	2.20	2.11	2.04	1.98	1.93	1.89	1.86	1.83	1.80	1.77
95	3.94	3.09	2.70	2.47	2.31	2.20	2.11	2.04	1.98	1.93	1.89	1.86	1.82	1.80	1.77
96	3.94	3.09	2.70	2.47	2.31	2.19	2.11	2.04	1.98	1.93	1.89	1.85	1.82	1.80	1.77
97	3.94	3.09	2.70	2.47	2.31	2.19	2.11	2.04	1.98	1.93	1.89	1.85	1.82	1.80	1.77
98	3.94	3.09	2.70	2.46	2.31	2.19	2.10	2.03	1.98	1.93	1.89	1.85	1.82	1.79	1.77
99	3.94	3.09	2.70	2.46	2.31	2.19	2.10	2.03	1.98	1.93	1.89	1.85	1.82	1.79	1.77
100	3.94	3.09	2.70	2.46	2.31	2.19	2.10	2.03	1.97	1.93	1.89	1.85	1.82	1.79	1.77
101	3.94	3.09	2.69	2.46	2.30	2.19	2.10	2.03	1.97	1.93	1.88	1.85	1.82	1.79	1.77
102	3.93	3.09	2.69	2.46	2.30	2.19	2.10	2.03	1.97	1.92	1.88	1.85	1.82	1.79	1.77
103	3.93	3.08	2.69	2.46	2.30	2.19	2.10	2.03	1.97	1.92	1.88	1.85	1.82	1.79	1.76
104	3.93	3.08	2.69	2.46	2.30	2.19	2.10	2.03	1.97	1.92	1.88	1.85	1.82	1.79	1.76
105	3.93	3.08	2.69	2.46	2.30	2.19	2.10	2.03	1.97	1.92	1.88	1.85	1.81	1.79	1.76
106	3.93	3.08	2.69	2.46	2.30	2.19	2.10	2.03	1.97	1.92	1.88	1.84	1.81	1.79	1.76
107	3.93	3.08	2.69	2.46	2.30	2.18	2.10	2.03	1.97	1.92	1.88	1.84	1.81	1.79	1.76
108	3.93	3.08	2.69	2.46	2.30	2.18	2.10	2.03	1.97	1.92	1.88	1.84	1.81	1.78	1.76
109	3.93	3.08	2.69	2.45	2.30	2.18	2.09	2.02	1.97	1.92	1.88	1.84	1.81	1.78	1.76
110	3.93	3.08	2.69	2.45	2.30	2.18	2.09	2.02	1.97	1.92	1.88	1.84	1.81	1.78	1.76
111	3.93	3.08	2.69	2.45	2.30	2.18	2.09	2.02	1.97	1.92	1.88	1.84	1.81	1.78	1.76
112	3.93	3.08	2.69	2.45	2.30	2.18	2.09	2.02	1.96	1.92	1.88	1.84	1.81	1.78	1.76
113	3.93	3.08	2.68	2.45	2.29	2.18	2.09	2.02	1.96	1.92	1.87	1.84	1.81	1.78	1.76
114	3.92	3.08	2.68	2.45	2.29	2.18	2.09	2.02	1.96	1.91	1.87	1.84	1.81	1.78	1.75
115	3.92	3.08	2.68	2.45	2.29	2.18	2.09	2.02	1.96	1.91	1.87	1.84	1.81	1.78	1.75
116	3.92	3.07	2.68	2.45	2.29	2.18	2.09	2.02	1.96	1.91	1.87	1.84	1.81	1.78	1.75
117	3.92	3.07	2.68	2.45	2.29	2.18	2.09	2.02	1.96	1.91	1.87	1.84	1.80	1.78	1.75
118	3.92	3.07	2.68	2.45	2.29	2.18	2.09	2.02	1.96	1.91	1.87	1.84	1.80	1.78	1.75
119	3.92	3.07	2.68	2.45	2.29	2.18	2.09	2.02	1.96	1.91	1.87	1.83	1.80	1.78	1.75
120	3.92	3.07	2.68	2.45	2.29	2.18	2.09	2.02	1.96	1.91	1.87	1.83	1.80	1.78	1.75
121	3.92	3.07	2.68	2.45	2.29	2.17	2.09	2.02	1.96	1.91	1.87	1.83	1.80	1.77	1.75
122	3.92	3.07	2.68	2.45	2.29	2.17	2.09	2.02	1.96	1.91	1.87	1.83	1.80	1.77	1.75
123	3.92	3.07	2.68	2.45	2.29	2.17	2.08	2.01	1.96	1.91	1.87	1.83	1.80	1.77	1.75
124	3.92	3.07	2.68	2.44	2.29	2.17	2.08	2.01	1.96	1.91	1.87	1.83	1.80	1.77	1.75
125	3.92	3.07	2.68	2.44	2.29	2.17	2.08	2.01	1.96	1.91	1.87	1.83	1.80	1.77	1.75
126	3.92	3.07	2.68	2.44	2.29	2.17	2.08	2.01	1.95	1.91	1.87	1.83	1.80	1.77	1.75
127	3.92	3.07	2.68	2.44	2.29	2.17	2.08	2.01	1.95	1.91	1.86	1.83	1.80	1.77	1.75
128	3.92	3.07	2.68	2.44	2.29	2.17	2.08	2.01	1.95	1.91	1.86	1.83	1.80	1.77	1.75
129	3.91	3.07	2.67	2.44	2.28	2.17	2.08	2.01	1.95	1.90	1.86	1.83	1.80	1.77	1.74
130	3.91	3.07	2.67	2.44	2.28	2.17	2.08	2.01	1.95	1.90	1.86	1.83	1.80	1.77	1.74
131	3.91	3.07	2.67	2.44	2.28	2.17	2.08	2.01	1.95	1.90	1.86	1.83	1.80	1.77	1.74
132	3.91	3.06	2.67	2.44	2.28	2.17	2.08	2.01	1.95	1.90	1.86	1.83	1.79	1.77	1.74
133	3.91	3.06	2.67	2.44	2.28	2.17	2.08	2.01	1.95	1.90	1.86	1.83	1.79	1.77	1.74
134	3.91	3.06	2.67	2.44	2.28	2.17	2.08	2.01	1.95	1.90	1.86	1.83	1.79	1.77	1.74
135	3.91	3.06	2.67	2.44	2.28	2.17	2.08	2.01	1.95	1.90	1.86	1.82	1.79	1.77	1.74

Titik Persentase Distribusi F untuk Probabilita = 0,05

df untuk penyebut (N2)	df untuk pembilang (N1)														
	1	2	3	4	5	6	7	8	9	10	11	12	13	14	15
136	3.91	3.06	2.67	2.44	2.28	2.17	2.08	2.01	1.95	1.90	1.86	1.82	1.79	1.77	1.74
137	3.91	3.06	2.67	2.44	2.28	2.17	2.08	2.01	1.95	1.90	1.86	1.82	1.79	1.76	1.74
138	3.91	3.06	2.67	2.44	2.28	2.16	2.08	2.01	1.95	1.90	1.86	1.82	1.79	1.76	1.74
139	3.91	3.06	2.67	2.44	2.28	2.16	2.08	2.01	1.95	1.90	1.86	1.82	1.79	1.76	1.74
140	3.91	3.06	2.67	2.44	2.28	2.16	2.08	2.01	1.95	1.90	1.86	1.82	1.79	1.76	1.74
141	3.91	3.06	2.67	2.44	2.28	2.16	2.08	2.00	1.95	1.90	1.86	1.82	1.79	1.76	1.74
142	3.91	3.06	2.67	2.44	2.28	2.16	2.07	2.00	1.95	1.90	1.86	1.82	1.79	1.76	1.74
143	3.91	3.06	2.67	2.43	2.28	2.16	2.07	2.00	1.95	1.90	1.86	1.82	1.79	1.76	1.74
144	3.91	3.06	2.67	2.43	2.28	2.16	2.07	2.00	1.95	1.90	1.86	1.82	1.79	1.76	1.74
145	3.91	3.06	2.67	2.43	2.28	2.16	2.07	2.00	1.94	1.90	1.86	1.82	1.79	1.76	1.74
146	3.91	3.06	2.67	2.43	2.28	2.16	2.07	2.00	1.94	1.90	1.85	1.82	1.79	1.76	1.74
147	3.91	3.06	2.67	2.43	2.28	2.16	2.07	2.00	1.94	1.90	1.85	1.82	1.79	1.76	1.73
148	3.91	3.06	2.67	2.43	2.28	2.16	2.07	2.00	1.94	1.90	1.85	1.82	1.79	1.76	1.73
149	3.90	3.06	2.67	2.43	2.27	2.16	2.07	2.00	1.94	1.89	1.85	1.82	1.79	1.76	1.73
150	3.90	3.06	2.66	2.43	2.27	2.16	2.07	2.00	1.94	1.89	1.85	1.82	1.79	1.76	1.73
151	3.90	3.06	2.66	2.43	2.27	2.16	2.07	2.00	1.94	1.89	1.85	1.82	1.79	1.76	1.73
152	3.90	3.06	2.66	2.43	2.27	2.16	2.07	2.00	1.94	1.89	1.85	1.82	1.79	1.76	1.73
153	3.90	3.06	2.66	2.43	2.27	2.16	2.07	2.00	1.94	1.89	1.85	1.82	1.78	1.76	1.73
154	3.90	3.05	2.66	2.43	2.27	2.16	2.07	2.00	1.94	1.89	1.85	1.82	1.78	1.76	1.73
155	3.90	3.05	2.66	2.43	2.27	2.16	2.07	2.00	1.94	1.89	1.85	1.82	1.78	1.76	1.73
156	3.90	3.05	2.66	2.43	2.27	2.16	2.07	2.00	1.94	1.89	1.85	1.81	1.78	1.76	1.73
157	3.90	3.05	2.66	2.43	2.27	2.16	2.07	2.00	1.94	1.89	1.85	1.81	1.78	1.76	1.73
158	3.90	3.05	2.66	2.43	2.27	2.16	2.07	2.00	1.94	1.89	1.85	1.81	1.78	1.75	1.73
159	3.90	3.05	2.66	2.43	2.27	2.16	2.07	2.00	1.94	1.89	1.85	1.81	1.78	1.75	1.73
160	3.90	3.05	2.66	2.43	2.27	2.16	2.07	2.00	1.94	1.89	1.85	1.81	1.78	1.75	1.73
161	3.90	3.05	2.66	2.43	2.27	2.16	2.07	2.00	1.94	1.89	1.85	1.81	1.78	1.75	1.73
162	3.90	3.05	2.66	2.43	2.27	2.15	2.07	2.00	1.94	1.89	1.85	1.81	1.78	1.75	1.73
163	3.90	3.05	2.66	2.43	2.27	2.15	2.07	2.00	1.94	1.89	1.85	1.81	1.78	1.75	1.73
164	3.90	3.05	2.66	2.43	2.27	2.15	2.07	2.00	1.94	1.89	1.85	1.81	1.78	1.75	1.73
165	3.90	3.05	2.66	2.43	2.27	2.15	2.07	1.99	1.94	1.89	1.85	1.81	1.78	1.75	1.73
166	3.90	3.05	2.66	2.43	2.27	2.15	2.07	1.99	1.94	1.89	1.85	1.81	1.78	1.75	1.73
167	3.90	3.05	2.66	2.43	2.27	2.15	2.06	1.99	1.94	1.89	1.85	1.81	1.78	1.75	1.73
168	3.90	3.05	2.66	2.43	2.27	2.15	2.06	1.99	1.94	1.89	1.85	1.81	1.78	1.75	1.73
169	3.90	3.05	2.66	2.43	2.27	2.15	2.06	1.99	1.94	1.89	1.85	1.81	1.78	1.75	1.73
170	3.90	3.05	2.66	2.42	2.27	2.15	2.06	1.99	1.94	1.89	1.85	1.81	1.78	1.75	1.73
171	3.90	3.05	2.66	2.42	2.27	2.15	2.06	1.99	1.93	1.89	1.85	1.81	1.78	1.75	1.73
172	3.90	3.05	2.66	2.42	2.27	2.15	2.06	1.99	1.93	1.89	1.84	1.81	1.78	1.75	1.72
173	3.90	3.05	2.66	2.42	2.27	2.15	2.06	1.99	1.93	1.89	1.84	1.81	1.78	1.75	1.72
174	3.90	3.05	2.66	2.42	2.27	2.15	2.06	1.99	1.93	1.89	1.84	1.81	1.78	1.75	1.72
175	3.90	3.05	2.66	2.42	2.27	2.15	2.06	1.99	1.93	1.89	1.84	1.81	1.78	1.75	1.72
176	3.89	3.05	2.66	2.42	2.27	2.15	2.06	1.99	1.93	1.88	1.84	1.81	1.78	1.75	1.72
177	3.89	3.05	2.66	2.42	2.27	2.15	2.06	1.99	1.93	1.88	1.84	1.81	1.78	1.75	1.72
178	3.89	3.05	2.66	2.42	2.26	2.15	2.06	1.99	1.93	1.88	1.84	1.81	1.78	1.75	1.72
179	3.89	3.05	2.66	2.42	2.26	2.15	2.06	1.99	1.93	1.88	1.84	1.81	1.78	1.75	1.72
180	3.89	3.05	2.65	2.42	2.26	2.15	2.06	1.99	1.93	1.88	1.84	1.81	1.77	1.75	1.72

Titik Persentase Distribusi F untuk Probabilita = 0,05

df untuk penyebut (N2)	df untuk pembilang (N1)														
	1	2	3	4	5	6	7	8	9	10	11	12	13	14	15
181	3.89	3.05	2.65	2.42	2.26	2.15	2.06	1.99	1.93	1.88	1.84	1.81	1.77	1.75	1.72
182	3.89	3.05	2.65	2.42	2.26	2.15	2.06	1.99	1.93	1.88	1.84	1.81	1.77	1.75	1.72
183	3.89	3.05	2.65	2.42	2.26	2.15	2.06	1.99	1.93	1.88	1.84	1.81	1.77	1.75	1.72
184	3.89	3.05	2.65	2.42	2.26	2.15	2.06	1.99	1.93	1.88	1.84	1.81	1.77	1.75	1.72
185	3.89	3.04	2.65	2.42	2.26	2.15	2.06	1.99	1.93	1.88	1.84	1.80	1.77	1.75	1.72
186	3.89	3.04	2.65	2.42	2.26	2.15	2.06	1.99	1.93	1.88	1.84	1.80	1.77	1.75	1.72
187	3.89	3.04	2.65	2.42	2.26	2.15	2.06	1.99	1.93	1.88	1.84	1.80	1.77	1.74	1.72
188	3.89	3.04	2.65	2.42	2.26	2.15	2.06	1.99	1.93	1.88	1.84	1.80	1.77	1.74	1.72
189	3.89	3.04	2.65	2.42	2.26	2.15	2.06	1.99	1.93	1.88	1.84	1.80	1.77	1.74	1.72
190	3.89	3.04	2.65	2.42	2.26	2.15	2.06	1.99	1.93	1.88	1.84	1.80	1.77	1.74	1.72
191	3.89	3.04	2.65	2.42	2.26	2.15	2.06	1.99	1.93	1.88	1.84	1.80	1.77	1.74	1.72
192	3.89	3.04	2.65	2.42	2.26	2.15	2.06	1.99	1.93	1.88	1.84	1.80	1.77	1.74	1.72
193	3.89	3.04	2.65	2.42	2.26	2.15	2.06	1.99	1.93	1.88	1.84	1.80	1.77	1.74	1.72
194	3.89	3.04	2.65	2.42	2.26	2.15	2.06	1.99	1.93	1.88	1.84	1.80	1.77	1.74	1.72
195	3.89	3.04	2.65	2.42	2.26	2.15	2.06	1.99	1.93	1.88	1.84	1.80	1.77	1.74	1.72
196	3.89	3.04	2.65	2.42	2.26	2.15	2.06	1.99	1.93	1.88	1.84	1.80	1.77	1.74	1.72
197	3.89	3.04	2.65	2.42	2.26	2.14	2.06	1.99	1.93	1.88	1.84	1.80	1.77	1.74	1.72
198	3.89	3.04	2.65	2.42	2.26	2.14	2.06	1.99	1.93	1.88	1.84	1.80	1.77	1.74	1.72
199	3.89	3.04	2.65	2.42	2.26	2.14	2.06	1.99	1.93	1.88	1.84	1.80	1.77	1.74	1.72
200	3.89	3.04	2.65	2.42	2.26	2.14	2.06	1.98	1.93	1.88	1.84	1.80	1.77	1.74	1.72
201	3.89	3.04	2.65	2.42	2.26	2.14	2.06	1.98	1.93	1.88	1.84	1.80	1.77	1.74	1.72
202	3.89	3.04	2.65	2.42	2.26	2.14	2.06	1.98	1.93	1.88	1.84	1.80	1.77	1.74	1.72
203	3.89	3.04	2.65	2.42	2.26	2.14	2.05	1.98	1.93	1.88	1.84	1.80	1.77	1.74	1.72
204	3.89	3.04	2.65	2.42	2.26	2.14	2.05	1.98	1.93	1.88	1.84	1.80	1.77	1.74	1.72
205	3.89	3.04	2.65	2.42	2.26	2.14	2.05	1.98	1.93	1.88	1.84	1.80	1.77	1.74	1.72
206	3.89	3.04	2.65	2.42	2.26	2.14	2.05	1.98	1.93	1.88	1.84	1.80	1.77	1.74	1.72
207	3.89	3.04	2.65	2.42	2.26	2.14	2.05	1.98	1.93	1.88	1.84	1.80	1.77	1.74	1.71
208	3.89	3.04	2.65	2.42	2.26	2.14	2.05	1.98	1.93	1.88	1.83	1.80	1.77	1.74	1.71
209	3.89	3.04	2.65	2.41	2.26	2.14	2.05	1.98	1.92	1.88	1.83	1.80	1.77	1.74	1.71
210	3.89	3.04	2.65	2.41	2.26	2.14	2.05	1.98	1.92	1.88	1.83	1.80	1.77	1.74	1.71
211	3.89	3.04	2.65	2.41	2.26	2.14	2.05	1.98	1.92	1.88	1.83	1.80	1.77	1.74	1.71
212	3.89	3.04	2.65	2.41	2.26	2.14	2.05	1.98	1.92	1.88	1.83	1.80	1.77	1.74	1.71
213	3.89	3.04	2.65	2.41	2.26	2.14	2.05	1.98	1.92	1.88	1.83	1.80	1.77	1.74	1.71
214	3.89	3.04	2.65	2.41	2.26	2.14	2.05	1.98	1.92	1.88	1.83	1.80	1.77	1.74	1.71
215	3.89	3.04	2.65	2.41	2.26	2.14	2.05	1.98	1.92	1.87	1.83	1.80	1.77	1.74	1.71
216	3.88	3.04	2.65	2.41	2.26	2.14	2.05	1.98	1.92	1.87	1.83	1.80	1.77	1.74	1.71
217	3.88	3.04	2.65	2.41	2.26	2.14	2.05	1.98	1.92	1.87	1.83	1.80	1.77	1.74	1.71
218	3.88	3.04	2.65	2.41	2.26	2.14	2.05	1.98	1.92	1.87	1.83	1.80	1.77	1.74	1.71
219	3.88	3.04	2.65	2.41	2.26	2.14	2.05	1.98	1.92	1.87	1.83	1.80	1.77	1.74	1.71
220	3.88	3.04	2.65	2.41	2.26	2.14	2.05	1.98	1.92	1.87	1.83	1.80	1.76	1.74	1.71
221	3.88	3.04	2.65	2.41	2.25	2.14	2.05	1.98	1.92	1.87	1.83	1.80	1.76	1.74	1.71
222	3.88	3.04	2.65	2.41	2.25	2.14	2.05	1.98	1.92	1.87	1.83	1.80	1.76	1.74	1.71
223	3.88	3.04	2.65	2.41	2.25	2.14	2.05	1.98	1.92	1.87	1.83	1.80	1.76	1.74	1.71
224	3.88	3.04	2.64	2.41	2.25	2.14	2.05	1.98	1.92	1.87	1.83	1.80	1.76	1.74	1.71
225	3.88	3.04	2.64	2.41	2.25	2.14	2.05	1.98	1.92	1.87	1.83	1.80	1.76	1.74	1.71

Tabel r (Koefisien Korelasi Sederhana)

$$df = 1 - 200$$



Diproduksi oleh: Junaidi
<http://junaidichaniago.wordpress.com>

Tabel r untuk df = 1 - 50

df = (N-2)	Tingkat signifikansi untuk uji satu arah				
	0.05	0.025	0.01	0.005	0.0005
	Tingkat signifikansi untuk uji dua arah				
	0.1	0.05	0.02	0.01	0.001
1	0.9877	0.9969	0.9995	0.9999	1.0000
2	0.9000	0.9500	0.9800	0.9900	0.9990
3	0.8054	0.8783	0.9343	0.9587	0.9911
4	0.7293	0.8114	0.8822	0.9172	0.9741
5	0.6694	0.7545	0.8329	0.8745	0.9509
6	0.6215	0.7067	0.7887	0.8343	0.9249
7	0.5822	0.6664	0.7498	0.7977	0.8983
8	0.5494	0.6319	0.7155	0.7646	0.8721
9	0.5214	0.6021	0.6851	0.7348	0.8470
10	0.4973	0.5760	0.6581	0.7079	0.8233
11	0.4762	0.5529	0.6339	0.6835	0.8010
12	0.4575	0.5324	0.6120	0.6614	0.7800
13	0.4409	0.5140	0.5923	0.6411	0.7604
14	0.4259	0.4973	0.5742	0.6226	0.7419
15	0.4124	0.4821	0.5577	0.6055	0.7247
16	0.4000	0.4683	0.5425	0.5897	0.7084
17	0.3887	0.4555	0.5285	0.5751	0.6932
18	0.3783	0.4438	0.5155	0.5614	0.6788
19	0.3687	0.4329	0.5034	0.5487	0.6652
20	0.3598	0.4227	0.4921	0.5368	0.6524
21	0.3515	0.4132	0.4815	0.5256	0.6402
22	0.3438	0.4044	0.4716	0.5151	0.6287
23	0.3365	0.3961	0.4622	0.5052	0.6178
24	0.3297	0.3882	0.4534	0.4958	0.6074
25	0.3233	0.3809	0.4451	0.4869	0.5974
26	0.3172	0.3739	0.4372	0.4785	0.5880
27	0.3115	0.3673	0.4297	0.4705	0.5790
28	0.3061	0.3610	0.4226	0.4629	0.5703
29	0.3009	0.3550	0.4158	0.4556	0.5620
30	0.2960	0.3494	0.4093	0.4487	0.5541
31	0.2913	0.3440	0.4032	0.4421	0.5465
32	0.2869	0.3388	0.3972	0.4357	0.5392
33	0.2826	0.3338	0.3916	0.4296	0.5322
34	0.2785	0.3291	0.3862	0.4238	0.5254
35	0.2746	0.3246	0.3810	0.4182	0.5189
36	0.2709	0.3202	0.3760	0.4128	0.5126
37	0.2673	0.3160	0.3712	0.4076	0.5066
38	0.2638	0.3120	0.3665	0.4026	0.5007
39	0.2605	0.3081	0.3621	0.3978	0.4950
40	0.2573	0.3044	0.3578	0.3932	0.4896
41	0.2542	0.3008	0.3536	0.3887	0.4843
42	0.2512	0.2973	0.3496	0.3843	0.4791
43	0.2483	0.2940	0.3457	0.3801	0.4742
44	0.2455	0.2907	0.3420	0.3761	0.4694
45	0.2429	0.2876	0.3384	0.3721	0.4647
46	0.2403	0.2845	0.3348	0.3683	0.4601
47	0.2377	0.2816	0.3314	0.3646	0.4557
48	0.2353	0.2787	0.3281	0.3610	0.4514
49	0.2329	0.2759	0.3249	0.3575	0.4473
50	0.2306	0.2732	0.3218	0.3542	0.4432

Tabel r untuk df = 51 - 100

df = (N-2)	Tingkat signifikansi untuk uji satu arah				
	0.05	0.025	0.01	0.005	0.0005
	Tingkat signifikansi untuk uji dua arah				
	0.1	0.05	0.02	0.01	0.001
51	0.2284	0.2706	0.3188	0.3509	0.4393
52	0.2262	0.2681	0.3158	0.3477	0.4354
53	0.2241	0.2656	0.3129	0.3445	0.4317
54	0.2221	0.2632	0.3102	0.3415	0.4280
55	0.2201	0.2609	0.3074	0.3385	0.4244
56	0.2181	0.2586	0.3048	0.3357	0.4210
57	0.2162	0.2564	0.3022	0.3328	0.4176
58	0.2144	0.2542	0.2997	0.3301	0.4143
59	0.2126	0.2521	0.2972	0.3274	0.4110
60	0.2108	0.2500	0.2948	0.3248	0.4079
61	0.2091	0.2480	0.2925	0.3223	0.4048
62	0.2075	0.2461	0.2902	0.3198	0.4018
63	0.2058	0.2441	0.2880	0.3173	0.3988
64	0.2042	0.2423	0.2858	0.3150	0.3959
65	0.2027	0.2404	0.2837	0.3126	0.3931
66	0.2012	0.2387	0.2816	0.3104	0.3903
67	0.1997	0.2369	0.2796	0.3081	0.3876
68	0.1982	0.2352	0.2776	0.3060	0.3850
69	0.1968	0.2335	0.2756	0.3038	0.3823
70	0.1954	0.2319	0.2737	0.3017	0.3798
71	0.1940	0.2303	0.2718	0.2997	0.3773
72	0.1927	0.2287	0.2700	0.2977	0.3748
73	0.1914	0.2272	0.2682	0.2957	0.3724
74	0.1901	0.2257	0.2664	0.2938	0.3701
75	0.1888	0.2242	0.2647	0.2919	0.3678
76	0.1876	0.2227	0.2630	0.2900	0.3655
77	0.1864	0.2213	0.2613	0.2882	0.3633
78	0.1852	0.2199	0.2597	0.2864	0.3611
79	0.1841	0.2185	0.2581	0.2847	0.3589
80	0.1829	0.2172	0.2565	0.2830	0.3568
81	0.1818	0.2159	0.2550	0.2813	0.3547
82	0.1807	0.2146	0.2535	0.2796	0.3527
83	0.1796	0.2133	0.2520	0.2780	0.3507
84	0.1786	0.2120	0.2505	0.2764	0.3487
85	0.1775	0.2108	0.2491	0.2748	0.3468
86	0.1765	0.2096	0.2477	0.2732	0.3449
87	0.1755	0.2084	0.2463	0.2717	0.3430
88	0.1745	0.2072	0.2449	0.2702	0.3412
89	0.1735	0.2061	0.2435	0.2687	0.3393
90	0.1726	0.2050	0.2422	0.2673	0.3375
91	0.1716	0.2039	0.2409	0.2659	0.3358
92	0.1707	0.2028	0.2396	0.2645	0.3341
93	0.1698	0.2017	0.2384	0.2631	0.3323
94	0.1689	0.2006	0.2371	0.2617	0.3307
95	0.1680	0.1996	0.2359	0.2604	0.3290
96	0.1671	0.1986	0.2347	0.2591	0.3274
97	0.1663	0.1975	0.2335	0.2578	0.3258
98	0.1654	0.1966	0.2324	0.2565	0.3242
99	0.1646	0.1956	0.2312	0.2552	0.3226
100	0.1638	0.1946	0.2301	0.2540	0.3211

Tabel r untuk df = 101 - 150

df = (N-2)	Tingkat signifikansi untuk uji satu arah				
	0.05	0.025	0.01	0.005	0.0005
	Tingkat signifikansi untuk uji dua arah				
	0.1	0.05	0.02	0.01	0.001
101	0.1630	0.1937	0.2290	0.2528	0.3196
102	0.1622	0.1927	0.2279	0.2515	0.3181
103	0.1614	0.1918	0.2268	0.2504	0.3166
104	0.1606	0.1909	0.2257	0.2492	0.3152
105	0.1599	0.1900	0.2247	0.2480	0.3137
106	0.1591	0.1891	0.2236	0.2469	0.3123
107	0.1584	0.1882	0.2226	0.2458	0.3109
108	0.1576	0.1874	0.2216	0.2446	0.3095
109	0.1569	0.1865	0.2206	0.2436	0.3082
110	0.1562	0.1857	0.2196	0.2425	0.3068
111	0.1555	0.1848	0.2186	0.2414	0.3055
112	0.1548	0.1840	0.2177	0.2403	0.3042
113	0.1541	0.1832	0.2167	0.2393	0.3029
114	0.1535	0.1824	0.2158	0.2383	0.3016
115	0.1528	0.1816	0.2149	0.2373	0.3004
116	0.1522	0.1809	0.2139	0.2363	0.2991
117	0.1515	0.1801	0.2131	0.2353	0.2979
118	0.1509	0.1793	0.2122	0.2343	0.2967
119	0.1502	0.1786	0.2113	0.2333	0.2955
120	0.1496	0.1779	0.2104	0.2324	0.2943
121	0.1490	0.1771	0.2096	0.2315	0.2931
122	0.1484	0.1764	0.2087	0.2305	0.2920
123	0.1478	0.1757	0.2079	0.2296	0.2908
124	0.1472	0.1750	0.2071	0.2287	0.2897
125	0.1466	0.1743	0.2062	0.2278	0.2886
126	0.1460	0.1736	0.2054	0.2269	0.2875
127	0.1455	0.1729	0.2046	0.2260	0.2864
128	0.1449	0.1723	0.2039	0.2252	0.2853
129	0.1443	0.1716	0.2031	0.2243	0.2843
130	0.1438	0.1710	0.2023	0.2235	0.2832
131	0.1432	0.1703	0.2015	0.2226	0.2822
132	0.1427	0.1697	0.2008	0.2218	0.2811
133	0.1422	0.1690	0.2001	0.2210	0.2801
134	0.1416	0.1684	0.1993	0.2202	0.2791
135	0.1411	0.1678	0.1986	0.2194	0.2781
136	0.1406	0.1672	0.1979	0.2186	0.2771
137	0.1401	0.1666	0.1972	0.2178	0.2761
138	0.1396	0.1660	0.1965	0.2170	0.2752
139	0.1391	0.1654	0.1958	0.2163	0.2742
140	0.1386	0.1648	0.1951	0.2155	0.2733
141	0.1381	0.1642	0.1944	0.2148	0.2723
142	0.1376	0.1637	0.1937	0.2140	0.2714
143	0.1371	0.1631	0.1930	0.2133	0.2705
144	0.1367	0.1625	0.1924	0.2126	0.2696
145	0.1362	0.1620	0.1917	0.2118	0.2687
146	0.1357	0.1614	0.1911	0.2111	0.2678
147	0.1353	0.1609	0.1904	0.2104	0.2669
148	0.1348	0.1603	0.1898	0.2097	0.2660
149	0.1344	0.1598	0.1892	0.2090	0.2652
150	0.1339	0.1593	0.1886	0.2083	0.2643

Tabel r untuk df = 151 - 200

df = (N-2)	Tingkat signifikansi untuk uji satu arah				
	0.05	0.025	0.01	0.005	0.0005
	Tingkat signifikansi untuk uji dua arah				
	0.1	0.05	0.02	0.01	0.001
151	0.1335	0.1587	0.1879	0.2077	0.2635
152	0.1330	0.1582	0.1873	0.2070	0.2626
153	0.1326	0.1577	0.1867	0.2063	0.2618
154	0.1322	0.1572	0.1861	0.2057	0.2610
155	0.1318	0.1567	0.1855	0.2050	0.2602
156	0.1313	0.1562	0.1849	0.2044	0.2593
157	0.1309	0.1557	0.1844	0.2037	0.2585
158	0.1305	0.1552	0.1838	0.2031	0.2578
159	0.1301	0.1547	0.1832	0.2025	0.2570
160	0.1297	0.1543	0.1826	0.2019	0.2562
161	0.1293	0.1538	0.1821	0.2012	0.2554
162	0.1289	0.1533	0.1815	0.2006	0.2546
163	0.1285	0.1528	0.1810	0.2000	0.2539
164	0.1281	0.1524	0.1804	0.1994	0.2531
165	0.1277	0.1519	0.1799	0.1988	0.2524
166	0.1273	0.1515	0.1794	0.1982	0.2517
167	0.1270	0.1510	0.1788	0.1976	0.2509
168	0.1266	0.1506	0.1783	0.1971	0.2502
169	0.1262	0.1501	0.1778	0.1965	0.2495
170	0.1258	0.1497	0.1773	0.1959	0.2488
171	0.1255	0.1493	0.1768	0.1954	0.2481
172	0.1251	0.1488	0.1762	0.1948	0.2473
173	0.1247	0.1484	0.1757	0.1942	0.2467
174	0.1244	0.1480	0.1752	0.1937	0.2460
175	0.1240	0.1476	0.1747	0.1932	0.2453
176	0.1237	0.1471	0.1743	0.1926	0.2446
177	0.1233	0.1467	0.1738	0.1921	0.2439
178	0.1230	0.1463	0.1733	0.1915	0.2433
179	0.1226	0.1459	0.1728	0.1910	0.2426
180	0.1223	0.1455	0.1723	0.1905	0.2419
181	0.1220	0.1451	0.1719	0.1900	0.2413
182	0.1216	0.1447	0.1714	0.1895	0.2406
183	0.1213	0.1443	0.1709	0.1890	0.2400
184	0.1210	0.1439	0.1705	0.1884	0.2394
185	0.1207	0.1435	0.1700	0.1879	0.2387
186	0.1203	0.1432	0.1696	0.1874	0.2381
187	0.1200	0.1428	0.1691	0.1869	0.2375
188	0.1197	0.1424	0.1687	0.1865	0.2369
189	0.1194	0.1420	0.1682	0.1860	0.2363
190	0.1191	0.1417	0.1678	0.1855	0.2357
191	0.1188	0.1413	0.1674	0.1850	0.2351
192	0.1184	0.1409	0.1669	0.1845	0.2345
193	0.1181	0.1406	0.1665	0.1841	0.2339
194	0.1178	0.1402	0.1661	0.1836	0.2333
195	0.1175	0.1398	0.1657	0.1831	0.2327
196	0.1172	0.1395	0.1652	0.1827	0.2321
197	0.1169	0.1391	0.1648	0.1822	0.2315
198	0.1166	0.1388	0.1644	0.1818	0.2310
199	0.1164	0.1384	0.1640	0.1813	0.2304
200	0.1161	0.1381	0.1636	0.1809	0.2298

NO	JENIS KELAMIN	USIA	TIPE KENDARAAN
1	Laki - laki	20-30 Th	Mirage
2	Laki - laki	20-30 Th	Pajero Sport
3	Laki - laki	> 30Th	Pajero Sport
4	Laki - laki	20-30 Th	Mirage
5	Perempuan	> 30Th	Pajero Sport
6	Laki - laki	> 30Th	Pajero Sport
7	Laki - laki	20-30 Th	Mirage
8	Perempuan	> 30Th	Pajero Sport
9	Perempuan	> 30Th	Pajero Sport
10	Laki - laki	> 30Th	Pajero Sport
11	Laki - laki	20-30 Th	Pajero Sport
12	Perempuan	20-30 Th	Pajero Sport
13	Perempuan	20-30 Th	Mirage
14	Perempuan	> 30Th	Pajero Sport
15	Laki - laki	> 30Th	Pajero Sport
16	Laki - laki	20-30 Th	Pajero Sport
17	Laki - laki	20-30 Th	Xpander
18	Laki - laki	> 30Th	Pajero Sport
19	Perempuan	> 30Th	Pajero Sport
20	Laki - laki	> 30Th	Pajero Sport
21	Laki - laki	> 30Th	Pajero Sport
22	Laki - laki	> 30Th	Pajero Sport
23	Perempuan	20-30 Th	Pajero Sport
24	Laki - laki	> 30Th	Xpander
25	Laki - laki	> 30Th	Xpander
26	Laki - laki	20-30 Th	Xpander
27	Laki - laki	20-30 Th	Pajero Sport
28	Perempuan	> 30Th	Pajero Sport
29	Laki - laki	20-30 Th	Mirage
30	Perempuan	< 20 Th	Mirage
31	Laki - laki	> 30Th	Mirage
32	Laki - laki	20-30 Th	Pajero Sport
33	Perempuan	> 30Th	Pajero Sport
34	Laki - laki	> 30Th	Pajero Sport
35	Laki - laki	> 30Th	Xpander
36	Perempuan	> 30Th	Pajero Sport
37	Laki - laki	20-30 Th	Xpander
38	Laki - laki	> 30Th	Pajero Sport
39	Laki - laki	< 20 Th	Xpander
40	Laki - laki	> 30Th	Pajero Sport
41	Laki - laki	> 30Th	Xpander
42	Laki - laki	20-30 Th	Xpander
43	Laki - laki	> 30Th	Xpander
44	Laki - laki	20-30 Th	Xpander
45	Laki - laki	> 30Th	Triton
46	Laki - laki	> 30Th	Pajero Sport
47	Laki - laki	< 20 Th	Pajero Sport
48	Laki - laki	< 20 Th	Triton

NO	JENIS KELAMIN	USIA	TIPE KENDARAAN
49	Laki - laki	> 30Th	Pajero Sport
50	Laki - laki	> 30Th	Xpander
51	Perempuan	> 30Th	Xpander
52	Laki - laki	20-30 Th	Xpander
53	Perempuan	> 30Th	Pajero Sport
54	Laki - laki	> 30Th	Xpander
55	Perempuan	> 30Th	Pajero Sport
56	Laki - laki	20-30 Th	Xpander
57	Perempuan	> 30Th	Xpander
58	Laki - laki	20-30 Th	Xpander
59	Laki - laki	20-30 Th	Xpander
60	Laki - laki	> 30Th	Xpander
61	Perempuan	> 30Th	Xpander
62	Laki - laki	20-30 Th	Xpander
63	Laki - laki	> 30Th	Mirage
64	Laki - laki	> 30Th	Pajero Sport
65	Perempuan	< 20 Th	Xpander
66	Laki - laki	> 30Th	Pajero Sport
67	Perempuan	20-30 Th	Pajero Sport
68	Perempuan	> 30Th	Pajero Sport
69	Perempuan	20-30 Th	Xpander
70	Laki - laki	20-30 Th	Xpander
71	Laki - laki	> 30Th	Xpander
72	Laki - laki	< 20 Th	Pajero Sport
73	Perempuan	> 30Th	Pajero Sport
74	Laki - laki	> 30Th	Xpander
75	Laki - laki	20-30 Th	Pajero Sport
76	Perempuan	> 30Th	Pajero Sport
77	Laki - laki	< 20 Th	Mirage
78	Perempuan	20-30 Th	Xpander
79	Laki - laki	20-30 Th	Mirage
80	Perempuan	20-30 Th	Mirage
81	Perempuan	> 30Th	Pajero Sport
82	Perempuan	> 30Th	Mirage
83	Laki - laki	> 30Th	Pajero Sport
84	Perempuan	20-30 Th	Pajero Sport
85	Laki - laki	> 30Th	Pajero Sport
86	Laki - laki	> 30Th	Pajero Sport
87	Perempuan	< 20 Th	Mirage
88	Perempuan	> 30Th	Mirage
89	Perempuan	> 30Th	Mirage
90	Laki - laki	> 30Th	Pajero Sport
91	Laki - laki	20-30 Th	Pajero Sport
92	Perempuan	> 30Th	Pajero Sport
93	Laki - laki	20-30 Th	Pajero Sport
94	Laki - laki	> 30Th	Pajero Sport
95	Perempuan	> 30Th	Pajero Sport
96	Perempuan	> 30Th	Pajero Sport

TABULASI X1

NO	KUALITAS SERVICE										TOTAL
	1	2	3	4	5	6	7	8	9	10	
1	4	5	4	4	4	4	4	4	5	4	42
2	4	3	2	2	4	4	5	5	5	4	38
3	5	4	4	4	4	4	4	5	4	5	43
4	5	3	2	5	5	4	4	3	4	5	40
5	5	2	5	2	5	5	5	4	5	5	43
6	2	4	3	4	4	4	4	5	4	4	38
7	3	2	2	2	5	4	4	4	4	4	34
8	2	3	4	4	4	4	4	3	4	4	36
9	4	5	5	5	4	5	5	5	5	4	47
10	2	2	2	2	4	5	4	5	5	4	35
11	5	4	3	5	4	4	5	5	4	4	43
12	2	2	2	2	3	4	2	3	4	4	28
13	2	3	3	2	4	5	4	4	4	4	35
14	3	5	4	4	4	4	5	3	2	4	38
15	4	4	2	2	5	4	5	4	4	4	38
16	5	5	3	5	4	5	5	5	4	5	46
17	5	5	5	5	5	5	4	3	5	5	47
18	2	2	5	3	2	5	4	5	4	3	35
19	5	3	5	5	5	4	5	5	4	4	45
20	3	4	5	2	2	4	4	4	2	4	34
21	5	5	3	4	4	4	4	3	4	4	40
22	4	2	3	2	4	4	4	4	4	5	36
23	3	3	3	5	3	4	4	3	4	4	36
24	2	4	4	5	4	5	5	4	4	4	41
25	4	5	5	2	4	4	5	5	5	5	44
26	2	5	3	4	4	5	5	3	4	4	39
27	3	2	5	5	4	4	5	4	2	4	38
28	2	3	2	2	2	2	5	3	4	4	29
29	4	4	4	5	4	4	5	4	5	5	44
30	3	2	3	2	4	5	4	5	5	4	37
31	4	3	3	5	4	4	4	3	4	5	39
32	3	4	5	2	4	4	4	4	4	2	36
33	2	2	3	4	4	4	5	3	5	4	36
34	4	3	3	5	4	4	4	4	4	5	40
35	3	2	3	4	5	4	5	5	4	5	40
36	4	3	4	5	4	4	4	4	5	5	42
37	5	5	5	5	5	5	5	5	5	4	49
38	5	5	3	5	5	5	5	5	5	4	47
39	2	4	4	5	4	4	4	4	4	5	40
40	5	5	4	4	5	5	4	4	4	4	44
41	3	3	4	5	4	4	4	4	4	4	39
42	4	3	5	4	4	4	4	4	4	4	40
43	4	4	4	5	4	4	4	4	4	4	41
44	3	3	4	4	4	4	4	4	5	5	40
45	5	5	5	5	5	5	3	4	4	5	46
46	3	5	3	5	4	4	4	5	5	5	43

47	4	5	4	5	5	5	5	5	4	5	47
48	4	5	3	3	4	4	5	5	4	5	42
49	3	5	5	5	5	4	4	4	4	5	44
50	4	4	3	4	5	5	4	5	5	4	43
51	3	5	5	5	3	4	5	5	4	4	43
52	3	5	4	3	4	4	4	4	4	4	39
53	2	5	5	4	5	5	5	5	4	5	45
54	4	5	5	3	3	5	4	4	4	4	41
55	5	5	5	5	5	5	5	5	4	5	49
56	5	5	4	3	4	5	4	4	4	4	42
57	4	3	3	3	4	4	4	3	5	5	38
58	4	4	3	3	4	4	4	4	5	5	40
59	5	5	4	4	5	4	4	4	4	4	43
60	3	5	5	5	5	5	4	5	5	4	46
61	4	3	5	4	4	4	4	4	4	4	40
62	2	4	4	5	4	4	4	4	4	4	39
63	4	4	3	5	3	4	4	4	4	4	39
64	4	4	4	5	4	5	5	4	4	4	43
65	2	5	5	5	4	4	5	5	5	3	43
66	2	5	4	4	4	5	5	4	4	4	41
67	4	4	5	5	4	4	5	4	5	5	45
68	4	4	4	4	4	4	5	4	4	5	42
69	4	4	5	5	4	4	5	4	4	4	43
70	4	4	4	4	4	5	4	5	5	4	43
71	4	4	4	4	4	4	4	4	4	5	41
72	4	4	5	4	4	4	4	4	4	4	41
73	4	4	4	4	4	4	5	4	5	5	43
74	4	4	4	4	4	4	4	4	5	4	41
75	4	4	4	4	5	4	5	5	5	5	45
76	4	4	4	4	4	4	4	4	5	4	41
77	5	5	4	5	5	5	5	5	4	4	47
78	5	5	4	5	5	5	5	5	4	4	47
79	4	4	4	5	4	4	4	4	4	4	41
80	5	5	4	4	5	5	4	4	5	4	45
81	4	4	5	4	3	4	4	5	3	4	40
82	3	3	4	5	3	4	4	5	3	4	38
83	5	4	3	4	3	4	4	4	4	3	38
84	4	3	4	4	3	5	5	4	4	4	40
85	3	4	3	4	4	4	5	4	3	3	37
86	3	5	3	4	4	5	4	4	3	2	37
87	4	4	4	3	5	5	4	4	4	3	40
88	3	3	4	3	4	3	4	4	4	4	36
89	3	4	4	4	5	4	3	5	3	3	38
90	4	4	5	5	4	4	5	3	3	4	41
91	5	3	5	5	5	5	5	4	4	4	45
92	3	4	5	5	4	4	3	4	3	5	40
93	4	3	4	4	4	4	4	5	4	3	39
94	4	4	4	4	4	5	4	4	4	5	42
95	5	3	4	4	4	4	4	5	4	5	42
96	4	4	3	4	4	4	5	4	3	5	40

TABULASI X2

NO	CITRA PERUSAHAAN										TOTAL
	1	2	3	4	5	6	7	8	9	10	
1	3	3	4	4	4	4	5	2	4	4	37
2	4	5	5	5	5	4	4	5	5	5	47
3	5	4	2	4	4	4	2	4	4	5	38
4	4	3	3	2	5	3	3	3	3	3	32
5	2	2	4	4	5	2	4	4	3	5	35
6	5	4	2	3	5	4	4	3	5	5	40
7	4	2	5	2	4	4	2	5	3	2	33
8	2	4	2	5	2	5	4	4	3	5	36
9	5	5	5	5	5	5	5	5	3	5	48
10	3	2	2	3	4	2	2	3	3	2	26
11	3	3	3	3	3	5	2	3	3	5	33
12	4	3	2	4	3	4	4	3	2	2	31
13	3	4	5	5	2	2	2	4	3	5	35
14	5	4	2	3	4	3	4	5	4	5	39
15	5	5	2	3	2	4	4	4	4	4	37
16	2	2	4	2	5	5	4	3	5	4	36
17	4	2	3	5	4	5	5	5	5	2	40
18	2	3	4	3	5	5	5	5	3	5	40
19	3	2	5	4	2	3	3	3	5	3	33
20	3	3	4	5	4	2	3	3	4	3	34
21	4	2	2	2	2	5	2	3	3	5	30
22	2	4	4	3	4	2	4	4	4	2	33
23	2	4	5	3	5	2	5	4	3	2	35
24	2	2	5	4	2	2	5	3	4	5	34
25	5	5	5	5	5	5	3	5	3	2	43
26	2	4	3	3	5	5	2	5	3	5	37
27	4	5	4	2	4	5	5	5	5	5	44
28	2	2	5	5	5	5	2	3	5	4	38
29	4	5	5	3	5	5	5	4	4	4	44
30	5	5	3	4	5	5	4	5	5	5	46
31	2	4	4	5	5	5	2	3	5	3	38
32	3	2	5	2	5	5	3	3	3	2	33
33	4	4	5	3	5	4	5	4	4	4	42
34	2	5	5	5	5	5	5	5	3	5	45
35	5	5	3	3	3	5	5	5	4	2	40
36	2	2	5	5	2	2	4	4	3	5	34
37	2	4	4	3	5	5	5	3	4	2	37
38	5	5	5	4	5	2	2	3	3	5	39
39	5	5	5	5	5	5	5	5	4	4	48
40	5	5	5	3	5	2	5	5	4	4	43
41	2	4	2	3	4	3	2	3	4	5	32
42	4	3	4	2	2	4	4	4	4	2	33
43	2	3	5	3	4	4	4	4	3	4	36
44	5	5	3	4	5	5	5	5	4	5	46
45	5	5	5	3	5	4	5	5	4	2	43
46	3	4	4	3	2	4	3	4	4	5	36

47	4	5	5	3	5	5	5	5	5	4	46
48	4	3	5	5	5	2	4	3	5	5	41
49	3	5	5	5	3	4	4	4	4	3	40
50	4	4	5	2	5	4	5	4	4	2	39
51	4	5	4	3	4	2	4	3	4	4	37
52	4	5	2	5	2	4	4	4	4	2	36
53	4	5	4	3	4	4	4	4	4	4	40
54	4	3	5	5	3	2	5	4	4	4	39
55	4	4	3	5	3	4	4	3	4	4	38
56	3	3	4	5	3	4	4	4	4	4	38
57	4	5	5	5	5	3	5	5	5	5	47
58	5	5	5	5	5	5	5	5	5	5	50
59	4	4	3	4	4	2	5	4	4	4	38
60	5	5	2	5	5	4	4	5	4	5	44
61	4	3	4	2	3	4	5	3	4	4	36
62	4	5	4	4	4	4	4	4	4	4	41
63	4	4	5	2	5	4	5	4	4	4	41
64	4	3	5	5	3	5	5	4	4	4	42
65	4	5	2	4	4	4	5	5	5	3	41
66	5	5	4	4	3	5	5	4	4	4	43
67	4	4	5	5	3	4	5	3	5	5	43
68	4	4	2	4	3	4	5	5	4	5	40
69	4	4	2	5	3	4	5	4	4	4	39
70	4	4	5	4	3	5	4	5	5	4	43
71	4	5	4	5	4	4	5	4	4	5	44
72	5	4	2	4	3	5	4	4	4	4	39
73	4	4	3	4	3	4	5	3	5	5	40
74	4	4	4	4	4	4	4	4	5	4	41
75	4	4	4	4	5	4	5	5	5	5	45
76	4	4	3	4	4	4	5	4	5	4	41
77	5	5	4	5	5	5	5	5	4	4	47
78	5	5	5	5	5	5	5	5	4	4	48
79	5	4	4	5	4	4	4	4	4	4	42
80	5	5	3	4	5	5	4	4	5	4	44
81	5	4	5	4	5	4	4	3	4	5	43
82	5	4	5	4	4	5	4	3	4	3	41
83	5	4	4	4	5	5	4	5	4	4	44
84	5	4	5	4	4	4	3	4	3	4	40
85	4	5	4	3	3	3	4	4	4	3	37
86	4	4	3	4	4	3	5	5	4	4	40
87	5	4	4	4	4	4	4	3	3	4	39
88	5	4	4	4	4	3	3	4	3	3	37
89	5	3	5	3	4	3	4	4	4	3	38
90	4	5	3	3	4	4	4	5	3	3	38
91	5	4	4	4	4	5	4	5	5	4	44
92	4	3	3	4	5	3	4	4	5	3	38
93	3	4	4	4	4	4	3	4	3	4	37
94	5	4	4	4	5	4	4	3	4	3	40
95	4	4	5	4	4	5	3	5	4	5	43
96	4	5	4	3	4	4	4	3	4	3	38

TABULASI Y

NO	KEPUASAN PELANGGAN										TOTAL
	1	2	3	4	5	6	7	8	9	10	
1	4	5	4	4	4	4	5	4	5	4	43
2	5	4	4	4	4	4	3	5	5	4	42
3	5	4	4	4	4	4	4	5	4	5	43
4	5	4	4	4	5	4	3	2	4	5	40
5	5	4	5	4	5	5	2	2	5	5	42
6	4	4	4	4	4	4	4	5	4	4	41
7	4	4	4	4	5	4	2	2	4	4	37
8	5	4	2	4	4	4	3	2	4	4	36
9	4	5	5	5	4	5	5	5	5	4	47
10	2	4	4	4	4	5	2	5	5	4	39
11	5	4	4	4	4	4	4	5	4	4	42
12	4	4	2	4	3	4	2	3	4	4	34
13	4	4	3	4	4	5	3	4	4	4	39
14	4	5	4	4	4	4	5	4	4	4	42
15	5	4	4	4	5	4	4	4	4	4	42
16	5	5	2	5	4	5	5	5	4	5	45
17	5	5	5	5	5	5	5	3	5	5	48
18	2	4	5	3	4	5	2	5	4	3	37
19	5	4	5	4	5	4	3	5	4	4	43
20	5	4	5	4	4	4	4	2	4	4	40
21	5	5	4	4	4	4	5	2	4	4	41
22	4	4	4	4	4	4	2	2	4	5	37
23	2	4	3	4	3	4	3	2	4	4	33
24	4	4	2	5	4	5	4	2	4	4	38
25	5	5	4	4	4	4	5	5	5	5	46
26	2	5	2	4	4	5	5	4	4	4	39
27	2	4	5	5	4	4	2	4	4	4	38
28	4	4	4	4	4	4	3	3	4	4	38
29	5	4	4	5	4	4	4	4	5	5	44
30	2	4	3	4	4	5	2	5	5	4	38
31	4	4	4	4	4	4	3	3	4	5	39
32	5	4	3	4	4	4	4	2	4	2	36
33	5	4	4	4	4	4	2	2	5	4	38
34	2	4	3	4	4	4	3	2	4	4	34
35	5	4	4	4	5	4	2	5	4	5	42
36	2	4	3	4	4	4	3	4	5	5	38
37	5	5	4	5	5	5	5	5	5	4	48
38	5	5	3	5	5	5	5	5	5	4	47
39	2	4	4	5	4	4	4	3	4	5	39
40	5	5	3	4	5	5	5	4	4	4	44
41	2	4	4	4	4	4	3	3	4	4	36
42	2	4	3	4	4	4	3	4	4	4	36
43	2	4	4	4	4	4	4	3	4	4	37
44	2	4	4	4	4	4	3	4	5	5	39
45	5	5	4	5	5	5	5	3	4	5	46
46	3	5	3	4	4	4	5	5	5	5	43

47	2	5	4	5	5	5	5	5	4	5	45
48	2	5	3	3	4	4	5	5	4	5	40
49	4	5	5	5	5	4	5	4	4	5	46
50	2	4	3	4	5	5	4	5	5	4	41
51	3	5	5	4	3	4	5	5	4	4	42
52	3	5	4	3	4	4	5	4	4	4	40
53	4	5	5	4	5	5	5	5	4	5	47
54	4	5	4	3	3	5	5	4	4	4	41
55	5	5	5	4	5	5	5	5	4	5	48
56	5	5	4	3	4	5	5	4	4	4	43
57	2	4	3	3	4	4	3	3	5	5	36
58	4	4	3	3	4	4	4	4	5	5	40
59	5	5	4	4	5	4	5	4	4	4	44
60	3	5	5	4	5	5	5	5	5	4	46
61	2	4	4	4	4	4	3	4	4	4	37
62	4	4	4	4	4	4	4	4	4	4	40
63	2	4	3	4	3	4	4	4	4	4	36
64	4	4	4	5	4	5	4	4	4	4	42
65	2	5	4	4	4	4	5	5	5	3	41
66	2	5	4	4	4	5	5	4	4	4	41
67	4	4	5	5	4	4	4	4	5	5	44
68	4	4	4	4	4	4	4	4	4	5	41
69	4	4	4	5	4	4	4	4	4	4	41
70	4	4	4	4	4	5	4	5	5	4	43
71	4	4	4	4	4	4	4	4	4	5	41
72	4	4	4	4	4	4	4	4	4	4	40
73	4	4	4	4	4	4	4	4	5	5	42
74	4	4	4	4	4	4	4	4	5	4	41
75	4	4	4	4	5	4	4	5	5	5	44
76	4	4	4	4	4	4	4	4	5	4	41
77	5	5	4	5	5	5	5	5	4	4	47
78	5	5	4	5	5	5	5	5	4	4	47
79	4	4	4	5	4	4	4	4	4	4	41
80	5	5	4	4	5	5	5	4	5	4	46
81	4	4	5	4	3	4	4	5	3	4	40
82	3	3	4	5	3	4	3	5	3	4	37
83	5	4	3	4	3	4	4	4	4	3	38
84	4	3	4	4	3	5	3	4	4	4	38
85	3	4	3	4	4	4	4	4	3	3	36
86	3	5	3	4	4	5	5	4	3	2	38
87	4	4	4	3	5	5	4	4	4	3	40
88	3	3	4	3	4	3	3	3	4	4	34
89	3	4	4	4	5	4	4	5	3	3	39
90	4	4	5	4	4	4	4	3	3	4	39
91	5	3	5	5	5	5	3	4	4	4	43
92	3	4	5	5	4	4	4	4	3	5	41
93	4	3	4	4	4	4	3	5	4	3	38
94	4	4	4	4	4	5	4	4	4	5	42
95	5	3	4	4	4	4	3	5	4	5	41
96	4	4	3	4	4	4	4	4	3	5	39

Titik Persentase Distribusi t (df = 1 - 40)

df	Pr	0.25	0.10	0.05	0.025	0.01	0.005	0.001
		0.50	0.20	0.10	0.050	0.02	0.010	0.002
1		1.00000	3.07768	6.31375	12.70620	31.82052	63.65674	318.30884
2		0.81650	1.88562	2.91999	4.30265	6.96456	9.92484	22.32712
3		0.76489	1.63774	2.35336	3.18245	4.54070	5.84091	10.21453
4		0.74070	1.53321	2.13185	2.77645	3.74695	4.60409	7.17318
5		0.72669	1.47588	2.01505	2.57058	3.36493	4.03214	5.89343
6		0.71756	1.43976	1.94318	2.44691	3.14267	3.70743	5.20763
7		0.71114	1.41492	1.89458	2.36462	2.99795	3.49948	4.78529
8		0.70639	1.39682	1.85955	2.30600	2.89646	3.35539	4.50079
9		0.70272	1.38303	1.83311	2.26216	2.82144	3.24984	4.29681
10		0.69981	1.37218	1.81246	2.22814	2.76377	3.16927	4.14370
11		0.69745	1.36343	1.79588	2.20099	2.71808	3.10581	4.02470
12		0.69548	1.35622	1.78229	2.17881	2.68100	3.05454	3.92963
13		0.69383	1.35017	1.77093	2.16037	2.65031	3.01228	3.85198
14		0.69242	1.34503	1.76131	2.14479	2.62449	2.97684	3.78739
15		0.69120	1.34061	1.75305	2.13145	2.60248	2.94671	3.73283
16		0.69013	1.33676	1.74588	2.11991	2.58349	2.92078	3.68615
17		0.68920	1.33338	1.73961	2.10982	2.56693	2.89823	3.64577
18		0.68836	1.33039	1.73406	2.10092	2.55238	2.87844	3.61048
19		0.68762	1.32773	1.72913	2.09302	2.53948	2.86093	3.57940
20		0.68695	1.32534	1.72472	2.08596	2.52798	2.84534	3.55181
21		0.68635	1.32319	1.72074	2.07961	2.51765	2.83136	3.52715
22		0.68581	1.32124	1.71714	2.07387	2.50832	2.81876	3.50499
23		0.68531	1.31946	1.71387	2.06866	2.49987	2.80734	3.48496
24		0.68485	1.31784	1.71088	2.06390	2.49216	2.79694	3.46678
25		0.68443	1.31635	1.70814	2.05954	2.48511	2.78744	3.45019
26		0.68404	1.31497	1.70562	2.05553	2.47863	2.77871	3.43500
27		0.68368	1.31370	1.70329	2.05183	2.47266	2.77068	3.42103
28		0.68335	1.31253	1.70113	2.04841	2.46714	2.76326	3.40816
29		0.68304	1.31143	1.69913	2.04523	2.46202	2.75639	3.39624
30		0.68276	1.31042	1.69726	2.04227	2.45726	2.75000	3.38518
31		0.68249	1.30946	1.69552	2.03951	2.45282	2.74404	3.37490
32		0.68223	1.30857	1.69389	2.03693	2.44868	2.73848	3.36531
33		0.68200	1.30774	1.69236	2.03452	2.44479	2.73328	3.35634
34		0.68177	1.30695	1.69092	2.03224	2.44115	2.72839	3.34793
35		0.68156	1.30621	1.68957	2.03011	2.43772	2.72381	3.34005
36		0.68137	1.30551	1.68830	2.02809	2.43449	2.71948	3.33262
37		0.68118	1.30485	1.68709	2.02619	2.43145	2.71541	3.32563
38		0.68100	1.30423	1.68595	2.02439	2.42857	2.71156	3.31903
39		0.68083	1.30364	1.68488	2.02269	2.42584	2.70791	3.31279
40		0.68067	1.30308	1.68385	2.02108	2.42326	2.70446	3.30688

Titik Persentase Distribusi t (df = 41 - 80)

df	Pr	0.25	0.10	0.05	0.025	0.01	0.005	0.001
		0.50	0.20	0.10	0.050	0.02	0.010	0.002
41		0.68052	1.30254	1.68288	2.01954	2.42080	2.70118	3.30127
42		0.68038	1.30204	1.68195	2.01808	2.41847	2.69807	3.29595
43		0.68024	1.30155	1.68107	2.01669	2.41625	2.69510	3.29089
44		0.68011	1.30109	1.68023	2.01537	2.41413	2.69228	3.28607
45		0.67998	1.30065	1.67943	2.01410	2.41212	2.68959	3.28148
46		0.67986	1.30023	1.67866	2.01290	2.41019	2.68701	3.27710
47		0.67975	1.29982	1.67793	2.01174	2.40835	2.68456	3.27291
48		0.67964	1.29944	1.67722	2.01063	2.40658	2.68220	3.26891
49		0.67953	1.29907	1.67655	2.00958	2.40489	2.67995	3.26508
50		0.67943	1.29871	1.67591	2.00856	2.40327	2.67779	3.26141
51		0.67933	1.29837	1.67528	2.00758	2.40172	2.67572	3.25789
52		0.67924	1.29805	1.67469	2.00665	2.40022	2.67373	3.25451
53		0.67915	1.29773	1.67412	2.00575	2.39879	2.67182	3.25127
54		0.67906	1.29743	1.67356	2.00488	2.39741	2.66998	3.24815
55		0.67898	1.29713	1.67303	2.00404	2.39608	2.66822	3.24515
56		0.67890	1.29685	1.67252	2.00324	2.39480	2.66651	3.24226
57		0.67882	1.29658	1.67203	2.00247	2.39357	2.66487	3.23948
58		0.67874	1.29632	1.67155	2.00172	2.39238	2.66329	3.23680
59		0.67867	1.29607	1.67109	2.00100	2.39123	2.66176	3.23421
60		0.67860	1.29582	1.67065	2.00030	2.39012	2.66028	3.23171
61		0.67853	1.29558	1.67022	1.99962	2.38905	2.65886	3.22930
62		0.67847	1.29536	1.66980	1.99897	2.38801	2.65748	3.22696
63		0.67840	1.29513	1.66940	1.99834	2.38701	2.65615	3.22471
64		0.67834	1.29492	1.66901	1.99773	2.38604	2.65485	3.22253
65		0.67828	1.29471	1.66864	1.99714	2.38510	2.65360	3.22041
66		0.67823	1.29451	1.66827	1.99656	2.38419	2.65239	3.21837
67		0.67817	1.29432	1.66792	1.99601	2.38330	2.65122	3.21639
68		0.67811	1.29413	1.66757	1.99547	2.38245	2.65008	3.21446
69		0.67806	1.29394	1.66724	1.99495	2.38161	2.64898	3.21260
70		0.67801	1.29376	1.66691	1.99444	2.38081	2.64790	3.21079
71		0.67796	1.29359	1.66660	1.99394	2.38002	2.64686	3.20903
72		0.67791	1.29342	1.66629	1.99346	2.37926	2.64585	3.20733
73		0.67787	1.29326	1.66600	1.99300	2.37852	2.64487	3.20567
74		0.67782	1.29310	1.66571	1.99254	2.37780	2.64391	3.20406
75		0.67778	1.29294	1.66543	1.99210	2.37710	2.64298	3.20249
76		0.67773	1.29279	1.66515	1.99167	2.37642	2.64208	3.20096
77		0.67769	1.29264	1.66488	1.99125	2.37576	2.64120	3.19948
78		0.67765	1.29250	1.66462	1.99085	2.37511	2.64034	3.19804
79		0.67761	1.29236	1.66437	1.99045	2.37448	2.63950	3.19663
80		0.67757	1.29222	1.66412	1.99006	2.37387	2.63869	3.19526

Titik Persentase Distribusi t (df = 81 -120)

df	Pr	0.25	0.10	0.05	0.025	0.01	0.005	0.001
		0.50	0.20	0.10	0.050	0.02	0.010	0.002
81	0.67753	1.29209	1.66388	1.98969	2.37327	2.63790	3.19392	
82	0.67749	1.29196	1.66365	1.98932	2.37269	2.63712	3.19262	
83	0.67746	1.29183	1.66342	1.98896	2.37212	2.63637	3.19135	
84	0.67742	1.29171	1.66320	1.98861	2.37156	2.63563	3.19011	
85	0.67739	1.29159	1.66298	1.98827	2.37102	2.63491	3.18890	
86	0.67735	1.29147	1.66277	1.98793	2.37049	2.63421	3.18772	
87	0.67732	1.29136	1.66256	1.98761	2.36998	2.63353	3.18657	
88	0.67729	1.29125	1.66235	1.98729	2.36947	2.63286	3.18544	
89	0.67726	1.29114	1.66216	1.98698	2.36898	2.63220	3.18434	
90	0.67723	1.29103	1.66196	1.98667	2.36850	2.63157	3.18327	
91	0.67720	1.29092	1.66177	1.98638	2.36803	2.63094	3.18222	
92	0.67717	1.29082	1.66159	1.98609	2.36757	2.63033	3.18119	
93	0.67714	1.29072	1.66140	1.98580	2.36712	2.62973	3.18019	
94	0.67711	1.29062	1.66123	1.98552	2.36667	2.62915	3.17921	
95	0.67708	1.29053	1.66105	1.98525	2.36624	2.62858	3.17825	
96	0.67705	1.29043	1.66088	1.98498	2.36582	2.62802	3.17731	
97	0.67703	1.29034	1.66071	1.98472	2.36541	2.62747	3.17639	
98	0.67700	1.29025	1.66055	1.98447	2.36500	2.62693	3.17549	
99	0.67698	1.29016	1.66039	1.98422	2.36461	2.62641	3.17460	
100	0.67695	1.29007	1.66023	1.98397	2.36422	2.62589	3.17374	
101	0.67693	1.28999	1.66008	1.98373	2.36384	2.62539	3.17289	
102	0.67690	1.28991	1.65993	1.98350	2.36346	2.62489	3.17206	
103	0.67688	1.28982	1.65978	1.98326	2.36310	2.62441	3.17125	
104	0.67686	1.28974	1.65964	1.98304	2.36274	2.62393	3.17045	
105	0.67683	1.28967	1.65950	1.98282	2.36239	2.62347	3.16967	
106	0.67681	1.28959	1.65936	1.98260	2.36204	2.62301	3.16890	
107	0.67679	1.28951	1.65922	1.98238	2.36170	2.62256	3.16815	
108	0.67677	1.28944	1.65909	1.98217	2.36137	2.62212	3.16741	
109	0.67675	1.28937	1.65895	1.98197	2.36105	2.62169	3.16669	
110	0.67673	1.28930	1.65882	1.98177	2.36073	2.62126	3.16598	
111	0.67671	1.28922	1.65870	1.98157	2.36041	2.62085	3.16528	
112	0.67669	1.28916	1.65857	1.98137	2.36010	2.62044	3.16460	
113	0.67667	1.28909	1.65845	1.98118	2.35980	2.62004	3.16392	
114	0.67665	1.28902	1.65833	1.98099	2.35950	2.61964	3.16326	
115	0.67663	1.28896	1.65821	1.98081	2.35921	2.61926	3.16262	
116	0.67661	1.28889	1.65810	1.98063	2.35892	2.61888	3.16198	
117	0.67659	1.28883	1.65798	1.98045	2.35864	2.61850	3.16135	
118	0.67657	1.28877	1.65787	1.98027	2.35837	2.61814	3.16074	
119	0.67656	1.28871	1.65776	1.98010	2.35809	2.61778	3.16013	
120	0.67654	1.28865	1.65765	1.97993	2.35782	2.61742	3.15954	

Titik Persentase Distribusi t (df = 121 -160)

df	Pr	0.25	0.10	0.05	0.025	0.01	0.005	0.001
	0.50	0.20	0.10	0.050	0.02	0.010	0.002	
121	0.67652	1.28859	1.65754	1.97976	2.35756	2.61707	3.15895	
122	0.67651	1.28853	1.65744	1.97960	2.35730	2.61673	3.15838	
123	0.67649	1.28847	1.65734	1.97944	2.35705	2.61639	3.15781	
124	0.67647	1.28842	1.65723	1.97928	2.35680	2.61606	3.15726	
125	0.67646	1.28836	1.65714	1.97912	2.35655	2.61573	3.15671	
126	0.67644	1.28831	1.65704	1.97897	2.35631	2.61541	3.15617	
127	0.67643	1.28825	1.65694	1.97882	2.35607	2.61510	3.15565	
128	0.67641	1.28820	1.65685	1.97867	2.35583	2.61478	3.15512	
129	0.67640	1.28815	1.65675	1.97852	2.35560	2.61448	3.15461	
130	0.67638	1.28810	1.65666	1.97838	2.35537	2.61418	3.15411	
131	0.67637	1.28805	1.65657	1.97824	2.35515	2.61388	3.15361	
132	0.67635	1.28800	1.65648	1.97810	2.35493	2.61359	3.15312	
133	0.67634	1.28795	1.65639	1.97796	2.35471	2.61330	3.15264	
134	0.67633	1.28790	1.65630	1.97783	2.35450	2.61302	3.15217	
135	0.67631	1.28785	1.65622	1.97769	2.35429	2.61274	3.15170	
136	0.67630	1.28781	1.65613	1.97756	2.35408	2.61246	3.15124	
137	0.67628	1.28776	1.65605	1.97743	2.35387	2.61219	3.15079	
138	0.67627	1.28772	1.65597	1.97730	2.35367	2.61193	3.15034	
139	0.67626	1.28767	1.65589	1.97718	2.35347	2.61166	3.14990	
140	0.67625	1.28763	1.65581	1.97705	2.35328	2.61140	3.14947	
141	0.67623	1.28758	1.65573	1.97693	2.35309	2.61115	3.14904	
142	0.67622	1.28754	1.65566	1.97681	2.35289	2.61090	3.14862	
143	0.67621	1.28750	1.65558	1.97669	2.35271	2.61065	3.14820	
144	0.67620	1.28746	1.65550	1.97658	2.35252	2.61040	3.14779	
145	0.67619	1.28742	1.65543	1.97646	2.35234	2.61016	3.14739	
146	0.67617	1.28738	1.65536	1.97635	2.35216	2.60992	3.14699	
147	0.67616	1.28734	1.65529	1.97623	2.35198	2.60969	3.14660	
148	0.67615	1.28730	1.65521	1.97612	2.35181	2.60946	3.14621	
149	0.67614	1.28726	1.65514	1.97601	2.35163	2.60923	3.14583	
150	0.67613	1.28722	1.65508	1.97591	2.35146	2.60900	3.14545	
151	0.67612	1.28718	1.65501	1.97580	2.35130	2.60878	3.14508	
152	0.67611	1.28715	1.65494	1.97569	2.35113	2.60856	3.14471	
153	0.67610	1.28711	1.65487	1.97559	2.35097	2.60834	3.14435	
154	0.67609	1.28707	1.65481	1.97549	2.35081	2.60813	3.14400	
155	0.67608	1.28704	1.65474	1.97539	2.35065	2.60792	3.14364	
156	0.67607	1.28700	1.65468	1.97529	2.35049	2.60771	3.14330	
157	0.67606	1.28697	1.65462	1.97519	2.35033	2.60751	3.14295	
158	0.67605	1.28693	1.65455	1.97509	2.35018	2.60730	3.14261	
159	0.67604	1.28690	1.65449	1.97500	2.35003	2.60710	3.14228	
160	0.67603	1.28687	1.65443	1.97490	2.34988	2.60691	3.14195	

Titik Persentase Distribusi t (df = 161 -200)

df \ Pr	0.25	0.10	0.05	0.025	0.01	0.005	0.001
	0.50	0.20	0.10	0.050	0.02	0.010	0.002
161	0.67602	1.28683	1.65437	1.97481	2.34973	2.60671	3.14162
162	0.67601	1.28680	1.65431	1.97472	2.34959	2.60652	3.14130
163	0.67600	1.28677	1.65426	1.97462	2.34944	2.60633	3.14098
164	0.67599	1.28673	1.65420	1.97453	2.34930	2.60614	3.14067
165	0.67598	1.28670	1.65414	1.97445	2.34916	2.60595	3.14036
166	0.67597	1.28667	1.65408	1.97436	2.34902	2.60577	3.14005
167	0.67596	1.28664	1.65403	1.97427	2.34888	2.60559	3.13975
168	0.67595	1.28661	1.65397	1.97419	2.34875	2.60541	3.13945
169	0.67594	1.28658	1.65392	1.97410	2.34862	2.60523	3.13915
170	0.67594	1.28655	1.65387	1.97402	2.34848	2.60506	3.13886
171	0.67593	1.28652	1.65381	1.97393	2.34835	2.60489	3.13857
172	0.67592	1.28649	1.65376	1.97385	2.34822	2.60471	3.13829
173	0.67591	1.28646	1.65371	1.97377	2.34810	2.60455	3.13801
174	0.67590	1.28644	1.65366	1.97369	2.34797	2.60438	3.13773
175	0.67589	1.28641	1.65361	1.97361	2.34784	2.60421	3.13745
176	0.67589	1.28638	1.65356	1.97353	2.34772	2.60405	3.13718
177	0.67588	1.28635	1.65351	1.97346	2.34760	2.60389	3.13691
178	0.67587	1.28633	1.65346	1.97338	2.34748	2.60373	3.13665
179	0.67586	1.28630	1.65341	1.97331	2.34736	2.60357	3.13638
180	0.67586	1.28627	1.65336	1.97323	2.34724	2.60342	3.13612
181	0.67585	1.28625	1.65332	1.97316	2.34713	2.60326	3.13587
182	0.67584	1.28622	1.65327	1.97308	2.34701	2.60311	3.13561
183	0.67583	1.28619	1.65322	1.97301	2.34690	2.60296	3.13536
184	0.67583	1.28617	1.65318	1.97294	2.34678	2.60281	3.13511
185	0.67582	1.28614	1.65313	1.97287	2.34667	2.60267	3.13487
186	0.67581	1.28612	1.65309	1.97280	2.34656	2.60252	3.13463
187	0.67580	1.28610	1.65304	1.97273	2.34645	2.60238	3.13438
188	0.67580	1.28607	1.65300	1.97266	2.34635	2.60223	3.13415
189	0.67579	1.28605	1.65296	1.97260	2.34624	2.60209	3.13391
190	0.67578	1.28602	1.65291	1.97253	2.34613	2.60195	3.13368
191	0.67578	1.28600	1.65287	1.97246	2.34603	2.60181	3.13345
192	0.67577	1.28598	1.65283	1.97240	2.34593	2.60168	3.13322
193	0.67576	1.28595	1.65279	1.97233	2.34582	2.60154	3.13299
194	0.67576	1.28593	1.65275	1.97227	2.34572	2.60141	3.13277
195	0.67575	1.28591	1.65271	1.97220	2.34562	2.60128	3.13255
196	0.67574	1.28589	1.65267	1.97214	2.34552	2.60115	3.13233
197	0.67574	1.28586	1.65263	1.97208	2.34543	2.60102	3.13212
198	0.67573	1.28584	1.65259	1.97202	2.34533	2.60089	3.13190
199	0.67572	1.28582	1.65255	1.97196	2.34523	2.60076	3.13169
200	0.67572	1.28580	1.65251	1.97190	2.34514	2.60063	3.13148

Catatan: Probabilita yang lebih kecil yang ditunjukkan pada judul tiap kolom adalah luas daerah dalam satu ujung, sedangkan probabilitas yang lebih besar adalah luas daerah dalam kedua ujung

Universitas Bhayangkara Jakarta Raya
Fakultas Ekonomi



**KARTU KONSULTASI
BIMBINGAN SKRIPSI**

Nama : Budi Santoso
NPM : 201510325074
Jurusan : Manajemen
Pembimbing I : M. Fadhil Nursal, SE, MM
Pembimbing II :

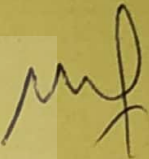
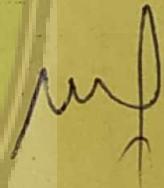
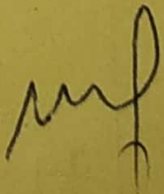
Kampus I
Jl. Darmawangsa I/1 Kebayoran Baru, Jakarta Selatan
Telp. 021 - 7231948, 7267655 Fax. 021.7267657

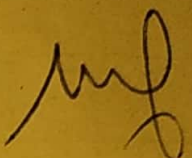
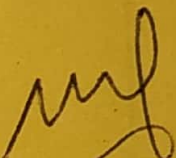

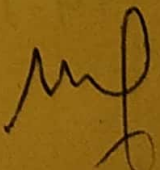
Kampus II
Jl. Raya Perjuangan, Bekasi
Telp. 88955882

Judul Skripsi :

Analisis Kualitas Pelayanan dan Citra Perusahaan kepada Kepuasan Pelanggan pada PT Nusantara Berhad Motor's Bekasi merek Mitsuba

Tanggal Pendaftaran Proposal :

No.	Tanggal Konsultasi	Deskripsi Bimbingan	Paraf Pembimbing
	30 April 14	Perbaikan pada referensi dan urutan penulisan	
	6 Mei 14	Bimbingan cara membuat kuesioner dan penetapan instrumen kuesioner	
	14 Juni 14	Bimbingan pada struktur penyusunan instrumen pada SPSS	

No.	Tanggal Konsultasi	Deskripsi Bimbingan	Paraf Pembimbing
	18-01-19	Bimbingan pada Pembacaan hasil validasi dan Reliabilitas	
	24-06-19	Cross check bab 4 dengan Bimbingan hasil uji instrumen	
	27-06-19	Bimbingan uji Normalitas dan Bagaimana cara membaca.	
	29-06-19	Bimbingan pada Penambahan hasil uji instrumen agar lengkap dan akurat dan dituliskan	

No.	Tanggal Konsultasi	Deskripsi Bimbingan	Paraf Pembimbing
	2-07-19	Bimbingan uji Plyiat dan uji Referensi	