



UNIVERSITAS BHAYANGKARA JAKARTA RAYA
FAKULTAS ILMU KOMPUTER

Kampus I: Jl. Harsono RM No.67, Ragunan, Pasar Minggu, Jakarta Selatan 12550
Telepon: (021) 27808121 - 27808882
Kampus II: Jl. Raya Perjuangan, Bekasi Utara, Jawa Barat
Telepon: (021) 88955882 Fax.: (021) 88955871
Web: www.ubharajaya.ac.id/fasilkom/. Email: fasilkom@ubharajaya.ac.id

SURAT TUGAS

Nomor : ST/003/X/2020/B-FASILKOM-UBJ

1. Dasar: Kalender Akademik Ubhara Jaya Tahun Akademik 2020/2021.
2. Dalam rangka mewujudkan Tri Dharma Perguruan Tinggi untuk Dosen di Universitas Bhayangkara Jakarta Raya maka dihimbau untuk melakukan penelitian.
3. Sehubungan dengan hal tersebut diatas, maka Dekan Fakultas Ilmu Komputer Universitas Bhayangkara Jakarta Raya menugaskan:

No.	NAMA	NIDN	JABATAN
1.	Prima Dina Atika, S.Kom., M.Kom	0311037107	Dosen Tetap Prodi Informatika
2.	Sugiyatno, S.Kom., M.Kom	0313077206	Dosen Tetap Prodi Informatika
3.	Herlawati, S.Si., M.M., M.Kom	0311097302	Dosen Tetap Prodi Informatika

Melaksanakan seminar sebagai peserta '**Mobile-Based Fish Quality Detection System Using K-Nearest Neighbors Method, Tanggal 3 – 4 November 2020, Pada Seminar Internasional The Fifth International Conference on Informatics and Computing (ICIC)**'.

4. Demikian penugasan ini agar dapat dilaksanakan dengan penuh rasa tanggung jawab.



Bekasi, 27 Oktober 2020
DEKAN FAKULTAS ILMU KOMPUTER

Herlawati
HERLAWATI, S.Si., M.M., M.Kom.
NIP: 2001 452

Paraf:

1. Ka. Prodi Informatika *[Signature]*

6
Full
Text Views



Abstract

Document Sections

- I. Introduction
- II. Research Methodology
- III. Result and Discussion
- IV. Conclusion

Authors

Figures

References

Keywords

Metrics

Abstract:

Mujair fish (*Oreochromis Mossambicus*) is a popular consumption fish in Indonesia. The fish is a freshwater fish found in rivers, ponds, and lakes, with a salinity of less than 0.05% for the breed. Mujair fish is widely consumed by the public as a cheap and tasty fish that is often found in traditional markets or modern markets. The fish is often sold in a fresh condition (fresh) as well as through the process of freezing (frozen). However, consumers sometimes do not fully know the information about the fish condition. Too long storage process causes the physical changes of the fish into blurry eyes, colors tend to fade, soft fish meat texture, and unpleasant smell. In this research, the process to visualize fresh fish images (suitable for consumption) and not fresh (not suitable for consumption) can be detected using K-Nearest Neighbor (K-NN) using a Smartphone. The purpose of this study is to determine the results of the calculation accuracy using the K-Nearest Neighbor (K-NN) Algorithm with the method of digital image processing of Mujair fish, so consumers can choose whether the fish is suitable for consumption or not, using a smartphone as a visualization that also can be implemented as an additional facility in an online shop.

Published in: 2020 Fifth International Conference on Informatics and Computing (ICIC)

Date of Conference: 3-4 Nov. 2020

DOI: [10.1109/ICIC50835.2020.9288544](https://doi.org/10.1109/ICIC50835.2020.9288544)

Date Added to IEEE Xplore: 24 December 2020

Publisher: IEEE

ISBN Information:

Conference Location: Gorontalo, Indonesia, Indonesia



APTIKOM

The 5th International Conference
on Informatics and Computing (ICIC) 2020



ICIC
2020

PROCEEDING

NOVEMBER 3 - 4, 2020



<https://icic-aptikom.org/2020/>

THE COMMITTEE OF ICIC 2020

Steering Committee

Zainal Arifin Hasibuan, Dian Nuswantoro University, Indonesia

Achmad Benny Mutiara, Gunadarma University, Indonesia

General Chair

Yusuf Durachman, UIN Syarif Hidayatullah Jakarta, Indonesia

Program Co-Chairs

Ahmad Nizar Hidayanto, Universitas of Indonesia, Indonesia

Husni Teja Sukmana, UIN Syarif Hidayatullah Jakarta, Indonesia

Prihandoko, Gunadarma University, Indonesia

Treasurer/Financial Chairs

Dadang Hermawan, STIKOM Bali Institute of Technology and Business, Indonesia

Cecilia Esti Nugraheni, Parahyangan Catholic University, Indonesia

Collaboration & Sponsorship Committee Chair

Nina Kurnia Hikmawati, APTIKOM

Publication Co-Chairs

Dwiza Riana, STMIK Nusa Mandiri, Indonesia

Dewi Khairani, UIN Syarif Hidayatullah Jakarta, Indonesia

Dian Syafitri, Bumigora University, Indonesia

Publicity & Public Relation Co-Chairs

Solikin, University of Bina Insani, Indonesia

Hanny Hikmayanti Handayani, University of Buana Perjuangan Karawang, Indonesia

Yuhandri, University of Putra Indonesia YPTK Padang, Indonesia

Technical Program Committee (TPC) Chair

Achmad Nizar Hidayanto, Universitas of Indonesia, Indonesia

Husni Teja Sukmana, UIN Syarif Hidayatullah Jakarta, Indonesia

Suryono, University of Diponegoro, Indonesia

Muhammad Zarlis, University of North Sumatera, Indonesia

Organizing Committee Co-Chairs

SY Yuliani, Widyatama University, Indonesia

Doni Purnama Alamsyah, Binus Univesity, Indonesia

Web Development

Dewi Khairani, UIN Syarif Hidayatullah Jakarta, Indonesia

Deden Wahiddin, University of Buana Perjuangan Karawang, Indonesia

Multimedia Committee

Achmad Rifai, STMIK Nusa Mandiri

Deni Gunawan, Universitas Bina Sarana Informatika

Roby Aziz Zuama, Universitas Bina Sarana Informatika

Syaifur Rahmatullah, STMIK Nusa Mandiri

Achmad Baroqah Pohan, Universitas Bina Sarana Informatika

TPC MEMBER

Aang Subiyakto, UIN Syarif Hidayatullah Jakarta, Indonesia
Abdul Wahab Abdul Rahman, International Islamic University Malaysia
Abdullah Alkalbani University of Buraimi, Sultanate of Oman
Achmad Benny Mutiara, Guadarma University, Indonesia
Achmad Nizar Hidayanto, Universitas Indonesia, Indonesia
Adamu Ibrahim, International Islamic University Malaysia, Malaysia
Agus Buono, Bogor Agricultural University, Indonesia
Agus Hardjoko, Gajah Mada University, Indonesia
Ahmad Nurul Fajar, Bina Nusantara University, Indonesia
Ahmad Zeki, Bahrain University, Bahrain
Akram M. Zeki, International Islamic University Malaysia, Malaysia
Alamin Mansouri, Universite de Bourgogne, France
Amil Ahmad Ilham, Hasanudin University, Indonesia
Anton Satria Prabuwono, King Abdul Azziz University, Saudi Arabia
Andree E. Widjaya, Pelita Harapan University, Indonesia
Aries Susanto, UIN Syarif Hidayatullah Jakarta, Indonesia
Asep Juarna, Gunadarma University, Indonesia
Ayu Purwarianti, Bandung Institute of Technology, Indonesia
Bharanidharan Shanmugam, University of Darwin, Australia
Dedi Iskandar Inan, University of Technology, Sydney
Dedy Syamsuar, Universitas Bina Darma, Indonesia
Didi Rosiyadi, Indonesian Institute of Science, Indonesia
Doni Purnama Alamsyah, Bina Nusantara, Indonesia
Dwiza Riana, STMIK Nusa Mandiri, Indonesia
Cecilia Nugraheni, Parahyangan Catholic University, Indonesia
Christophoros Nikou, University of Ioannina, Greece
Darmawan Napitupulu, University of Indonesia, Indonesia
Edi Surya Negara, Universitas Bina Darma, Indonesia
Eko Kuswardono Budiardjo, University of Indonesia, Indonesia
Eri Prasetyo Wibowo, Gunadarma University, Indonesia
Ernastuti, Gunadarma University, Indonesia
Evizal Abdul Kadir, Universitas Islam Riau, Indonesia
Frederic Ezerman, Nanyang Technological University, Singapore
Fredy Purnomo, Binus University, Indonesia
H. Dawid, Universitaet Bielefeld, Germany
Henderi, Universitas Raharja, Indonesia
Heru Suhartanto, University of Indonesia, Indonesia
Husni Teja Sukmana, UIN Syarif Hidayatullah Jakarta, Indonesia
Indra Budi, University of Indonesia
Ismail Khalil, Johannes Kepler University, Linz, Austria
Joko Santoso, University of Atma Jaya Jogjakarta, Indonesia
Kridanto Surendro, Bandung Institute of Technology, Indonesia
Lintang Yuniar Banowosari, Gunadarma University, Indonesia
Lukito Edi Nugroho, Gajah Mada University, Indonesia
Leon Andretti Abdillah, Bina Darma University
Media Anugrah Ayu, Sampoerna University, Indonesia
Meyliana, Bina Nusantara University, Indonesia
Michel Paindavoine, Burgundy University, France
Moedjiono, Budi Luhur University, Indonesia

Mohammad Essaaidi, Chair of IEEE Morocco Section, Morocco
Mohammad Iqbal, Universite de Bourgogne and Gunadarma University Indonesia
Muhammad Izman Herdiansyah, Universitas Bina Darma, Indonesia
Muhammad Qomarul Huda, UIN Syarif Hidayatullah Jakarta, Indonesia
Mohammad Syafrullah, Universitas Budi Luhur Jakarta, Indonesia
Muhammad Zarlis, University of Sumatera Utara, Indonesia
Murni Mahmud , International Islamic University Malaysia, Malaysia
Naufal M. Saad, Universiti Teknologi Petronas, Malaysia
Nashrul Hakim, Universitas Islam Negeri Syarif Hidayatullah Jakarta, Indonesia
Normaziah Azis, International Islamic University Malaysia, Malaysia
Norshida Mohammad, Prince University, Saudi Arabia
Nurhayati, UIN Syarif Hidayatullah Jakarta, Indonesia
Okfalisa, Aptikom
Paulus Insap Santosa, Gajah Mada University, Indonesia
Prihandoko, Gunadarma University, Indonesia
Rahmadya Handayanto, Universitas Islam 45, Indonesia
Retantyo Wardoyo, Gadjah Mada University, Indonesia
Rila Mandala, Bandung Institute of Technology, Indonesia
Rizal Munadi, Syah Kuala University, Indonesia
Robby Kurniawan Harahap, Gunadarma University, Indonesia
Sabir Jacquir, Universite de Bourgogne, France
Said Hasibuan, IBI Darmajaya, Indonesia
Salwani BTE Mohd Daud, Universiti Teknologi Malaysia, Malaysia
Sandy Kosasi, STMIK Pontianak, Indonesia
Sarif Madenda, Gunadarma University, Indonesia
Sardjoeni Moedjiono, Universitas Budi Luhur, Indonesia
Shelvie Neyman, Institut Pertanian Bogor, Indonesia
Sunny Arief, STMIK Jakarta STI&K, Indonesia
Supriyanto, Gunadarma University, Indonesia
Suryono, Diponegoro University, Indonesia
Syafuddin, STIE Sebelas April, Indonesia
Teddy Mantoro, Sampoerna University, Indonesia
Tole Sutikno, Ahmad Dahlan University, Indonesia
Tri Handhika, Gunadarma University, Indonesia
Tri Kuntora Priyambodo, Gadjah Mada University, Indonesia
Tubagus Maulana Kusuma, Gunadarma University, Indonesia
Untung Rahardja, Universitas Raharja, Indonesia
Vincent Vajnovzski, Universite de Bourgogne, France
Waralak Siricharoen, University of the Thai Chamber of Commerce, Thailand
Wendi Usino, Budi Luhur University, Indonesia
Widya Cholil, Universitas Bina Darma, Indonesia
Wisnu Jatmiko, University of Indonesia, Indonesia
Youssef Zaz, Abdelmalek Essaadi University, Morocco
Yugo Isal, University of Indonesia, Indonesia
Yusuf Durachman, UIN Syarif Hidayatullah Jakarta, Indonesia
Yusuf Yudi Prayudi, Universitas Islam Indonesia, Yogyakarta, Indonesia
Yana Aditia Gerhana, UIN Sunan Gunung Djati Bandung
Zainal A. Hasibuan, Universitas Dian Nuswantoro, Indonesia

THE REVIEWER OF ICIC 2020

Achmad Nizar Hidayanto, University of Indonesia

Retantyo Wardoyo, Universitas Gadjah Mada

Yusuf Durachman, Syarif Hidayatullah State Islamic University Jakarta

Didi Rosiyadi, Indonesian Institute of Sciences

Husni Teja Sukmana, Syarif Hidayatullah State Islamic University Jakarta

Bambang Krismono, Bumigora University

Joko Santoso, University of Atma Jaya Yogyakarta

Budi Irmawati, Nara Institute Science of Technology

Leon Andretti Abdillah, Bina Darma University

Dwiza Riana, STMIK Nusa Mandiri

Doni Purnama Alamsyah, Bina Nusantara University

Dian Syafitri, Bumigora University

Ismail Khalil, Johannes Kepler University, Linz, Austria

Eri Prasetyo, Gunadarma University

Rahmadya Handayanto, Universitas Islam 45

Aries Susanto, Syarif Hidayatullah State Islamic University Jakarta

Yana Aditia Gerhana, UIN Sunan Gunung Djati Bandung

Indra Budi, University of Indonesia

Widya Cholil, Universitas Bina Darma

Dedy Syamsuar, Universitas Bina Darma

Mohammad Syafrullah, Universitas Budi Luhur

Untung Rahardja, Universitas Raharja

Amil Ahmad Ilham, Hasanuddin University

Ahmad Nurul Fajar, Bina Nusantara University

Norhaslinda Kamaruddin, MARA University of Technology, Malaysia

Andrew Tanny Liem, Universitas Klabat

Syaifuddin Dr., STIE Sebelas April

Achmad Benny Mutiara, Gunadarma University
Muhammad Izman Herdiansyah, Universitas Bina Darma
Said Hasibuan, IBI Darmajaya
Robby Kurniawan Harahap, Gunadarma University
Lintang Yuniar Banowosari, Gunadarma University
Meyliana Meyliana, Bina Nusantara University
Edi Surya Negara, Universitas Bina Darma
Henderi Henderi, Universitas Raharja
Tri Handhika, Gunadarma University
Abdullah Alkalbani University of Buraimi, Sultanate of Oman
Bharanidharan Shanmugam, University of Darwin, Australia
Mohammad Iqbal, Universite de Bourgogne, France
Sunny Arief, STMIK Jakarta STI&K
Ernastuti, Gunadarma University
Prihandoko Prihandoko, Universitas Gunadarma
Sandy Kosasi, STMIK Pontianak
Taqwa Hariguna, STMIK AMIKOM Purwokerto
Dedi Iskandar Inan, University of Technology, Sydney
Sarif Madenda, Gunadarma University
Cecilia Nugraheni, Parahyangan Catholic University
Andree E. Widjaja, Universitas Pelita Harapan
Okfalisa Okfalisa, UIN Suska, Riau
Rizal Munadi, Syiah Kuala University
Nashrul Hakiem, Universitas Islam Negeri Syarif Hidayatullah
Sardjoeni Moedjiono, Universitas Budi Luhur
Paulus Insap Santosa, Gadjah Mada University
Darmawan Napitupulu, University of Indonesia
Muhammad Yusuf, University of Trunojoyo, Madura
Tri Kuntoro Priyambodo, Universitas Gadjah Mada
M. Agni Catur Bhakti, Sampoerna University

Tubagus Maulana, Universitas Gunadarma

Mochamad Wahyudi, BSI University

Friska Natalia, Universitas Multimedia Nusantara

Wendi Usino, Universitas Budi Luhur

Dyah Susilowati, Universitas Bumigora

TABLE OF CONTENT

TABLE OF CONTENT	3
WELCOME MESSAGE FROM HEAD OF APTIKOM	1
MESSAGE FROM THE GENERAL CHAIR	2
THE COMMITTEE OF ICIC 2020	3
KEYNOTE SPEAKERS	6
ABDUL WAHAB BIN ABDUL RAHMAN	6
DWI HENDRATMO WIDYANTORO.....	6
KEYNOTES ABSTRACT	7
ABDUL WAHAB BIN ABDUL RAHMAN	7
DWI HENDRATMO WIDYANTORO.....	7
PROGRAM STRUCTURES	8
TUESDAY, NOVEMBER 3 RD , 2020.....	8
WEDNESDAY, NOVEMBER 4 TH , 2020.....	9
PRESENTATION SCHEDULE	10
DAY 1, TUESDAY, NOVEMBER 3 RD , 2020 – TRACK 1.....	10
DAY 1, TUESDAY, NOVEMBER 3 RD , 2020 – TRACK 2.....	11
DAY 1, TUESDAY, NOVEMBER 3 RD , 2020 – TRACK 3.....	12
DAY 1, TUESDAY, NOVEMBER 3 RD , 2020 – TRACK 4.....	13
DAY 1, TUESDAY, NOVEMBER 3 RD , 2020 – TRACK 5.....	14
DAY 2, WEDNESDAY, NOVEMBER 4 TH , 2020 - TRACK 1	15
DAY 2, WEDNESDAY, NOVEMBER 4 TH , 2020 – TRACK 2.....	16
DAY 2, WEDNESDAY, NOVEMBER 4 TH , 2020 – TRACK 3.....	17
DAY 2, WEDNESDAY, NOVEMBER 4 TH , 2020 – TRACK 4.....	18
DAY 2, WEDNESDAY, NOVEMBER 4 TH , 2020 – TRACK 5.....	19
PARTICIPANT GUIDELINES	20
PRESENTER.....	20
ATTENDEE	20
ABSTRACT PAPERS	21
3 Energy Efficient Routing Protocol AOMDV on MANET (Mobile Ad-Hoc Network) with Malicious Node....	21
4 City Health Prediction Model Using Random Forest Classification Method.....	22
5 Segmentation for embryonated Egg Images Detection using the K-means Algorithm in Image Processing.....	23
6 Minimizing Toll Payment Queue using GPS-Based Mobile Applications	24
7 An Evaluation of Internet Addiction Test (IAT)	25
15 Case-Based Reasoning System to Determine the Types of Fish Farming Based on Water Quality	26
19 Design and Implementation of Work Training Certificate Verification Based on Public Blockchain Platform.....	27
22 Study and Research on the Identification of the Leaves of Indonesian Herbal Medicines Using Manhattan Distance and Neural Network Algorithms.....	28
23 The Best Classification Algorithm for Identification Beef Quality Based on Marbling.....	29
24 Sentiment Analysis of Indonesian Movie Trailer on YouTube Using Delta TF-IDF and SVM.....	30
25 Health Information Adoption Influencing Factors in Social Online Community	31
26 Does System based on Artificial Intelligence need Software Engineering Method? Systematic Review ..	32
31 An Improvement of Led Lighting System Accuracy with Voltage Control System	33

32	<i>Webqual and Importance Performance Analysis Method: The Evaluation of Tegal City's Public Service Information System Web Quality</i>	34
34	<i>Mobile-based Smart District Holistic Values And Social Dimensions: a Citizen-centric Perspective</i>	35
36	<i>Modeling and Analysis of Three Phase Active Power Filter Integrated Photovoltaic as a Reactive Power Compensator Using the Simulink Matlab Tool</i>	36
39	<i>Improving Indoor Positioning Systems Accuracy in Closed Buildings with Kalman Filter</i>	37
40	<i>Weighted Majority Voting by Statistical Performance Analysis on Ensemble Multiclassifier</i>	38
43	<i>Unveiling Purchase Intention for .id Domain using e-WOM Adoption on Social Media</i>	39
44	<i>Examining GOJEK Drivers' Loyalty: The Influence of GOJEK's Partnership Mechanism and Service Quality</i>	40
46	<i>Design of a Robot to Control Agricultural Soil Conditions using ESP-NOW Protocol</i>	41
47	<i>Basic Knowledge Construction Technique to Reduce The Volume of Low-Dimensional Big Data</i>	42
48	<i>Detection of Fingerprint Authenticity Based on Deep Learning Using Image Pixel Value</i>	43
49	<i>The Antecedents of Trust and Their Influence on M-Health Adoption</i>	44
51	<i>Detection and Simulation of Vacant Parking Lot Space Using EAST Algorithm and Haar Cascade</i>	45
54	<i>Classification of Rice Leaf using Fuzzy Logic and Hue Saturation Value (HSV) to Determine Fertilizer Dosage</i>	46
55	<i>The effect of the perceived mobility and the provider reputation towards the usage continuance of the personal cloud storage</i>	47
57	<i>Double Layered Text Encryption using Beaufort and Hill Cipher Techniques</i>	48
58	<i>Detection of Blackhole Attack in Wireless Sensor Network Using Enhanced Check Agent</i>	49
59	<i>Trust and Distrust: The Antecedents of Intention to Donate in Digital Donation Platform</i>	50
60	<i>Rocky Roads towards Smart Tourism: A Multi- Dimensional Challenges Review</i>	51
67	<i>Retrieval Information Using Generalized Vector Space Models And Sentiment Analysis Using Naive Bayes Classifier For Evaluation Of Lecturers By Students</i>	52
73	<i>Chest X-Ray Image Analysis to Augment the Decision Making in Diagnosing Pneumonia using Convolutional Neural Networks Algorithm</i>	53
74	<i>Gamification of the Lecturer Career Promotion System with a Recommender System</i>	54
75	<i>Comparison of Migration Approaches of ICN/NDN on IP Networks</i>	55
76	<i>Converging Artificial Intelligence and Blockchain Technology using Oracle Contract in Ethereum Blockchain Platform</i>	56
79	<i>Area of Mangrove Forests Calculated by Color Image Segmentation Using k-Means Clustering and Region Growing</i>	57
83	<i>Educating Farmers Using Participatory Rural Appraisal Construct</i>	58
86	<i>Factors Influencing of Online Forums Effectiveness as Knowledge Sharing Media in Increasing Knowledge and Cooking Performance</i>	59
89	<i>A hybrid Approach with Balanced Score Card and Fuzzy Topsis Method for Identifying Critical Factors Affecting Smart Regency Development</i>	60
90	<i>The Importance of Bounding Box in Motion Detection</i>	61
91	<i>Socio Economic Perspective: Mitigate Covid-19 Impact on Education</i>	62
94	<i>Big Data Integration Design for General Election in Indonesia</i>	63
95	<i>Optimization Of K-Nn Classification In Human Gait Recognition</i>	64
96	<i>Taekwondo Sports Test and Training Data Management Using Blockchain</i>	65
97	<i>Data Mining for Student Assessment in e-Learning: A Survey</i>	66
98	<i>Adoption of upcoming blockchain revolution in higher education: its potential in validating certificates</i>	67
99	<i>Blockchain Family Deed Certificate for Privacy and Data Security</i>	68
102	<i>The Determinant Factors in Utilizing Electronic Signature Using the TAM and TOE Framework</i>	69
104	<i>Predicting the Selling Price of Cars Using Business Intelligence with the Feed-forward Backpropagation Algorithms</i>	70
105	<i>Drivers and Barriers to IT Service Management Adoption in Indonesian Start-up Based on the Diffusion of Innovation Theory</i>	71
106	<i>Managing Service Level for Academic Information System Help Desk for XYZ University Based on ITIL V3 Framework</i>	72
110	<i>Sentiment Analysis and Topic Detection of Mobile Banking Application Review</i>	73
115	<i>Deep Learning for Assessing Unhealthy Lettuce Hydroponic Using Convolutional Neural Network based on Faster R-CNN with Inception V2</i>	74

116	<i>Knowledge Management System Design of the Security Command Center in A Financial and Banking Company with Contingency Factors and Sprint Design Methodology</i>	75
118	<i>Investigating the Impact of System and Service Qualities on Customer Loyalty in Acceptance of E-Marketplace</i>	76
127	<i>Data Mining Classification Approach To Predict The Duration Of Contraceptive Use</i>	77
128	<i>Design of Disaster Recovery Plan: State University in Indonesia</i>	78
129	<i>Analysis of User Reviews for the PeduliLindungi Application on Google Play Using the Support Vector Machine and Naive Bayes Algorithm Based on Particle Swarm Optimization</i>	79
130	<i>Competency Evaluation of Project Manager Performance in a Network Construction Projects</i>	80
131	<i>Developing Quality Metric in Controlling the Project Task</i>	81
135	<i>Data Analytics of Students' Profiles and Activities in a Full Online Learning Context</i>	82
137	<i>Factors Influencing User Intention in Opening Personal Data on Social Media</i>	83
138	<i>Ontology-based Approach for Dynamic E-Learning Personalization</i>	84
139	<i>Implementation The Convolutional Neural Network Method For Classification The Draw-A-Person Test</i>	85
140	<i>Implementation Of Convolutional Neural Network Method For Classification Of Baum Test</i>	86
144	<i>Maturity grading of oil palm fresh fruit bunches based on a machine learning approach</i>	87
145	<i>Measurement of Information Security Awareness Level: A Case Study of Mobile Banking (M-Banking) Users</i>	88
146	<i>Mobile-based Fish Quality Detection System Using K-Nearest Neighbours Method</i>	89
147	<i>Developing Name Entity Recognition for Structured and Unstructured Text Formatting Dataset</i>	90
148	<i>Foreign Exchange Prediction using CEEMDAN and Improved FA-LSTM</i>	91
154	<i>Human Activity Recognition using Reduced Kernel Extreme Learning Machine for Body Weight Management</i>	92
157	<i>Prediction Of Student Graduation With Naive Bayes Algorithm</i>	93
158	<i>Purchasing New Smartphones among University Students: The Role of Domain-Specific Innovativeness (DSI) and Technology Product Characteristics</i>	94
160	<i>Task Design for Indonesian Cultural Heritage Data Collection with Crowdsourcing</i>	95
161	<i>Speech Emotion Recognition on Indonesian YouTube Web Series Using Deep Learning Approach</i>	96
162	<i>Learning Optimization Using Genetic Algorithm in Post-Stroke EEG Signal Classification</i>	97
166	<i>What do affect customers to use mobile payment continually? A Systematic Literature Review</i>	98
168	<i>The Crowdsourcing Method to Normalize "Bahasa Alay", a Case of Indonesian Corpus</i>	99
172	<i>Gabor Filter Methods to Analyze the Influence of Geographic Distance and Folk Song in Java Indonesia</i>	100
175	<i>Diagnosis of Feline Skin Disease Using C4.5 Algorithm</i>	101
177	<i>Affordable Mobile Virtual Reality Earthquake Simulation</i>	102
178	<i>Aspect Oriented Programming Approach for Variability Feature Implementation in Software Product Line Engineering</i>	103
181	<i>Deep Neural Network Method to Classify Empon-Empon Herb Based on E-Nose</i>	104
183	<i>Survey of Data Mining Techniques for Intrusion Detection Systems</i>	105
185	<i>Indonesian Tweets Hate Speech Target Classification using Machine Learning</i>	106
186	<i>Usability Evaluation and User Interface Design of University Staffing Information System</i>	107
189	<i>Dew Computing: Concept and Its Implementation Strategy</i>	108
190	<i>Decision Support System For Student Scholarship Recipients Using Simple Additive Weighting Method with Sensitivity Analysis</i>	109
191	<i>Improving the Quality of AES S-box by Modifications Irreducible Polynomial and Affine Matrix</i>	110
193	<i>Factors Affecting Acceptance of E-marketplace Based On Hybrid Model of Modified TAM-TRI</i>	111
195	<i>A Model of Requirements Engineering on Agriculture Mobile Learning System Using Goal- Oriented Approach</i>	112
196	<i>Finding Preeminence: A Systematic Literature Review of e-Service Success Factors</i>	113
198	<i>Information Security Risk Management Planning of Digital Certificate Management Case Study: Balai Sertifikasi Elektronik</i>	114
200	<i>PenalViz: A Web-Based Visualization Tool for The Indonesian Penal Code</i>	115
206	<i>A Comparison of Supervised Text Classification and Resampling Techniques for User Feedback in Bahasa Indonesia</i>	116
213	<i>Conceptualizing Smart Government Implementation in Smart City Context: A Systematic Review</i>	117

214 Augmented Reality Development for Supporting Cultural Education Role in SMB II Museum During Covid-19 Pandemic	118
218 Driving Simulator Software for Evaluation of Safety Driving.....	119
221 Twitter Scrapping for Profiling Education Staff	120
223 Decision Support System with Fuzzy Multi-Attribute Decision Making (FMADM) and Simple Additive Weighting (SAW) In Laptop Vendor Selection	121
224 News Sentiment Analysis in Forex Trading Using R-CNN on Deep Recurrent Q-Network	122
227 Framework With An Approach To The User As An Evaluation For The Recommender Systems	123
228 Combination of LSTM and CNN for Article-Level Propaganda Detection in News Articles.....	124
229 Analysis of Higher Education Performance Measurement Using Academic Scorecard and Analytical Hierarchy Process	125
231 Learning Progress Modeling for Monitoring Student	126
232 Indonesia's News Topic Discussion about Covid-19 Outbreak using Latent Dirichlet Allocation.....	127
233 Improving Value-Based E-Government Towards the Achievement of Smart Government	128
234 The Facial Emotion Recognition (FER-2013) Dataset for Prediction System of Micro-Expressions Face Using the Convolutional Neural Network (CNN) Algorithm based Raspberry Pi	129
235 IT Implementation of Customer Relationship Management	130
236 Mapping fMRI voxel activations to CNN feature space for ease of categorization	131
238 GIS-Based MCDM for Central Business Suitability in a Small City.....	132
240 Support Vector Machine And Neural Network Algorithm Approach to Classifying Facial Expression Recognition.....	133
243 Research Spectrum Framework in the Field of Educational Technology	134
244 Portrait of Higher Education in the Covid-19 Period in a Digital Literacy Perspective: A Reflection on the Online Lecture Process Experience	135
INFORMATION CONTACT	136
AFFILIATED JOURNAL AND PUBLISHERS.....	137

146 Mobile-based Fish Quality Detection System Using K-Nearest Neighbours Method

Suhadi Suhadi
Informatics Engineering
STMIK Bani Saleh Bekasi,
Indonesia 17113
hadims7Indl@gmail.com

Prima Dina Atika
Informatics Engineering
Universitas Bhayangkara Jakarta
Raya Bekasi, Indonesia 17121
prima.dina@dsn.ubharajaya.ac.id

Sugiyatno Sugiyatno
Informatics Engineering
Universitas Bhayangkara Jakarta
Raya Bekasi, Indonesia 17121
sugiyatno@dsn.ubharajaya.ac.id

Ahmad Panogari
Informatics Engineering
STMIK Bani Saleh Bekasi,
Indonesia 17113
apans.p@gmail.com

Rahmadya Trias Handayanto
Computer Engineering
Universitas Islam 45 Bekasi
Bekasi, Indonesia 17113
rahmadya.trias@gmail.com

Herlawati Herlawati
Informatics Engineering
Universitas Bhayangkara Jakarta
Raya Bekasi, Indonesia 17121
herlawati@ubharajaya.ac.id

Abstract—Mujair fish (*Oreochromis Mossambicus*) is a popular consumption fish in Indonesia. The fish is a freshwater fish found in rivers, ponds, and lakes, with salinity of less than 0.05% for breed. Mujair fish is widely consumed by the public as a cheap and tasty fish that are often found in traditional markets or modern markets. The fish is often sold in a fresh condition (fresh) as well as through the process of freezing (frozen). However, consumers sometimes do not fully know the information about the fish condition. Too long storage process causes the physical changes of the fish into blurry eyes, colors tend to fade, soft fish meat texture, and unpleasant smell. In this research, the process to visualize fresh fish images (suitable for consumption) and not fresh (not suitable for consumption) can be detected using K-Nearest Neighbor (K-NN) using a Smartphone. The purpose of this study is to determine the results of the calculation accuracy using the K-Nearest Neighbor (K-NN) Algorithm with the method of digital image processing of Mujair fish, so consumers can choose whether the fish is suitable for consumption or not, using a smartphone as visualization that also can be implemented as additional facility in online shop.

Keywords— image processing, K-Nearest Neighbor, online shop, android application

2020 Fifth International Conference on Informatics and Computing (ICIC)

Copyright ©2020 by the Institute of Electrical and Electronics Engineers, Inc. All rights reserved.

Copyright and Reprint Permission

Abstracting is permitted with credit to the source. Libraries are permitted to photocopy beyond the limit of U.S. copyright law, for private use of patrons, those articles in this volume that carry a code at the bottom of the first page, provided that the per-copy fee indicated in the code is paid through the Copyright Clearance Center, 222 Rosewood Drive, Danvers, MA 01923.

Other copying, reprint, or reproduction requests should be addressed to IEEE Copyrights Manager, IEEE Service Center, 445 Hoes Lane, P.O. Box 1331, Piscataway, NJ 08855-1331.

Media Type Requested	Part Number	ISBN
XPLORE COMPLIANT	CFP20G52-ART	978-1-7281-8047-2
USB	CFP20G52-USB	978-1-7281-8046-5

Additional copies of this publication are available from

Curran Associates, Inc.

57 Morehouse Lane

Red Hook, NY 12571 USA

+1 845 758 0400

+1 845 758 2633 (FAX)

Mobile-based Fish Quality Detection System Using K-Nearest Neighbors Method

ORIGINALITY REPORT

30%
SIMILARITY INDEX

30%
INTERNET SOURCES

0%
PUBLICATIONS

%
STUDENT PAPERS

PRIMARY SOURCES

1 repository.unika.ac.id
Internet Source

30%

Exclude quotes On

Exclude matches Off

Exclude bibliography On

Bukti dokumen kegiatan 2

2020 Fifth International Conference on Informatics and Computing (ICIC)

ieeexplore.ieee.org/abstract/document/9288544/keywords#keywords

Suhadi Suhadi ; Prima Dina Atika ; Sugiyatno Sugiyatno ; Ahmad Panogari ; Rahmadya Trias Handayanto ; Herlawati Herlawati [All Authors](#)

6
Full
Text Views



Abstract

Document Sections

- I. Introduction
- II. Research Methodology
- III. Result and Discussion
- IV. Conclusion

Authors

Figures

References

Keywords

Metrics

Abstract:

Mujair fish (*Oreochromis Mossambicus*) is a popular consumption fish in Indonesia. The fish is a freshwater fish found in rivers, ponds, and lakes, with a salinity of less than 0.05% for the breed. Mujair fish is widely consumed by the public as a cheap and tasty fish that is often found in traditional markets or modern markets. The fish is often sold in a fresh condition (fresh) as well as through the process of freezing (frozen). However, consumers sometimes do not fully know the information about the fish condition. Too long storage process causes the physical changes of the fish into blurry eyes, colors tend to fade, soft fish meat texture, and unpleasant smell. In this research, the process to visualize fresh fish images (suitable for consumption) and not fresh (not suitable for consumption) can be detected using K-Nearest Neighbor (K-NN) using a Smartphone. The purpose of this study is to determine the results of the calculation accuracy using the K-Nearest Neighbor (K-NN) Algorithm with the method of digital image processing of Mujair fish, so consumers can choose whether the fish is suitable for consumption or not, using a smartphone as a visualization that also can be implemented as an additional facility in an online shop.

Published in: 2020 Fifth International Conference on Informatics and Computing (ICIC)

Date of Conference: 3-4 Nov. 2020

DOI: 10.1109/ICIC50835.2020.9288544

Date Added to IEEE Xplore: 24 December 2020

Publisher: IEEE

► ISBN Information:

Conference Location: Gorontalo, Indonesia, Indonesia

See discussions, stats, and author profiles for this publication at: <https://www.researchgate.net/publication/347957685>

Mobile-based Fish Quality Detection System Using K-Nearest Neighbors Method

Conference Paper · November 2020

DOI: 10.1109/ICIC50835.2020.9288544

CITATIONS

8

READS

245

6 authors, including:



Suhadi Suhadi

Bani Saleh University

7 PUBLICATIONS 14 CITATIONS

[SEE PROFILE](#)



Prima Atika

Universitas Bhayangkara Jakarta Raya

39 PUBLICATIONS 78 CITATIONS

[SEE PROFILE](#)



Sugiyatno Sugiyatno

Universitas Bhayangkara Jakarta Raya

20 PUBLICATIONS 29 CITATIONS

[SEE PROFILE](#)



Ahmad Panogari

STMIK Bani Saleh

1 PUBLICATION 8 CITATIONS

[SEE PROFILE](#)

Mobile-based Fish Quality Detection System Using K-Nearest Neighbors Method

Suhadi Suhadi
Informatics Engineering
STMIK Bani Saleh
Bekasi, Indonesia 17113
hadims71ndl@gmail.com

Prima Dina Atika
Informatics Engineering
Universitas Bhayangkara Jakarta Raya
Bekasi, Indonesia 17121
prima.dina@dsn.ubharajaya.ac.id

Sugiyatno Sugiyatno
Informatics Engineering
Universitas Bhayangkara Jakarta Raya
Bekasi, Indonesia 17121
sugiyatno@dsn.ubharajaya.ac.id

Ahmad Panogari
Informatics Engineering
STMIK Bani Saleh
Bekasi, Indonesia 17113
apans.p@gmail.com

Rahmadya Trias Handayanto
Computer Engineering
Universitas Islam 45 Bekasi
Bekasi, Indonesia 17113
rahmadya.trias@gmail.com

Herlawati Herlawati
Informatics Engineering
Universitas Bhayangkara Jakarta Raya
Bekasi, Indonesia 17121
herlawati@ubharajaya.ac.id

Abstract—Mujair fish (*Oreochromis Mossambicus*) is a popular consumption fish in Indonesia. The fish is a freshwater fish found in rivers, ponds, and lakes, with salinity of less than 0.05% for breed. Mujair fish is widely consumed by the public as a cheap and tasty fish that are often found in traditional markets or modern markets. The fish is often sold in a fresh condition (fresh) as well as through the process of freezing (frozen). However, consumers sometimes do not fully know the information about the fish condition. Too long storage process causes the physical changes of the fish into blurry eyes, colors tend to fade, soft fish meat texture, and unpleasant smell. In this research, the process to visualize fresh fish images (suitable for consumption) and not fresh (not suitable for consumption) can be detected using K-Nearest Neighbor (K-NN) using a Smartphone. The purpose of this study is to determine the results of the calculation accuracy using the K-Nearest Neighbor (K-NN) Algorithm with the method of digital image processing of Mujair fish, so consumers can choose whether the fish is suitable for consumption or not, using a smartphone as visualization that also can be implemented as additional facility in online shop.

Keywords— *image processing, K-Nearest Neighbor, online shop, android application*

I. INTRODUCTION

Small and Medium Enterprise (SME) in Indonesia plays significant role for supporting the domestic economy [1]. Business process has been shifted from conventional markets to online shop from small industries, services, to household product [2]. However, the online shop problems related to the quality of product make the people trust decrease [3]. The study proposed a mobile-based application to detect the quality of product, as a case study, the Mujair fish quality based on the image capture.

Fish is supplied from fishermen, fisheries companies, and fisheries households. The fish should be sold at the places which are located at the local fishing port and after being auctioned, it will be distributed to markets, supermarkets or even to stalls around it. Such fishes can be seen with the naked eye (visually) in good condition or damaged.

Mujair fish is a type of freshwater fish commonly consumed by Indonesian people, the natural distribution of this fish in African waters and in Indonesia was first discovered at the Serang River, south coast of Blitar, East Java in 1939. Its scientific name is *Oreochromis mossambicus*, and

in English known as Mozambique tilapia, or Java tilapia. These fish are freshwater fish, namely fish that spend part or all of their life in fresh water, such as rivers and lakes, with a salinity of less than 0.05%, making it easy to cultivate them [7].

Previous study used the image processing-based to detect the fish disease [4]. After fish diagnostic through the microscope the disease can be identified. Then, the drug can be found for the treatment from two database (Pathogen DB and Drug DB). The processes consisted of preprocessing through principal component analysis (PCA), correlation matching statistically by pattern matching to the disease database and send the result to the farmers through their mobile phones.

Mobile device needs an efficient classification method, e.g. k-nearest neighbors [5], [6], support vector machine [7], neural network [8], [9], etc. The proposed application in this study used K-Nearest Neighbor (KNN) on Android-based mobile device. The main reason of KNN method use in the mobile device implementation is the fact that k-nearest neighbor method is the simplest method that only uses average distance calculation, without for example fuzzification, hierarchy, or other complex calculation found in other methods

The rest of the paper is organized as follows. After discussing the research methodology, the system is designed through the standard software engineering method. The system is tested to check the accuracy and the acceptance to the users.

II. RESEARCH METHODOLOGY

A. Image Processing

Before doing the image processing, a standard methodology was used as shown in Fig 1. It starts from problem definition, approach, development of mobile application, to public implementation, measure the accuracy and conclusion.

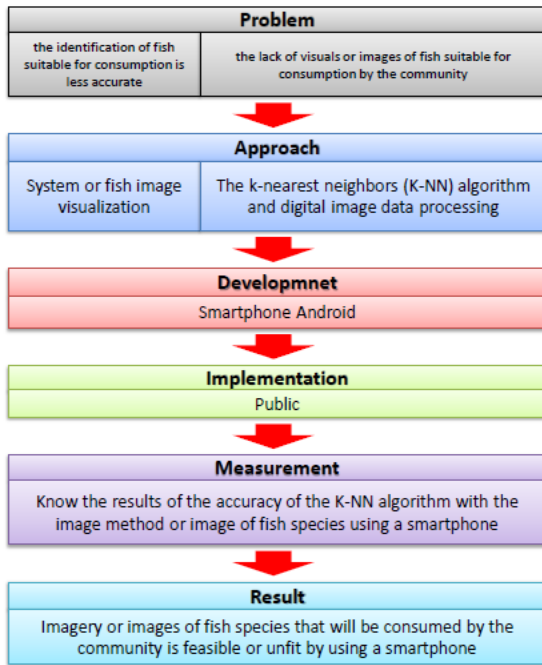


Fig. 1. Research Metodology

RGB (Red, Green, Blue) is an additive color model, where three beams of light are added together, by adding wavelengths, to create the final color. The RGB function is used to analyze the coverage of the fish eye being analyzed. This provide a value on the focus of the fish eye as shown in Fig 2.




Fig. 2. Eye Function Focus

Equation (1) – (5) shows the normalized RGB calculation:

$$\bar{X} = \sum_{n=1}^1 X_i \quad (1)$$

$$\bar{X}_y = \frac{\left[\frac{R_y + G_y + B_y}{3} \right]_2 + \left[\frac{R_y + G_y + B_y}{3} \right]_R}{2} \quad (2)$$

$$R_y = \left[\frac{(R_i + R_r)}{2} \right] \quad (3)$$

$$G_y = \left[\frac{(G_i + G_r)}{2} \right] \quad (4)$$

$$B_y = \left[\frac{(B_i + B_r)}{2} \right] \quad (5)$$

Variable R, G, B are red value, green value, and blue value, respectively with the standard value as shown in Table I.

TABLE I. RGB COLOR FUNCTION

Color	Nominal Range	White	Yellow	Oyan	Green	Magenta	Red	Blue	Black
R	0 to 255	255	255	0	0	255	255	0	0
G	0 to 255	255	255	255	255	0	0	0	0
B	0 to 255	255	0	255	255	255	0	255	0

RGB result values can be seen in Table II with membership functions for low and high range.

TABLE II. RGB RESULT VALUE

Method	Input	Range	
		Low	High
\bar{X}_{RGB}	Eye	89-122	104-136
	Gill	71-115	94-132
RGB_{EG}	Red eye	122-164	145-182
	Green eye	73-110	97-151
	Blue eye	60-98	89-116
	Red gill	87-142	126-172
	Green gill	85-118	61-107
	Blue gill	64-109	85-119

Table III shows the range value for low, medium, and high. This output range limit value makes the calculation simple with the membership function that is usually implemented in fuzzy method.

TABLE III. OUTPUT RANGE LIMIT VALUE

Output	Range
Low	0 - 0.4
Medium	0.2 - 0.8
High	0.6 - 1

Fish sample then analyzed for training data used for classification as shown in Table IV. The study used 25 fish sample with various class based on the fish day.

TABLE IV. RESULT TEST VALUE

Sample	Days				
	1	2	3	4	5
1	0.83	0.92	0.716	0.5	0.343
2	0.96	0.25	0.5	0.5	0.343
3	0.5	0.5	0.5	0.5	0.39
4	0.94	0	0.719	0.1	0.025
5	1	0.25	0.5	0.75	0.5
6	0.885	0.648	0.698	0.945	0.055
7	1	0.75	0.353	0.03	0.135
8	1	0.5	0.98	0.925	0.688
9	0.5	0.5	0.5	1	1
10	0.365	0.5	0.5	0.75	0.025
11	1	0.698	0.75	0.25	0.5
12	0.5	0.7	0.75	0.75	0.04
13	0.5	0.5	1	0.5	0.5
14	0.25	0.5	0.5	0.662	0.615
15	0.25	0.75	0.75	0.925	0.5
16	0.25	0.75	0.995	0.5	0.716
17	0.25	0.335	0.5	0.5	0.33
18	0.5	0.25	0.89	0.5	0.25
19	0.5	0.75	0.5	0.25	1
20	0.11	0.5	0.385	0.5	0.5
21	0	0.645	0.342	0.5	0.3

Sample	Days				
	1	2	3	4	5
22	0.679	0.64	0.745	0.662	0.92
23	0.75	0.95	0.666	0.25	0.338
24	0.61	0.89	0.653	0.925	0.615
25	0.5	0.5	0.5	0.5	0.37

The K-NN algorithm is a method for classifying objects based on learning data which is the closest distance to the object [10]. The formula for finding the K-NN algorithm is as shown in equation (6).

$$u(x, c_i) = \frac{\sum_{k=1}^K u(x_k, c_i) * d(x, x_k)^{\frac{-2}{(m-1)}}}{\sum_{k=1}^K d(x, x_k)^{\frac{-2}{(m-1)}}} \quad (6)$$

Where T is new case, S is cases in data store, n represents the attribute number in each case, I is individual attribute from 1 to n, f is similarity function of I attribute between case T and S, and w represents weight of attribute i.

Digital image is a two-dimensional image that can be displayed on a computer screen as a set/discrete digital values called pixels/picture elements. In a mathematical view, image is a continuous function of light intensity in a two-dimensional plane [11]. the formulas for finding a digital image are shown (7) – (11):

$$r = \frac{R}{R+G+B}, g = \frac{G}{R+G+B}, b = \frac{B}{R+G+B} \quad (7)$$

$$v = \max(r, g, b) \quad (8)$$

$$S = \begin{cases} 0, & \text{jika } V = 0 \\ 1 - \frac{\min(r, g, b)}{v}, & V > 0 \end{cases} \quad (9)$$

$$H = \begin{cases} 0, & \text{jika } S = 0 \\ \frac{60 * (g-b)}{S * V}, & \text{jika } V = r \\ 60 * \left[2 + \frac{b-r}{S * V} \right], & \text{jika } V = g \\ 60 * \left[4 + \frac{r-g}{S * V} \right], & \text{jika } V = b \end{cases} \quad (10)$$

$$H = H + 360 \text{ jika } H < 0 \quad (11)$$

Where each element in a digital image (meaning matrix element) is called an image element, picture element or pixel or mop. Therefore, an NM-sized image has a pixel NM. For example, suppose a unit is 256x256 pixels and is represented numerically by a matrix consisting of 256 rows (indexed from 0 to 255) and 256 columns (indexed from 0 to 255).

Adobe OpenCV (Open Computer Vision), is an API (Application Programming Interface) specifically designed to develop digital image processing and machine learning applications. There are many libraries and algorithms that have been provided by OpenCV such as face recognition, character recognition, object tracking, machine learning, object classification, tracking camera movements, extracting 3D models, etc. [12].

III. RESULT AND DISCUSSION

In this section, the testing process was discussed on the Mujair fish eye. The test aims to determine whether the calculations made can determine the digital image eye class (RGB) as indicated in Fig 3.

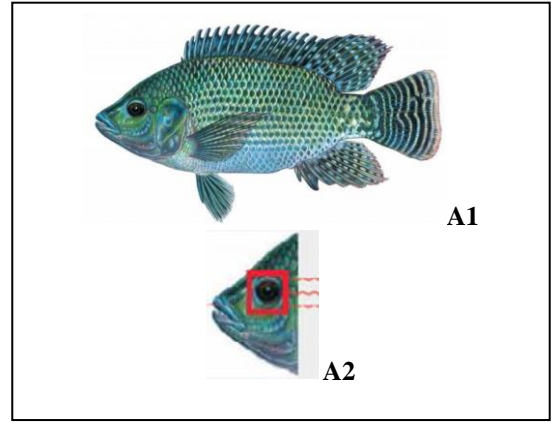


Fig. 3. Focusing eyes on fish

First, the proximity of the new case to A2 (fish eye) for the Red (R) register digital image is calculated if the following values are known: a) The weight of the category attribute proximity (fish eye) = 0, b) Category attribute weight = 0.8, c) Subcategory attribute proximity weight (focus Red) = 0, d) Subcategory attribute weight = 0.7, e) The weight of the proximity of the primary indication attribute (Green) = 0.7, f) The weight of the primary indication attribute = 0.6, g) The weight of the proximity of the secondary indication attribute (Blue) = 0, and h) The weight of the secondary indication attribute = 0.5. Therefore, the R distance can be calculated as follows:

$$Jarak = \frac{(a * b) + (c * d) + (e * f) + (g * h)}{b + d + f + h}$$

$$Jarak = \frac{(0.3 * 0.8) + (0 * 0.7) + (0 * 0.6) + (0 * 0.5)}{0.8 + 0.7 + 0.6 + 0.5}$$

$$Jarak = \frac{0}{2.6}$$

$$Jarak = 0.00$$

Second, the proximity of the new case to A2 (fish eye) for the digital image of Green (G) register is calculated if the following values are known: a) The weight of the category attribute proximity (fish eye) = 0, b) Category attribute weight = 0.8, c) Subcategory attribute proximity weight (focus Red) = 0, d) Subcategory attribute weight = 0.7, e) The weight of the proximity of the primary indication attribute (Green) = 0.7, f) The weight of the primary indication attribute = 0.6, g) The weight of the proximity of the secondary indication attribute (Blue) = 0, h) The weight of the secondary indication attribute = 0.5. Therefore, the G distance can be calculated as follow:

$$Jarak = \frac{(a * b) + (c * d) + (e * f) + (g * h)}{b + d + f + h}$$

$$Jarak = \frac{(0.3 * 0.8) + (0 * 0.7) + (0 * 0.6) + (0 * 0.5)}{0.8 + 0.7 + 0.6 + 0.5}$$

$$Jarak = \frac{0}{2.6}$$

$Jarak = 0.00$

Third, the proximity of the new case to A2 (fish eye) for the digital image of Blue (B) register is calculated if the following values are known: a) The weight of the category attribute proximity (fish eye) = 0, b) Category attribute weight = 0.8, c) Subcategory attribute proximity weight (focus Red) = 0, d) Subcategory attribute weight = 0.7, e) The weight of the proximity of the primary indication attribute (Green) = 0.7 f) The weight of the primary indication attribute = 0.6, g) The weight of the proximity of the secondary indication attribute (Blue) = 0, h) The weight of the secondary indication attribute = 0.5. Therefore, the B distance can be calculated as follow:

$$Jarak = \frac{(a * b) + (c * d) + (e * f) + (g * h)}{b + d + f + h}$$

$$Jarak = \frac{(0.3 * 0.8) + (0 * 0.7) + (0 * 0.6) + (0 * 0.5)}{0.8 + 0.7 + 0.6 + 0.5}$$

$$Jarak = \frac{0}{2.6}$$

$Jarak = 0.00$

The calculation shows the R, G, B distance values of zero, so the calculation can be known immediately. It means that the outer and inner eye circles are both close so that the value is absolute. And to see the sample tests that have been carried out in tests up to B1-B17, the results can be seen at Table V.

TABLE V. SAMPLE TEST VERIFICATION RESULT

No. Sampel	Hasil Verifikasi	Hasil	Nilai
B1	Fresh	Fresh	1
B2	Fresh	Fresh	1
B3	Fresh	Fresh	1
B4	Not Fresh	Not Fresh	0
B5	Fresh	Fresh	1
B6	Fresh	Fresh	1
B7	Fresh	Fresh	1
B8	Not Fresh	Not Fresh	0
B9	Fresh	Fresh	1
B10	Fresh	Fresh	1
B11	Fresh	Fresh	1
B12	Not Fresh	Not Fresh	0
B13	Fresh	Fresh	1
B15	Fresh	Fresh	1
B16	Not Fresh	Not Fresh	0
B17	Fresh	Fresh	1

Result showed the capability of the proposed system in calculating the Mujair quality based on the eye image. The KNN algorithm was used to process the image received. Fig 4 shows the classification of the proposed system through a mobile device.

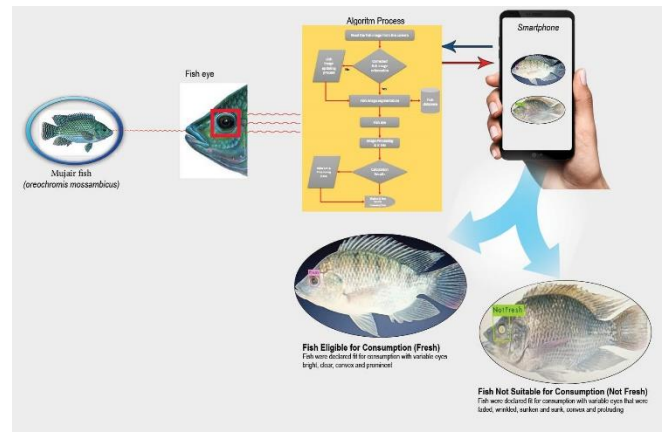


Fig. 4. Output Application Result

The technology used for the implementation is smartphone/mobile-based with the Android Studio programming language. Nowadays, the mobile device is the most acceptable for mobile activity. In particular, for the online shop that can help the consumers that do not have the knowledge regarding the quality of Mujair fish. Fig 5 shows the home screen of the propose mobile application.




Fig. 5. Result of Design of Fish Detection Application

Testing should be done for the fresh and not fresh Mujair fish. Fig 6 shows when the not fresh Mujair fish was detected.

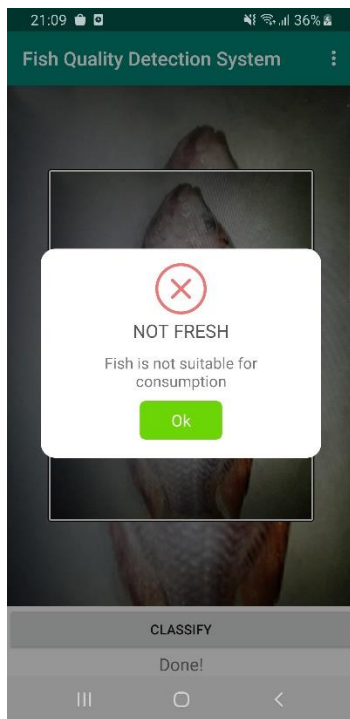


Fig. 6. The Results of the Design of Not Fresh Fish Detection Applications

When the application detected the fresh Mujair fish, it shows the notification. Some error appeared (20%) for ambiguous fish. Additional classes might be needed, instead of just fresh or not fresh fish.

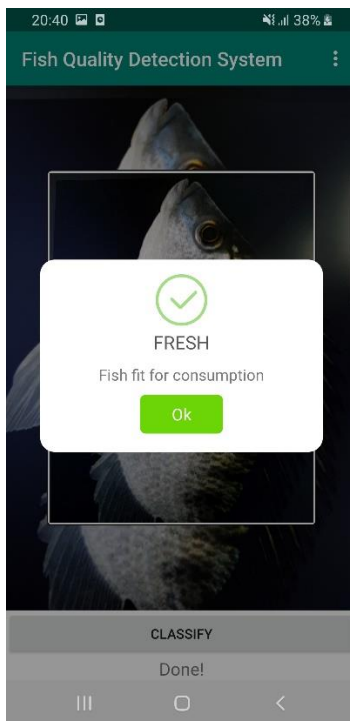


Fig. 7. The Results of the Design Fresh Fish Detection Applications.

A questionnaire was sent to the potential user to check the acceptability of the proposed mobile application. The good accuracy and the user friendly can be seen in Table VI.

TABLE VI. QUESTIONNAIRE AFTER SYSTEM IMPLEMENTATION.

No.	Questions	Percentage
1	Display communicative applications	90,7%
2	Ease of operation of the application	87,5%
3	Application is very helpful in fish detection	80,8%
4	How many times the fish detector has failed	20,%
5	Convenience of using the application as a whole	80,8%

IV. CONCLUSION

Consumers need a guidance in checking the condition of the product, especially the fresh product, for example a fish. Based on the results, the proposed mobile application shows the ability to classify the Mujair fish whether fresh or not fresh based on the eye image detection using the KNN method. The application, of course, can be added for other kind of fish as well as for other fresh product, e.g. vegetables and fruits as well as using other advanced method, e.g. machine learning and deep learning. It also can help the government to keep the consumers health.

REFERENCES

- [1] D. Herwanto and A. Suzianti, "Workplace Design Process at Indonesian Manufacturing SMEs," *IOP Conf. Ser. Mater. Sci. Eng.*, vol. 847, no. 1, 2020.
- [2] I. C. Wu and H. K. Yu, "Sequential analysis and clustering to investigate users' online shopping behaviors based on need-states," *Inf. Process. Manag.*, vol. 57, no. 6, p. 102323, 2020.
- [3] Rahmisyari, B. Aditi, T. A. Darajat, K. Kholik, and M. G. Saragih, "Privacy and security analysis of E-commerce on customer repurchase intention with trust as an intervening variable," *Int. J. Adv. Sci. Technol.*, vol. 29, no. 5 Special Issue, pp. 1578–1589, 2020.
- [4] J. S. Park, M. J. Oh, and S. Han, "Fish disease diagnosis system based on image processing of pathogens' microscopic images," *Proc. Front. Converg. Biosci. Inf. Technol. FBIT 2007*, pp. 878–883, 2007.
- [5] R. Amat, J. Y. Sari, and I. P. Ningrum, "Implementasi Metode Local Binary Patterns Untuk Pengenalan Pola Huruf Hiragana Dan Katakana Pada Smartphone," *JUTI J. Ilm. Teknol. Inf.*, vol. 15, no. 2, p. 152, 2017.
- [6] T. D. Susanto, *Sebuah Kajian Akademik Berdasarkan Dokumen Computing Curricula 2005 Computing sebagai sebuah Rumpun Ilmu*. 2005.
- [7] C.-Cortes, C.-Cortes, V.-Vapnik, and V.-Vapnik, "Support Vector Networks," *Mach. Learn.*, vol. 20, no. 3, pp. 273–297, 1995.
- [8] S. Rizam, F. Yasmin, A. Ihsan, and K. Shazana, "Non-destructive watermelon ripeness determination using image processing and artificial neural network (ANN)," *World Acad. Sci. Eng. Technol.*, vol. 38, pp. 542–546, 2009.

- [9] L. Fausett, *Fundamentals of Neural Networks: Architectures, Algorithms, and Applications*. USA: Prentice-Hall, Inc., 1994.
- [10] M. Han, Jiawei; Kamber, *Data Mining, Concept and Techniques*. San Francisco: Elsevier Inc., 2006.
- [11] R. C. Gonzalez and R. E. Woods, *Digital image processing*. Upper Saddle River, N.J.: Prentice Hall, 2008.
- [12] R. Shilkrot and D. M. Escrivá, *Mastering OpenCV 4 - Third Edition*. Packt Publishing, 2018.