

Decision Support System For Student Scholarship Recipients Using Simple Additive Weighting Method with Sensitivity Analysis

by Herlawati Herlawati

Submission date: 17-Aug-2024 06:50PM (UTC+0700)

Submission ID: 2433384514

File name: icic_aptikom_2020-DSS_for_student_-khasanah-herla.pdf (483.28K)

Word count: 3687

Character count: 18692

Decision Support System For Student Scholarship Recipients Using Simple Additive Weighting Method with Sensitivity Analysis

1st Fata Nidaul Khasanah ²⁶
Informatics Engineering
Universitas Bhayangkara Jakarta Raya
Bekasi, Indonesia 17121
fatanidaul@gmail.com

2nd Rahmadya Trias Handayanto ^{Computer}
Engineering
Universitas Islam 45 Bekasi
Bekasi, Indonesia 17113
rahmadya.trias@gmail.com

3rd Herlawati Herlawati ¹
Informatics Engineering
Universitas Bhayangkara Jakarta Raya
Bekasi, Indonesia 17121
herlawati@ubharajaya.ac.id

4th Djuni Thamrin ¹¹
Management
Universitas Bhayangkara Jakarta Raya
Bekasi, Indonesia 17121
djuni.thamrin@ubharajaya.ac.id

5th Prasajo Prasajo ¹
Communication Science
Universitas Bhayangkara Jakarta Raya
Bekasi, Indonesia 17121
prasajo@dsn.ubharajaya.ac.id

6th Erik Saut H Hutahaean ¹
Psychology
Universitas Bhayangkara Jakarta Raya
Bekasi, Indonesia 17121
erik.saut@dsn.ubharajaya.ac.id

Abstract — The scholarship recipients should ideally be given to the appropriate students. Many methods have been widely used to assist the school management in deciding the scholarship recipients. However, such methods do not provide additional information and other methods of comparison. The purpose of this research is to provide a systematic and objective scholarship selection recommendation system and using sensitivity analysis to compare the two decision support methods used, i.e. the Simple Additive Weighting and the Weighted Product methods. The Simple Additive Weighting method provides the highest assessment results, namely alternatives with a preference value of 13.27. The Weighted Product method provides the highest assessment results, namely alternatives with a preference value of 0.046. The results of the sensitivity analysis show that the total change value of the Simple Additive Weighting method was 6%, while in the Weighted Product method the total change value was 0.2%. Therefore, the sensitivity analysis showed that the Simple Additive Weighting method better than Weighted Product in determining the scholarship recipient recommendation because it has a greater total change value.

Keywords—scholarship recommendation system, simple additive weighting, sensitivity analysis, weighted product

I. INTRODUCTION

Scholarships are a form of a grant in the form of money given to students to be used for tuition fees and other costs [1]. Some countries provide scholarships, for example in Indonesia, every citizen has the right to receive instruction, which is stipulated in the 1945 Constitution Article 31 (1). The scholarship program has been carried out by every educational institution in Indonesia, from elementary school to middle and higher school level. For higher-level education, there are several types of scholarships offered, namely: (1) scholarships given to students who have increased learning achievement, and (2) scholarships given to underprivileged students.

The scholarship award should be given to the right person. However, in its implementation, scholarships are sometimes given to inappropriate ones, this is due to the large number of assessment criteria that need to be considered in the selection process and the number of assessment alternatives that need to be selected objectively by

considering the predetermined assessment criteria [2]. Such a selection process faces another problem i.e. there is no systematic and objective method. The selection process which is only carried out by comparing applicants' files with each other against the assessment criteria without any method allows for subjective assessments, errors in ordering or ranking, and the length of time required for the selection process. Therefore, a proper decision support system can be implemented for selection purposes.

A decision support method was proposed in providing the scholarship selection decision system is the Simple Additive Weighting (SAW) method and the Weighted Product (WP) method. The Simple Additive Weighting (SAW) method selects the best alternative from some candidates [2], [3]. The basic concept of this method is searching the weighted sum of the performance ratings in each alternative.

The efforts have been made to assist school for scholarship recipient recommendation using Simple Additive Weighting (SAW) [2], [4], [5]. Another method used a fuzzy-based system that showed rules or logic behind the system [6].

Some studies have compared the methods for scholarship recommendation system [3], [7], [8]. Other methods outperformed SAW, e.g. MCDM, TOPSIS, SMART, and other hybrids, only not more than 0.5% but the SAW method has a simple and fast characteristic [8], [9]. In the calculation process, the SAW method has a decision matrix normalization process (X) to a scale that can be compared with all available alternative values [10]. The Weighted Product method was also chosen as the selection method because it can determine the weight value of each attribute and with a ranking process, it will determine the student achievement according to the criteria. The weighted Product method is also considered more efficient because of the shorter time required for calculation [11].

In this study, the Simple Additive Weighting method and the Weighted Product method was used with an additional sensitivity analysis method. Sensitivity analysis is a process to determine the results of the comparison of decision support methods in problem-solving. This method will be used to find out how sensitive a method is if it is applied to solve a particular case. If a method has a high sensitivity

value, it should be appropriate to be chosen to solve the problem [12], [13].

The paper contributes to DSS for scholarship recommendations with the sensitivity analysis as consideration for a user to decide the scholarship recipients. Therefore, the user has good assurance for his/her decision.

The paper is organized as follows. The method section discusses SAW, weighted product methods, and sensitivity analysis. The result and discussion show the SAW and weighted product performance based on sensitivity analysis before the conclusion.

II. DATA AND METHOD

A. Data

Data was collected with five criteria. The candidates for scholarship recipients were represented as the alternatives. SAW and WP methods were used to rank the alternatives as well as their sensitivity value.

The data consist of five criteria, i.e. grade point academic (GPA), semester, dependent, organization, and award. Alternatives are a candidate for scholarship recipients to be calculated by the proposed system.

B. Simple Additive Weighting (SAW)

The basic concept of SAW is finding the weighted sum of the performance ratings in each alternative. Therefore, the SAW method is also called the weighted addition method. It uses a decision matrix-normalization process (X) to be a scale and compared with all available alternative values [10].

Simple Additive Weighting method has typical steps as follows: 1) determining alternatives, 2) determining the assessment criteria, 3) determining the weight of each criterion, 4) normalizing the matrix, 5) making a normalized matrix, 6) determining the ranking of each alternative until finally a decision is obtained [10].

In determining the normalization matrix, the assessment criteria used should be determined first as the profit or the cost criteria. If the assessment criteria used are benefits, then determining normalization uses the equation (1):

$$r = \frac{x_{ij}}{\max_j x_{ij}} \quad (1)$$

Where X is the matrix-normalization. Meanwhile, if the assessment criteria are the cost, the normalization matrix is calculated following the equation (2).

$$r = \frac{x_{ij}}{\min_j x_{ij}} \quad (2)$$

Variable r_{ij} represents the normalized performance rating of the alternative A_i in the C_j attribute with variable $i = 1, 2, 3, \dots, m$ and $j = 1, 2, 3, \dots, n$. Variable $\max_j x_{ij}$ represents the highest or maximum value of each row and column, $\min_j x_{ij}$ is the lowest or minimum value of each row and column, and x_{ij} represents the row and column of the matrix. After determining the normalization of the matrix, a normalized matrix is generated.

The final step is to determine the preference value determined according to the equation (3):

$$V_i = \sum w_j r_{ij} \quad (3)$$

Variable V_i , w_j , and r_{ij} represent the final value of the alternative, the weight of the predetermined criteria, and the value of the normalized matrix, respectively. The final result is calculated from the ranking process, i.e. by adding up the multiplication results between the normalized matrix and the weight vector. The best alternative is obtained based on the final preference score which has the highest value

C. Weighted Product (WP)

The study also used another method, The Weighted Product, which is a finite set of decision alternatives that are described in terms of several decision criteria. The basic concept of the Weighted Product method is to find the weighted multiplication of the performance rating for each alternative on all attributes that is also known as the weighted multiplication method [14].

The WP method has many stages, including 1) determining the alternative, 2) determining the assessment criteria, 3) determining the weight of each criterion, 4) normalizing the weight, 5) normalizing the matrix or determining the vector value S, 5) determining the vector V, 6) obtaining the decision result with the highest alternative value.

Weight normalization can be done by dividing the weight value by the total number of weights. The weight normalization calculation can be done using equation (4).

$$w_j = \frac{w_j}{\sum w_j} \quad (4)$$

Where w_j represents the weight of j criteria. Furthermore, to determine the vector S for objective criteria we rank the value of each criterion to the positive rank of each normalized weight result. Meanwhile, for the cost criteria, the vector S is determined by ranking the value of each criterion to the negative power of each normalized weight result. The calculation of the vector S can be done as in equation (5).

$$S_j = \prod w_j \quad (5)$$

The final stage in determining the preference value is determined by dividing the result of the vector S for each alternative with the total number of vectors S. Vector V can be calculated using equation (6).

$$V_j = \frac{S_j}{\sum S_j} \quad (6)$$

The chosen alternative is based on the highest value from the calculation of the weighted product method.

D. Sensitivity Analysis

Sensitivity analysis was used in this study to determine how sensitive is a method if it is applied to solve a particular case. If the sensitivity value is high, it shows a good result and the recommendation is appropriate. A high sensitivity value shows the more sensitive for each change in ranking, [12], [13]. The degree of sensitivity (S_j) can be determined through several steps, namely: 1) determining all attribute

weights $w_j = 1$ (initial weight), 2) changing the weight of one criterion by increasing the weight value by 0.5 to 1, while the weights for other criteria remain, 3) calculate the percentage change in a ranking by looking at the change in the highest value resulting from each calculation compared to the conditions in the initial weight.

III. RESULT AND DISCUSSION

In determining the results of the scholarship recommendation decision, there are alternatives and assessment criteria used. The alternative used is students who register to take part in the scholarship selection process. The assessment criteria used are the cumulative grade point index (C1), semester (C2), number of dependents (C3), number of activities as a member of an organization (C4), and the number of certificates or certificates (C5). The assessment criteria used are profit criteria. Table I shows the data used in the process of determining the scholarship selection recommendation.

TABLE I. ALTERNATIVE AND CRITERIA ASSESSMENT

Alternative	C1	C2	C3	C4	C5
A-1	4	2	3	1	1
A-2	2	2	2	3	1
A-3	4	2	1	3	1
A-4	4	2	2	3	1
A-5	5	2	2	2	1
A-6	5	3	3	2	2
A-7	4	3	2	1	2
A-8	4	2	2	2	1
A-9	3	2	2	2	1
A-10	3	2	3	2	1
A-11	4	2	5	2	1
A-12	3	2	4	2	1
A-13	2	2	2	1	2
A-14	3	2	5	2	1
A-15	4	3	4	2	1
A-16	4	3	2	3	1
A-17	4	3	3	2	1
A-18	5	3	2	2	1
A-19	5	3	3	2	1
A-20	4	3	2	2	1
A-21	5	3	2	2	1
A-22	5	2	2	2	1
A-23	5	2	2	2	1
A-24	5	2	2	2	1
A-25	5	3	2	2	1
A-26	4	3	3	1	2
A-27	5	3	2	2	1

After determining the alternatives and assessment criteria, we determined each criterion's weight. The criteria weights of C1, C2, C3, C4, and C5 are 5, 3, 1, 4, and 2, respectively.

A. Simple Additive Weighting Result

The initial stages of the Simple Additive Weighting method are determining alternatives, criteria, and weight of criteria.

TABLE II. ALTERNATIVE AND CRITERIA ASSESSMENT

Alternative	C1	C2	C3	C4	C5
A-1	3.47	2	3	0	0

A-2	3	2	2	2	0
Alternative	C1	C2	C3	C4	C5
A-3	3.35	2	1	2	0
.....
A-27	3.73	4	2	1	0

The next step is to generate matrix normalization. Before normalizing the matrix, it is necessary to convert the assessment from the alternative data and existing assessments as shown in Table II. Table III shows the conversion results of the alternatives and the assessment criteria.

TABLE III. MATRIX NORMALIZATION

Alternative	C1	C2	C3	C4	C5
A-1	4	2	3	1	1
A-2	2	2	2	3	1
A-3	4	2	1	3	1
.....
A-27	5	3	2	2	1

The assessment criteria used are profit criteria. Therefore, in determining the normalization of the matrix, the equation formula (1) is used, i.e. by dividing the value of each attribute with the highest value of all alternatives in each criterion. The following is an example of calculation in determining the normalization of the matrix for the GPA criteria for the first and second alternatives as follows:

$$= \frac{4}{5} = 0,8 \quad = \frac{2}{3} = 0,5$$

The calculations in determining the normalized matrix for the semester criteria for the first and second alternatives are as follows:

$$= \frac{4}{6} = 0,67 \quad = \frac{2}{3} = 0,67$$

The calculations in determining the matrix normalization for the criteria for the number of dependents in the first and second alternatives are as follows:

$$= \frac{4}{6} = 0,6 \quad = \frac{2}{5} = 0,4$$

The calculations in determining the matrix normalized for organizational-activity criteria in the first and second alternatives are as follows:

$$= \frac{4}{15} = 0,33 \quad = \frac{2}{10} = 0,2$$

The calculations in determining matrix normalization of the reward/certificate criteria for the first and second alternatives are as follows:

$$= \frac{4}{8} = 0,5 \quad = \frac{2}{4} = 0,5$$

After determining the normalization of the matrix, the final step is to determine the preference value for each alternative using equation (3). The preference value was

obtained from the calculation results by adding the multiplication results between the normalized matrix and the weight vector. The best alternative was found based on the final preference score having the highest value. The following is an example of calculation in determining the preference value of the first alternative:

$$= (0,8 \cdot 5) + (0,67 \cdot 3) + (0,6 \cdot 1) + (0,33 \cdot 4) + (0,5 \cdot 2)$$

$$= 8,93$$

Table IV shows the results of the scholarship selection recommendations using the Simple Additive Weighting method.

TABLE IV. SIMPLE ADDITIVE WEIGHTING RESULT

Alternative	Result
A-1	8,93
A-2	9,40
A-3	11,20
.....
A-27	12,07

SAW results show that the highest preference value is the sixth alternative (A-6) with a preference value of 13.27. Fig 1 shows the calculation results of the SAW method for each alternative in determining the scholarship selection.

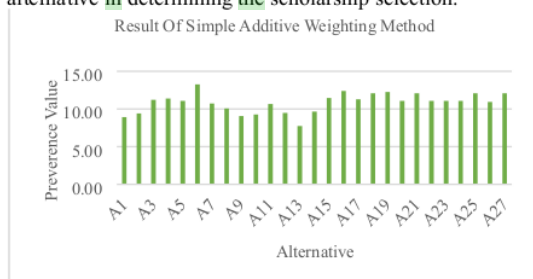


Fig. 1. Result of Simple Additive Weighting Method

B. Weighted Product Result

The initial stage of the Weighted Product method is determining alternatives, determining criteria, determining the weight of the criteria. The next step is weight normalization by dividing the weight of the criterion assessment with the total weight of the criteria rating using equation (4).

Following is the calculation result of the weighted normalization for each weighting criterion:

$$= \frac{5}{5 + 3 + 1 + 4 + 2} = \frac{5}{15} = 0,333$$

$$= \frac{3}{5 + 3 + 1 + 4 + 2} = \frac{3}{15} = 0,2$$

$$= \frac{1}{5 + 3 + 1 + 4 + 2} = \frac{1}{15} = 0,067$$

$$= \frac{4}{5 + 3 + 1 + 4 + 2} = \frac{4}{15} = 0,267$$

$$= \frac{2}{5 + 3 + 1 + 4 + 2} = \frac{2}{15} = 0,133$$

The next step was determining the S vector using equation (5). The assessment criterion used is the profit criterion, hence, the S vector is determined by ranking the value of each criterion to the positive rank of each normalized weight result.

The following is an example of calculating the value of the vector S in the first and second alternatives

$$= 4(\cdot) \times 2(\cdot) \times 3(\cdot) \times 1(\cdot) \times 1(\cdot)$$

$$= 1,962$$

$$= 2(\cdot) \times 2(\cdot) \times 2(\cdot) \times 3(\cdot) \times 1(\cdot)$$

$$= 2,032$$

The final step in the Weighted Product method is to determine the preference value determined by dividing the result of the vector S for each alternative by the total number of vectors S according to equation (6).

Following is the calculation result in determining the V vector or the result preference value of ranking each alternative using the Weighted Product method for the first and second alternatives.

$$= \frac{1,962}{65,694} = 0,030 = \frac{2,032}{65,694} = 0,031$$

Table V shows the results of vector S and vector V for each alternative.

TABLE IV. WEIGHTED PRODUCT RESULT

Alternative	Vector S	Vector V
A-1	1,962	0,030
A-2	2,032	0,031
A-3	2,444	0,037
.....
A-27	2,684	0,041
Total	65,494	1,000

Based on the Weighted Product results, it shows that the alternative having the highest preference value is the sixth alternative (A-6) with a preference value 0.046. Fig 2 shows the graph of the calculation results of the Weighted Product method for each alternative in the process of determining the scholarship selection.

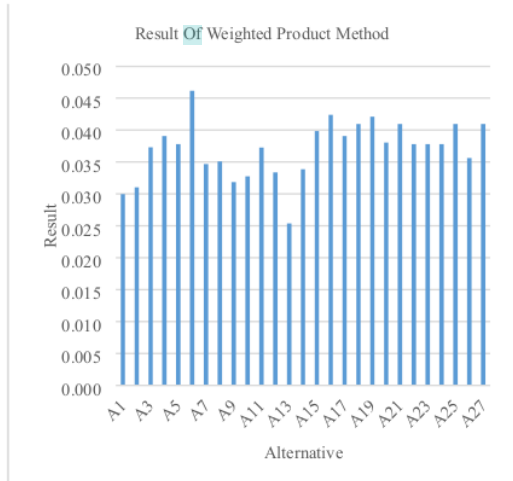


Fig. 2. Result of Weighted Product Method

C. Sensitivity Analysis

Based on the Simple Weighting Product decision method and the Weighted Product method, the next process is to perform a comparative analysis using the sensitivity analysis technique. Sensitivity analysis is conducted to find out how sensitive a method is when it is applied to solve a particular case. If a method has a high sensitivity value or having more sensitive from each change in ranking, the method is significant.

Initial calculation results from both methods were obtained using initial weights (5; 3; 4; 4; 2). Table V shows the results of the initial calculation of the Simple Additive Weighting method and the Weighted Product method.

The weight of one criterion only change while the weights for the other criteria are fixed, then an analysis of the change in the maximum value is done that occurs from the initial conditions with the changing conditions. Table VI shows the comparison between SAW and WP results.

TABLE VI. SAW AND WP RESULT

Alternative	SAW Method	WP Method
A-1	0,0893	0,030
A-2	0,0940	0,031
A-3	0,1120	0,037
...
A-27	0,1207	0,041
Max	0,1327	0,046

The next step in conducting a sensitivity analysis is to change the weight of one criterion by increasing the weight value by 0.5 to 1, while the weights for the other criteria are fixed. Then after all the weights of each assessment criterion have been changed, we calculate the percentage change in a ranking by looking at the change in the highest value resulting from each calculation compared to the conditions in the initial weight. Table VII shows the results of a thorough sensitivity analysis.

TABLE VI. SENSITIVITY ANALYSIS RESULT

Criteria	Max SAW	Max WP	Sensitivity Analysis	
			SAW	WP
Initial	0,1327	0,046		
W1 +0,5	0,1377	0,046	0,5%	0%
W1 +1	0,1427	0,046	1%	0%
W2 +0,5	0,1377	0,046	0,5%	0%
W2 +1	0,1427	0,046	1%	0%
W3 +0,5	0,1357	0,046	0,3%	0%
W3 +1	0,1387	0,046	0,6%	0%
W4 +0,5	0,1360	0,046	0,33%	0%
W4 +1	0,1393	0,046	0,66%	0%
W5 +0,5	0,1377	0,047	0,5%	0,1%
W5 +1	0,1427	0,047	1%	0,1%
Total			6%	0,2%

The Simple Additive Weighting method provides the highest assessment results, namely alternatives with a preference value of 13.27. The Weighted Product method provides the highest assessment results, namely alternatives with a preference value of 0.046. The results of sensitivity analysis show that the total change value of the Simple Additive Weighting method is 6%, while in the Weighted Product method the total change value is 0.2%.

Fig 3 shows the user interface of the scholarship recommendation system. The candidate scores can be seen in csv format. The user can also see the performance of both methods from the sensitivity analysis result in the proposed system.

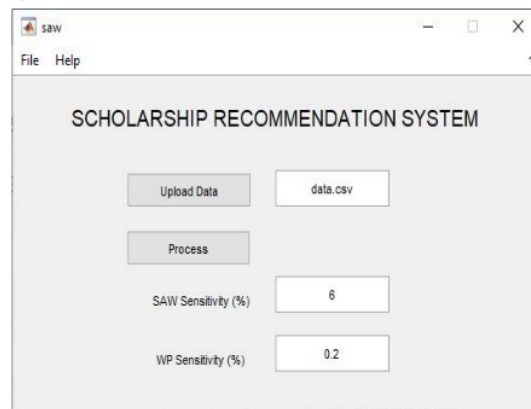


Fig. 3. DSS User Interface

IV. CONCLUSION

The Simple Additive Weighting method and the Weighted Product method was implemented as a solution to supporting the scholarship recommendation system. In determining the results of the scholarship selection recommendations, five assessment criteria are considered, namely cumulative grade point index, semester, number of dependents, number of participation in organizations, and number of certificates or certificates. The result showed that the Simple Additive Weighting method is considered more suitable for determining the scholarship selection recommendation because it has a greater total change value. Sensitivity analysis can be integrated into the decision

support system as additional consideration for the user about the recommendation results. Other methods, such as fuzzy MA[1], TOPSIS, etc. can also be included in DSS for the next research.

ACKNOWLEDGMENT

[1] The authors thank Universitas Bhayangkara Jakarta Raya for funding the research and all reviewers for their insightful comments.

REFERENCES

- [1] P. O. Rahmanda, R. Arifudin, and M. A. Muslim, "Implementation of Analytic Network Process Method on Decision Support System of Determination of Scholarship Recipient at House of 18 Charity UNNES," *Sci. J. Informatics*, vol. 4, no. 2, pp. 199–207, 2017.
- [2] A. D. Indriyanti, D. R. Prehanto, I. G. L. E. P. Prisma, Soeryanto, B. Sujatmiko, and J.

[15
]

Decision Support System For Student Scholarship Recipients Using Simple Additive Weighting Method with Sensitivity Analysis

ORIGINALITY REPORT

24%

SIMILARITY INDEX

14%

INTERNET SOURCES

19%

PUBLICATIONS

8%

STUDENT PAPERS

PRIMARY SOURCES

1	Herlawati Herlawati, Rahmadya Trias Handayanto, Inna Ekawati, Kardinah Indrianna Meutia, Jelita Asian, Umar Aditiawarman. "Twitter Scrapping for Profiling Education Staff", 2020 Fifth International Conference on Informatics and Computing (ICIC), 2020 Publication	2%
2	Submitted to Xavier University Student Paper	2%
3	Submitted to Teaching and Learning with Technology Student Paper	1%
4	digilib.uin-suka.ac.id Internet Source	1%
5	www.semanticscholar.org Internet Source	1%

6

Yulyana Berhиту, Dorteus L. Rahakbauw, Venn Yan Ishak Ilwaru. "Application of the Weighted Product Method in Determining the Selection of Exemplary Students at Public Junior High School 67 Central Maluku", Pattimura International Journal of Mathematics (PIJMath), 2024

Publication

1 %

7

research.vu.nl

Internet Source

1 %

8

media.neliti.com

Internet Source

1 %

9

Helmi Kurniawan, Ashari P Swondo, Eka Purnama Sari, Khairul Ummi, Yufrizal, Fhery Agustin. "Decision Support System To Determine The Student Achievement Scholarship Recipients Using Fuzzy Multiple Attribute Decision Making (FMADM) With SAW", 2019 7th International Conference on Cyber and IT Service Management (CITSM), 2019

Publication

1 %

10

Putri Agustin Merditawati, M Mahaputra Hidayat. "Decision Support System for Selecting Tourist Object in Surabaya City Using Simple Additive Weighting Based on

1 %

Android", JEECS (Journal of Electrical Engineering and Computer Sciences), 2019

Publication

11

Suhadi Suhadi, Prima Dina Atika, Sugiyatno Sugiyatno, Ahmad Panogari, Rahmadya Trias Handayanto, Herlawati Herlawati. "Mobile-based Fish Quality Detection System Using K-Nearest Neighbors Method", 2020 Fifth International Conference on Informatics and Computing (ICIC), 2020

Publication

1 %

12

jurnal.radenfatah.ac.id

Internet Source

1 %

13

Novianti Puspitasari, Havaluddin Havaluddin, Hamdani Hamdani, Anindita Septiarini, Joan Angelina Widians, Fania Prita Irgadanti. "Determination of Land Suitability for Herbal Plants Using FMADM With Weighted Product", 2022 5th International Conference on Information and Communications Technology (ICOIACT), 2022

Publication

1 %

14

doi.org

Internet Source

1 %

15

jurnal.polgan.ac.id

Internet Source

1 %

16

Eko Deswin Siringo-Ringo, Heru Sugara.
"Decision Support System for Selecting the
Best Internship Students using SAW Method",
Internet of Things and Artificial Intelligence
Journal, 2023

Publication

<1 %

17

d.documentop.com

Internet Source

<1 %

18

ejournal.unmerpas.ac.id

Internet Source

<1 %

19

Subhan Hafiz Nanda Ginting, Nurmala
Sridewi. "Implementation of Decision Support
System for New Employee Selection at PT
Triotech Solution Indonesia using SAW
Method", Jurnal Minfo Polgan, 2024

Publication

<1 %

20

Submitted to Konsorsium Perguruan Tinggi
Swasta Indonesia II

Student Paper

<1 %

21

Suhar Janti, Mohammad Adriansyah, Ghofar
Taufik. "Simple Additive Weighting for
Decision Support Selection of Expedition
Services", SinkrOn, 2020

Publication

<1 %

22

arxiv.org

Internet Source

<1 %

23

Nasya Alfa Shaumy, Nur Adi Siswandari, Ari Wijayanti, Okkie Puspitorini, Muhamad Milchan, Karimatun Nisa'. "Development of Cyclist Health Notifications Based on Route Tracking and Body's Parameters", 2023 International Electronics Symposium (IES), 2023

Publication

<1 %

24

Submitted to UIN Syarif Hidayatullah Jakarta

Student Paper

<1 %

25

Eslam Mohammed Abdelkader. "A Hybrid Decision Support System for Holistic Evaluation of Material Alternatives", International Journal of Strategic Decision Sciences, 2021

Publication

<1 %

26

Herlawati, Rahmadya Trias Handayanto, Didik Setiyadi, Endang Retnoningsih. "Corpus Usage for Sentiment Analysis of a Hashtag Twitter", 2019 Fourth International Conference on Informatics and Computing (ICIC), 2019

Publication

<1 %

27

Murni Marbun, Muhammad Zarlis, Zulkifli Nasution. "Analysis of Application of the SAW, WP and TOPSIS Methods in Decision Support System Determining Scholarship Recipients at

<1 %

28

Tonny Hidayat, Hendra Kurniawan, Ika Asti Astuti, Rizka Pravitasari, Yudi Kristyawan, Litafira Syahadiyanti. "The Effect and Impact of the Electre Method for Sensitivity Testing Based on the Case Study Selection of Outstanding Students", 2022 5th International Conference of Computer and Informatics Engineering (IC2IE), 2022

Publication

<1 %

29

A D Indriyanti, D R Prehanto, I G L E P Prisma, Soeryanto, B Sujatmiko, J Fikandda. "Simple Additive Weighting algorithm to aid administrator decision making of the underprivileged scholarship", Journal of Physics: Conference Series, 2019

Publication

<1 %

30

Davide Longato, Chiara Cortinovis, Mario Balzan, Davide Geneletti. "A method to prioritize and allocate nature-based solutions in urban areas based on ecosystem service demand", Landscape and Urban Planning, 2023

Publication

<1 %

31

Gwo-Hshiung Tzeng, Jih-Jeng Huang. "Multiple Attribute Decision Making - Methods

<1 %

and Applications", Chapman and Hall/CRC, 2019

Publication

32

H Gunawan, Maramdhani, C Chazar, Y Warthana. "Decision Support System for Determination of Decoration Service Employee Using Weighted Product Method (Case Study on Sanggar Puri Ethnic Decoration)", Journal of Physics: Conference Series, 2021

Publication

<1 %

33

Noura Metawa, Mohamed Elhoseny, Aboul Ella Hassanien, M. Kabir Hassan. "Expert Systems in Finance - Smart Financial Applications in Big Data Environments", Routledge, 2019

Publication

<1 %

34

jeecs.ubhara.ac.id

Internet Source

<1 %

35

journal.uty.ac.id

Internet Source

<1 %

36

Dede Wira Trise Putra, Adrian Agustian Punggara. "Comparison Analysis of Simple Additive Weighting (SAW) and Weighed Product (WP) In Decision Support Systems", MATEC Web of Conferences, 2018

Publication

<1 %

37 Kontos, T.D.. "Siting MSW landfills with a spatial multiple criteria analysis methodology", Waste Management, 200510
Publication <1 %

38 Mohamed Abdel-Basset, Ripon Kumar Chakraborty, Abdullah Gamal. "Multi-Criteria Decision Making Theory and Applications in Sustainable Healthcare", CRC Press, 2023
Publication <1 %

39 core.ac.uk
Internet Source <1 %

40 digitalcommons.usu.edu
Internet Source <1 %

41 garuda.kemdikbud.go.id
Internet Source <1 %

42 repository.universitasbumigora.ac.id
Internet Source <1 %

43 tel.archives-ouvertes.fr
Internet Source <1 %

44 Muhammad Subhana, Yakub Yakub. "Employee Performance Assessment Decision Support Using Profile Matching Method Compared to Simple Additive Weight Addition at Dharma Buddhi University, Tangerang", bit-Tech, 2019 <1 %

Publication

Exclude quotes Off

Exclude bibliography Off

Exclude matches Off