

Detection of Mad Lazim Harfi Musyba Images Uses Convolutional Neural Network

A Noeman^{1,*} and D Handayani¹

¹Departement of Information Technology, Faculty of Engineering, Universitas Bhayangkara Jakarta Raya, Jakarta, Indonesia

*Corresponding author e-mail: achmad.noeman@dsn.ubharajaya.ac.id

Abstract. Reading of Al Quran is an obligation for all Muslims. Lack of knowledge about the knowledge of recitation in reading the Al Quran is certainly a problem. The purpose of this study makes it easier for everyone to learn the law of recitation, especially Madd Lazim Harfi Musyba in the Al Quran verses. The method used is one of the deep neural network methods, namely Convolutional Neural Network (CNN), as real-time detection of the law of Madd Lazim Harfi Musyba, implementation of the method using the help of Tensorflow GPU (Graphic Processor Unit) library. The results of trials with the Deep Convolutional Neural Network model show the detection performance of 9 verses with an average accuracy of 93.25%. The conclusion is that the training data on the CNN model is very reliable in detecting the Mad lazim harfi musyba law. Therefore this system can be used to assist in applying the Mad Lazim Hafi Musyba legal recitation while reading the Al Quran.

1. Introduction

Developing computing technology is Artificial Intelligence[1][2]. Convolutional Neural Network model is a variation of the Multilayer Perceptron (MLP) model [3] which has good classification capabilities on image data and has a high degree of accuracy for detecting images [4] from the recitation of mad lazim harfi musyba from Al-Quran verses.

The results of this system research have an average detection rate of 84.85%. This research can be continued with input in the form of image reading patterns of reading-law on the Qur'an. This application makes it easy for people who want to learn the law reading mad lazim harfi musyba on the Al-Quran [5].

The purpose of this study is to detect the percentage of legal reading of Mad lazim harfi musyba on the Qur'an with the Convolutional Neural Network and to detect the reading of the recitation of the verses of the Qur'an with the Convolutional Neural Network.

2. Theoretical

2.1 Convolutional Neural Network (CNN)

Convolutional Neural Network is a development of the Multilayer Perceptron (MLP) which aims to process two-dimensional data. CNN is included in the Deep Neural Network [6] type and is widely applied to image data. MLP has a disadvantage in storing spatial information on image data so that it produces bad images. An MLP in Figure 1 has a layer (red and blue circle) with each circle layer containing j_i neurons. MLP accepts one-dimensional input data and propagates the data on the network to produce the output[7]. Each relationship between neurons on two adjacent layers[8] has a one-dimensional weight parameter that determines the quality of the model. Each input data on the



layer is carried out linearly with the existing weight value, and then the computational results will be transformed using a non-linear operation called the activation function.

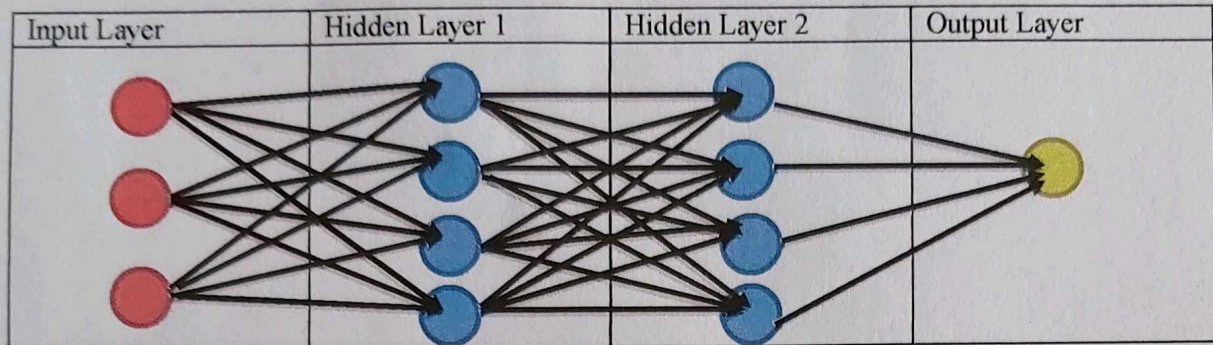


Figure 1. Simple Multilayer Perceptron (MLP) architecture

Data propagated on the network are two-dimensional data, so the linear operation and weight parameters on CNN are different. In CNN, linear operations use convolution operations, whereas weights are no longer just one dimension, but in the form of four dimensions which are a collection of convolution kernels like Figure 2, the weight dimensions on CNN are input neurons \times output neurons \times height \times width. Because of the nature of the convolution process, CNN can only be used on data that has a two-dimensional structure such as image and sound.

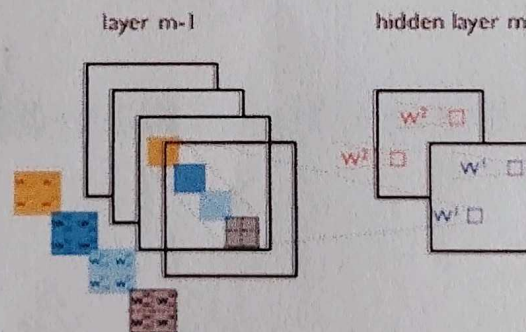


Figure 2. Convolution Process in Convolutional Neural Network

2.2 Convolution Layer

Convolution Layer performs convolution operations at the output of the previous layer. This layer is the main process that underlies a CNN. Convolution is a mathematical term that means to apply a function to the output of another function repeatedly. The purpose of convolution in image data is to extract features from the input image. Convolution will produce a linear transformation of the input data according to spatial information in the data[9].

2.3 Subsampling Layer

Subsampling aims to improve the position invariance of features. Convolution layer into several small grids and then take the maximum value from each grid to arrange the reduced image matrix.

2.4 Fully Connected Layer

The Fully Connected Layer aims to transform the dimensions of the data so that the data can be classified linearly. Each neuron in the convolution layer needs to be transformed into one-dimensional data before it can be put into a fully connected layer. Because it causes data to lose spatial information and is not reversible, the fully connected layer can only be implemented at the end of the network.

2.5 Activation Function

The activation function is to transform input data into a higher dimension so that simple hyper plane cuts can be made which enable classification. There CNN activation function is used, namely the sigmoid function. The sigmoid function transforms the range of values from input x to between 0 and 1 with the shape of the distribution function, as shown in Figure 3.

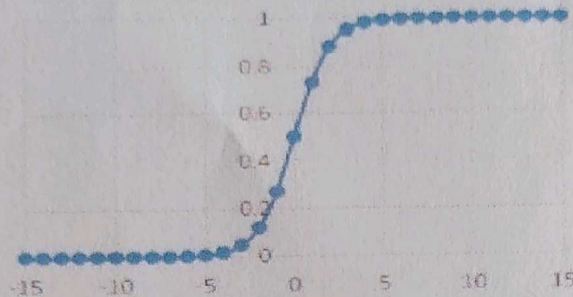


Figure 3. Distribution of Sigmoid Functions

2.6 Mad lazim harfi musyba

in the reading of the Al-Quran, there is tajweed science which is the knowledge to know how to pronounce the Alquran verses[10]. Mad lazim harfi musyba occurs only at the beginning of the surah in the Al-Quran. The following are hijaiyah letters on the AlQuran that have punctuation marks on mad lazim harfi musyba, ie. : ، ن، ق، ص، ع، س، ل، م، ك

Examples of surah contained in the recitation of Mad lazim harfi musyba on Al-Quran such as the name of Al-Quran Al-baqarah:1, name of AlQuran Yassin:1, name of Al-Quran Qof:1, Maryam:1, name of Al-Quran Al-qalam: 1.

In reading the Mad lazim harfi musyba is 6 harakat (3 alifs). As an example in Al-Baqarah verses one *الم*, Al-A'raf verses one *المصن*, Al-Qasas verses 1 *طستم*.

3. Method

In developing this system, there are system components, namely obtaining sample data, data labelling, training set, training data and data testing.

3.1 Samples Data

Data are taken from the Al-Quran; this data that will be used in this research is a verse from the Al-Quran, which includes punctuation marks from the mad lazim harfi musyba.

3.2 Data Labelling

There are two stages of the labelling process in this system, namely, making a rectangle box and labelling each training data will be a training data set. A rectangle box is to make boundaries on objects that will become training data. Making a rectangle box as shown in Figure 4.




Figure 4. Making Rect Box

21	Asy-Syura	1 and 2	1
22	Az-Zukhruf	1	1
23	Ad-Dukhan	1	1
24	Al-Jasiyah	1	1
25	Al-Ahqaf	1	1
26	Qof	1	1
27	Al-Qalam	1	1

3.4 Training Data

This system uses the Tensorflow library as a deep learning library for conduct training data with the convolutional neural method network, this system conducts training data with as many epochs 56140, with the value of loss or error stable at 0.01 as shown Figure 6.

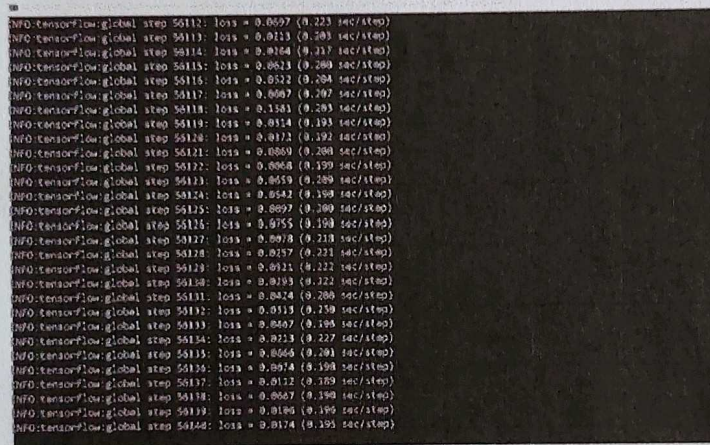


Figure 6. labelling for training data

Results of training data conducted on this system, by including the results of total loss that is visualised in the graphic, as shown in Figure 7.



Figure 7. The result from the total-loss of training data

3.5 Data Testing

Data processing is the stage where data is collected, labelled, and trained, to produce data that is ready to be tested data[12] then result from detection system images of mad lazim harfi musyba.

4. Result and Discussion

4.1. Training Set

This Training-Set will later be used to make machine learning models, and Training set to collect author summarises only a few surah which can represent the pattern in each of the common mad lazim harfi musyba letters. shown in Figure 8.

Letter of Mad (Lazim Harfi Musyba)	ل	م	ص	ع	ق	س	ك	ن
Mad (Lazim Harfi Musyba) on Al-Quran	آل	م	ص	ع	ق	س	ك	ن
Training Set	ن ك ق س ع ص م ل							

Figure 8. Training Set to collect letters of mad lazim harfi musyba images

4.2 Data Testing on the System

In the process of detect mad lazim harfi musyba then there is a colour mark on the reading that contains mad lazim harfi musyba. Shown in Figure 9.

No	Name of Al-Quran	Training Set	Testing data	Response time	Accuracy
1	Al-Baqoroh: 1	آلَم		2 detik	97%
2	Al-Arof: 1	آلَمَص		2 detik	97%
3	Shood: 1	ص		2 detik	98%
4	Maryam: 1	ك		4 detik	62%
5	Maryam: 1	عَص		2 detik	97%

Figure 9. Detecting images on Al-Quran containing mad lazim harfi musyba

Testing data above using a sample of 9 verses from 8 surah in the Al-Quran, the total surah contained law tajweed madd lazim harfi musyba there are 27 surah out of 114 surah of the Al-Quran, but of the 27 surah many have the same pattern so that it can be collected and represented on 8 surah, on testing this system produces an average detection accuracy of 93.25%. However, there are still some law tajweed madd lazim harfi musyba detected less than 80%, and many other letters that are not letters from the recitation of law tajweed madd lazim harfi musyba are detected.

5. Conclusion

Detection System of law tajweed Mad lazim harfi musyba by using Deep Convolutional Neural Network has an average detection accuracy of 93.25% in the detection of the verses of the Al-Quran that contain the law madd lazim harfi musyba.

The rectangle box has a label for each of their training data to be trained. Labelling on each the rectangle box aims to have a label for training data as shown in Figure 5.




Figure 5. labelling for training data

3.3 Training Set

The training set is the data needed to do the training data process, then first to collect training data[11]. in the study find 27 surahs that there are 59 mad law lazim harfi musyba, in table 1 is the name of Al-Quran, there is a mad lazim harfi musyba punctuation mark :

Table 1. Punctuation Mark of Mad Lazim Harfi Musyba

No	Name of Surah	Verses	Mad lazim harfi musyba Images
1	Al-Baqarah	1	آلَمْ
2	Ali-Imran	1	آلَمْ
3	Al-A'raf	1	آلَمْصن
4	Yunus	1	آلَرْ
5	Hud	1	آلَرْ
6	Ar-Rad	1	آلَمَر
7	Ibrahim	1	آلَرْ
8	Al-Hijr	1	آلَرْ
9	Maryam	1	كهييغصن
10	Asy-Syu'ara	1	طسئم
11	An-Naml	1	طسئ
12	Al-Qasas	1	طسئم
13	Al-Ankabut	1	آلَمْ
14	Ar-Rum	1	آلَمْ
15	Luqman	1	آلَمْ
16	As-Sajdah	1	آلَمْ
17	Yaasiin	1	يئئ
18	Shad	1	كئ
19	Ghafir	1	كئ
20	Fussilat	1	كئ

References

- [1] Plotnikov D, Sopov E and Panfilov I 2018 An approach for automating the design of convolutional neural networks *IOP Conf. Ser. Mater. Sci. Eng.* **450**
- [2] Arrofiqoh E N and Harintaka H 2018 Implementasi Metode Convolutional Neural Network Untuk Klasifikasi Tanaman Pada Citra Resolusi Tinggi *Geomatika* **24** 61
- [3] Zufar M and Setiyono B 2016 Convolutional Neural Networks Untuk Pengenalan Wajah Secara Real-Time *J. Sains dan Seni ITS* **5** 72–7
- [4] Hu H and Cheng Y 2019 Video Logging Casing Damage Image Recognition Based on Improved Convolutional Neural Network *J. Phys. Conf. Ser.* **1237** 032025
- [5] Ahsiah I, Noor N M and Idris M Y I 2013 Tajweed checking system to support recitation 2013 *Int. Conf. Adv. Comput. Sci. Inf. Syst. ICACSIS 2013* 189–93
- [6] Cheng G and Guo W 2017 Rock images classification by using deep convolution neural network *J. Phys. Conf. Ser.* **887**
- [7] Zainudin Z, Shamsuddin S M and Hasan S 2019 Deep Learning Layer Convolutional Neural Network (CNN) Scheme for Cancer Image *IOP Conf. Ser. Mater. Sci. Eng.* **551**
- [8] Plotnikov D, Sopov E and Panfilov I 2018 An approach for automating the design of convolutional neural networks *IOP Conf. Ser. Mater. Sci. Eng.* **450**
- [9] Zheng H, Gu N and Zhang X 2018 An Efficient and Slight Convolutional Neural Network for Vehicle Type Classification *J. Phys. Conf. Ser.* **1069**
- [10] Rizal, Fadlisyah, Muhathir and Akfal A M 2015 Detection System Tajwid Al Quran on Image Using Bray Curtis Distance *Int. J. Comput. Technol.* **2** 293–300
- [11] Sugata T L I and Yang C K 2017 Leaf App: Leaf recognition with deep convolutional neural networks *IOP Conf. Ser. Mater. Sci. Eng.* **273** 012004



UNIVERSITAS BHAYANGKARA JAKARTA RAYA
FAKULTAS TEKNIK

Kampus I: Jl. Harsono RM No 67, Ragunan, Pasar Minggu, Jakarta Selatan 12560
Telepon (021) 27808121 - 27808882

Kampus II: Jl. Raya Perjuangan, Marga Mulya, Bekasi Utara, Jawa Barat
Telepon: (021) 88955882 Fax: (021) 88955871

Web: www.ubharajaya.ac.id/ft/ Email: ft@ubharajaya.ac.id

SURAT TUGAS

Nomor : ST/630/III/2020/FT-UBJ

1. Dasar: Kalender Akademik Ubhara Jaya Tahun Akademik 2019/2020.
2. Dalam rangka mewujudkan Tri Dharma Perguruan Tinggi untuk Dosen di Universitas Bhayangkara Jakarta Raya maka dihimbau untuk melakukan penelitian.
3. Sehubungan dengan hal tersebut diatas, maka Dekan Fakultas Teknik Ubhara Jaya menugaskan:

No.	NAMA	NIDN	JABATAN
1.	Achmad Noe'man, S.Kom., M.Kom.	0328048402	Dosen Tetap Prodi Informatika
2.	Dwipa Handayani, S.Kom., MMSI.	0317078008	Dosen Tetap Prodi Informatika

Membuat Jurnal dengan judul "Detection of Mad Lazim Harfi Musyba Images Uses Convolutional Neural Network" pada IOP Conference Series Volume 771 No. 012030, Maret 2020.

4. Demikian penugasan ini agar dapat dilaksanakan dengan penuh rasa tanggung jawab.

Jakarta, 2 Maret 2020
DEKAN FAKULTAS TEKNIK

ISMANIAH, S.Si., M.M.
NIP: 9604028

Paraf:

1. Ka. Prodi Informatika



**UNIVERSITAS BHAYANGKARA JAKARTA RAYA
FAKULTAS TEKNIK**

Kampus I : Jl. Darmawangsa I/1 Kebayoran Baru Jakarta Selatan 12140
Telepon : 021. 7231948-7267655 Fax: 7267657
Kampus II : Jl. Perjuangan Raya Bekasi Utara Telp : 021. 88955882

**LEMBAR
HASIL PENILAIAN SEJAWAT SEBIDANG ATAU PEER REVIEW
KARYA ILMIAH : JURNAL ILMIAH***

Judul Karya Ilmiah (Artikel) : Detection Of Mad Lazim harfi Musyba Images uses Convolutional Neural Network
 Jumlah Penulis : 2 Orang
 Status Pengusul : Penulis kedua
 Penulis Jurnal Ilmiah : Achmad Noeman, **Dwipa Handayani**
 Identitas Jurnal Ilmiah : a. Nama Jurnal : IOP Confrence Series:Materials Science and Engineering
 b. ISSN : 1757-899X
 c. Volume, nomor, bulan, tahun: Vol. 771 No. 012030 November 2019
 d. Penerbit : IOP Confrence Series:Materials Science and Engineering
 e. DOI Artikel (jika ada): 10.1088/1757-899X/771/1/012030
 f. Alamat Web Jurnal : <https://iopscience.iop.org/article/1757-899X/771/1/012030/pdf>
 g. Terindeks di : Prosiding International terindex Scopus

Hasil Penilaian Peer Review :

Komponen Yang Dinilai	Nilai Maksimal Jurnal Ilmiah					Nilai Akhir Yang Diperoleh
	Internasional Bereputasi	International	Nasional Terakreditasi	Nasional Tidak Terakreditasi	Nasional Terindeks DOAJ, dll	
	<input checked="" type="checkbox"/>	<input type="checkbox"/>	<input type="checkbox"/>	<input type="checkbox"/>	<input type="checkbox"/>	
1. Kelengkapan dan Kesesuaian unsur isi jurnal (10%)	3					2,8
2. Ruang lingkup dan kedalaman pembahasan (30%)	9					8,7
3. Kecukupan dan kemutakhiran data/informasi dan metodologi (30%)	9					8,8
4. Kelengkapan unsur dan kualitas penerbit (30%)	9					8,9
Total = (100%)	30					29,2
Kontribusi Pengusul (Penulis Kedua dari 2 Penulis)						11,68

Catatan Peer Review	1. Tentang kelengkapan dan kesesuaian unsur..... <i>lengkap dan sesuai</i>
	2. Tentang ruang lingkup dan kedalaman pembahasan <i>lengkap</i>
	3. Tentang kecukupan dan kemutakhiran data serta metodologi... <i>baik</i>
	4. Tentang kelengkapan unsur kualitas penerbit..... <i>lengkap</i>
	5. Indikasi Plagiasi..... <i>tidak ditemukan</i>
	6. Kesesuaian bidang ilmu..... <i>sesuai</i>

Jakarta, 25 Februari 2021
Reviewer I

Nama : **Hendarman, M.Kom.**
 NIP/NIDN : 0013077002
 Jabatan Akademik : Lektor
 Unit Kerja : Fakultas Ilmu Komputer, Prodi Informatika Universitas Bhayangkara Jakarta Raya



**UNIVERSITAS BHAYANGKARA JAKARTA RAYA
FAKULTAS TEKNIK**

Kampus I : Jl. Darmawangsa I/1 Kebayoran Baru Jakarta Selatan 12140
Telepon : 021. 7231948-7267655 Fax: 7267657
Kampus II : Jl. Perjuangan Raya Bekasi Utara Telp : 021. 88955882

**LEMBAR
HASIL PENILAIAN SEJAWAT SEBIDANG ATAU PEER REVIEW
KARYA ILMIAH : JURNAL ILMIAH***

Judul Karya Ilmiah (Artikel) : Detection Of Mad Lazim harfi Musyba Images uses Convolutional Neural Network
 Jumlah Penulis : 2 Orang
 Status Pengusul : Penulis kedua
 Penulis Jurnal Ilmiah : Achmad Noeman, Dwipa Handayani
 Identitas Jurnal Ilmiah : a. Nama Jurnal : IOP Confrence Series:Materials Science and Engineering
 b. ISSN : 1757-899X
 c. Volume, nomor, bulan, tahun: Vol. 771 No. 012030 November 2019
 d. Penerbit : IOP Confrence Series:Materials Science and Engineering
 e. DOI Artikel (jika ada): 10.1088/1757-899X/771/1/012030
 f. Alamat Web Jurnal : <https://iopscience.iop.org/article/10.1088/1757-899X/771/1/012030/pdf>
 g. Terindeks di : Prosiding International terindex Scopus

Hasil Penilaian Peer Review :

Komponen Yang Dinilai	Nilai Maksimal Jurnal Ilmiah					Nilai Akhir Yang Diperoleh
	Internasional Bereputasi	International	Nasional Terakreditasi	Nasional Tidak Terakreditasi	Nasional Terindeks DOAJ, dll	
	<input checked="" type="checkbox"/>	<input type="checkbox"/>	<input type="checkbox"/>	<input type="checkbox"/>	<input type="checkbox"/>	
1. Kelengkapan dan Kesesuaian unsur isi jurnal (10%)	3					2,8
2. Ruang lingkup dan kedalaman pembahasan (30%)	9					8,7
3. Kecukupan dan kemutakhiran data/informasi dan metodologi (30%)	9					8,8
4. Kelengkapan unsur dan kualitas penerbit (30%)	9					8,9
Total = (100%)	30					29,2
Kontribusi Pengusul (Penulis Kedua dari 2 Penulis)						11,68
Catatan Peer Review	1. Tentang kelengkapan dan kesesuaian unsur..... <i>Lengkap dan sesuai</i>					
	2. Tentang ruang lingkup dan kedalaman pembahasan <i>cukup baik</i>					
	3. Tentang kecukupan dan kemutakhiran data serta metodologi..... <i>baik</i>					
	4. Tentang kelengkapan unsur kualitas penerbit..... <i>Lengkap</i>					
	5. Indikasi Plagiasi..... <i>tidak ditemukan</i>					
	6. Kesesuaian bidang ilmu..... <i>Sesuai</i>					

Jakarta, 25 Februari 2021
Reviewer II

Nama : Dian Hartanti, S.Kom, M.M.S.I.
 NIP/NIDN : 0324028101
 Jabatan Akademik : Lektor
 Unit Kerja : Fakultas Ilmu Komputer, Prodi Informatika Universitas Bhayangkara Jakarta Raya